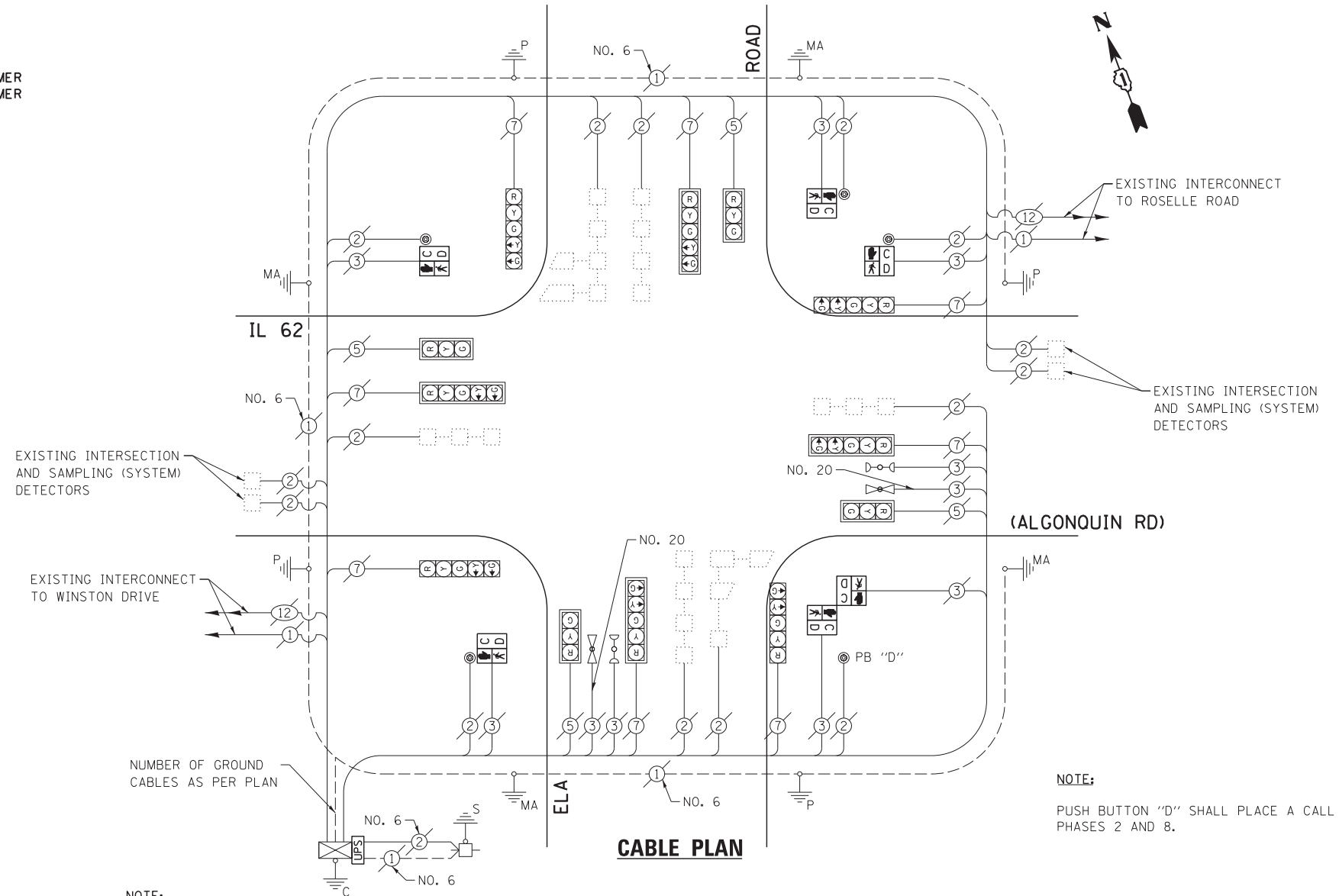


SCHEDULE OF QUANTITIES
IL 62 (ALGONQUIN RD) AT ELA ROAD

NO.	QUANT.	UNIT	DESCRIPTION
1.	1	EACH	MAINTENANCE OF EXISTING TRAFFIC SIGNAL INSTALLATION
2.	4	EACH	PEDESTRIAN SIGNAL HEAD, LED, 1-FACE, BRACKET MOUNTED WITH COUNTDOWN TIMER
3.	1	EACH	PEDESTRIAN SIGNAL HEAD, LED, 2-FACE, BRACKET MOUNTED WITH COUNTDOWN TIMER
4.	1	EACH	MODIFY EXISTING CONTROLLER CABINET
5.	1	EACH	REMOVE EXISTING TRAFFIC SIGNAL EQUIPMENT
6.	1	EACH	UNINTERRUPTABLE POWER SUPPLY, SPECIAL
7.	5	EACH	PEDESTRIAN PUSH-BUTTON, NON-LATCHING

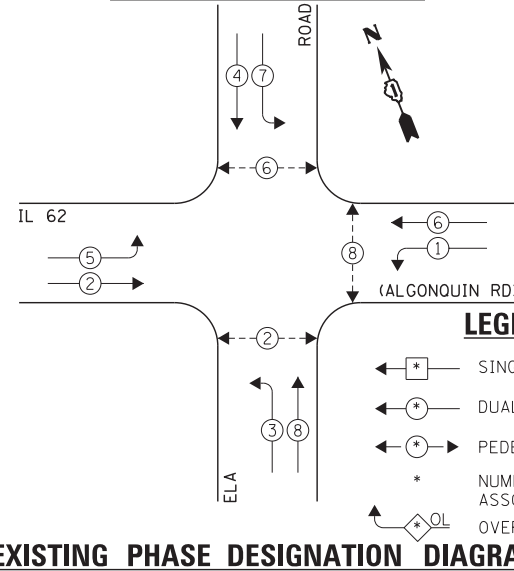


THE FOLLOWING ITEMS SHALL BE REMOVED BY THE CONTRACTOR AND SHALL BE DISPOSED OF BY THEM OUTSIDE THE RIGHT-OF-WAY AT THEIR EXPENSE. THE SALVAGE VALUE OF THE REMOVED EQUIPMENT SHALL BE REFLECTED IN THE CONTRACT BID PRICE.

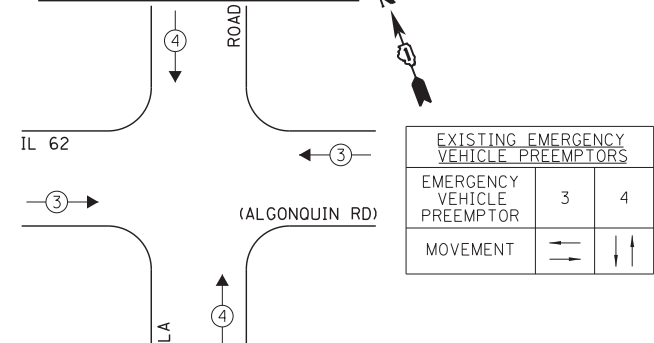
- 4 EACH PEDESTRIAN SIGNAL HEAD, 1-FACE
- 1 EACH PEDESTRIAN SIGNAL HEAD, 2-FACE
- 5 EACH PEDESTRIAN PUSH-BUTTON

NOTE:
THE EXISTING CONTROLLER IS AN ECONOLITE ASC/2-2000 IN A TYPE IV CABINET.

EXISTING CONTROLLER SEQUENCE



EXISTING EMERGENCY VEHICLE PREEMPTION SEQUENCE



LEGEND:

- ← * → SINGLE ENTRY PHASE
- ← * DUAL ENTRY PHASE
- ← * → PEDESTRIAN PHASE
- * NUMBER REFERS TO ASSOCIATED PHASE
- ← * → OL OVERLAP

EXISTING PHASE DESIGNATION DIAGRAM

I.D.O.T. TRAFFIC SIGNAL INSTALLATION ELECTRICAL SERVICE REQUIREMENTS					TOTAL WATTAGE
TYPE	NO. LAMPS	WATTAGE	OPERATION		
SIGNAL (RED)	12	135	17	0.50	102.0
SIGNAL (YELLOW)	12	135	25	0.25	75.0
SIGNAL (GREEN)	12	135	15	0.25	45.0
ARROW	16	135	12	0.10	19.2
PED. SIGNAL	6	90	25	1.00	150.0
CONTROLLER	1	-	100	1.00	100.0
LUMINAIRE	-	-	250	0.50	-
L.E.D. ST. NAME SIGN	-	-	64	0.50	-
VIDEO SYSTEM	-	-	150	1.00	-
BATTERY BACKUP	1	-	25	1.00	25.0
ILLUMINATED SIGN	-	-	25	0.05	-
TOTAL =					516.2

ENERGY COSTS - BILLED TO: IL DEPT. OF TRANSPORTATION
(ADDRESS) 201 W. CENTER COURT
(ADDRESS) SCHAMBURG, IL 60196-1096
ENERGY SUPPLY - CONTACT: DAVE SCHACHT
PHONE: 630-437-2129
COMPANY: COMED - OAKBROOK TERRACE

THE TRAFFIC SIGNAL CONTROL EQUIPMENT FOR THIS PROJECT SHALL BE "ECONOLITE" TO MATCH THE EXISTING ADJACENT SYSTEM.

FILE NAME = D160W38-046.dgn	USER NAME = gwhitten	DESIGNED - JRD	REVISED -
Default	PLOT SCALE = 1:20	DRAWN - GW3	REVISED -
	PLOT DATE = 5/9/2013	CHECKED - KLB	REVISED -
		DATE - 05/10/13	REVISED -

STATE OF ILLINOIS
DEPARTMENT OF TRANSPORTATION

SCHEDULE OF QUANTITIES, CABLE PLAN, PHASE DESIGNATION DIAGRAM, & EMERGENCY VEHICLE PREEMPTION SEQUENCE
IL 62 (ALGONQUIN RD) AT ELA ROAD

SCALE: SHEET OF SHEETS STA. TO STA.

F.A. RTE.	SECTION	COUNTY	TOTAL SHEETS	SHEET NO.
VAR	2013-007 TS	COOK	62	45
			CONTRACT NO. 60W38	
ILLINOIS FED. AID PROJECT				