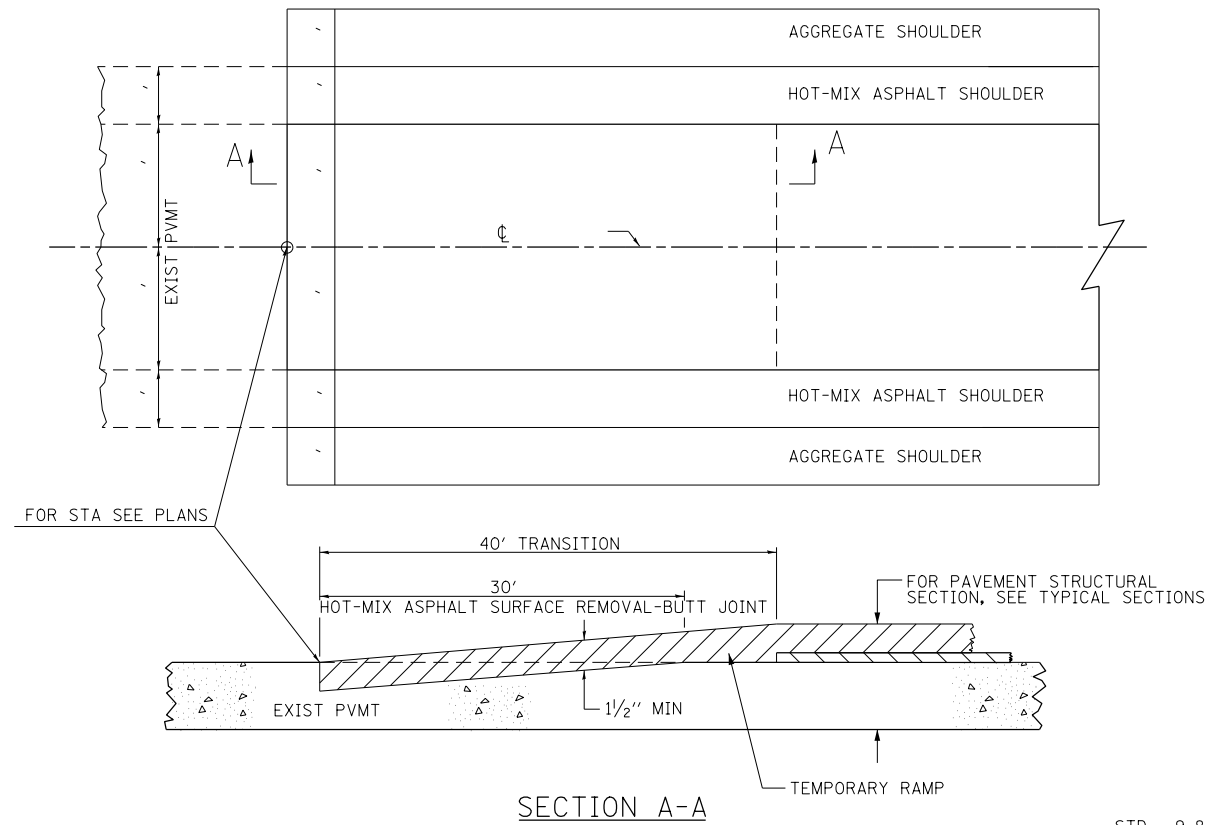


### BUTT JOINT



REVISIONS	
DRAWN	10-17-90
REVISED	01-11-07
REVISED	3-25-08
REVISED	

STD. 9-86

### DETAIL OF DETECTOR LOOPS

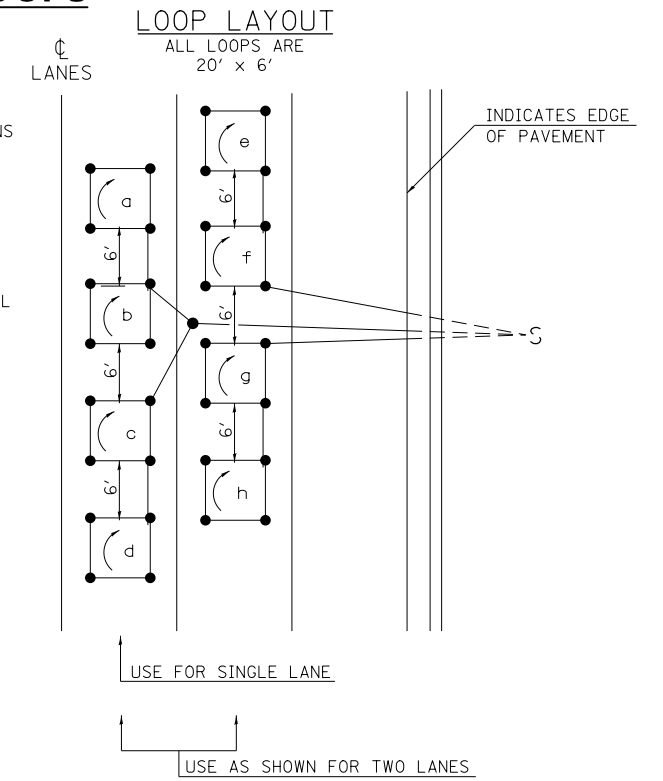
#### NOTES

(APPLIES TO 20' x 6' LOOPS ONLY)

1. THE DETECTOR LOOPS SHALL BE TYPE I. EACH DETECTOR LOOP SHALL HAVE 3 TURNS OF LOOP WIRE AND BE INSTALLED IN ACCORDANCE WITH THE APPLICABLE PORTIONS OF SECTION 886 OF THE STANDARD SPECIFICATIONS FOR TRAFFIC CONTROL ITEMS.
2. BEGINNING LEAD WIRES SHALL BE CONNECTED TO THE BLACK LEAD AND THE ENDING LEAD WIRES SHALL BE CONNECTED TO THE WHITE LEAD OF THE TWIN TWISTED FEED CABLES AT THE SPLICE POINT.
3. WHERE THE LOOPS ARE INSTALLED PRIOR TO RESURFACING, THE LOOP CORNERS SHALL BE DIAGONALLY CUT.

#### LOOP LEGEND

- ( ) CLOCKWISE ROTATION FOR LOOP WIRES
- S INDICATES SPLICE POINT FOR DETECTOR LOOP LEAD
- INDICATES 2" CORE-DRILL

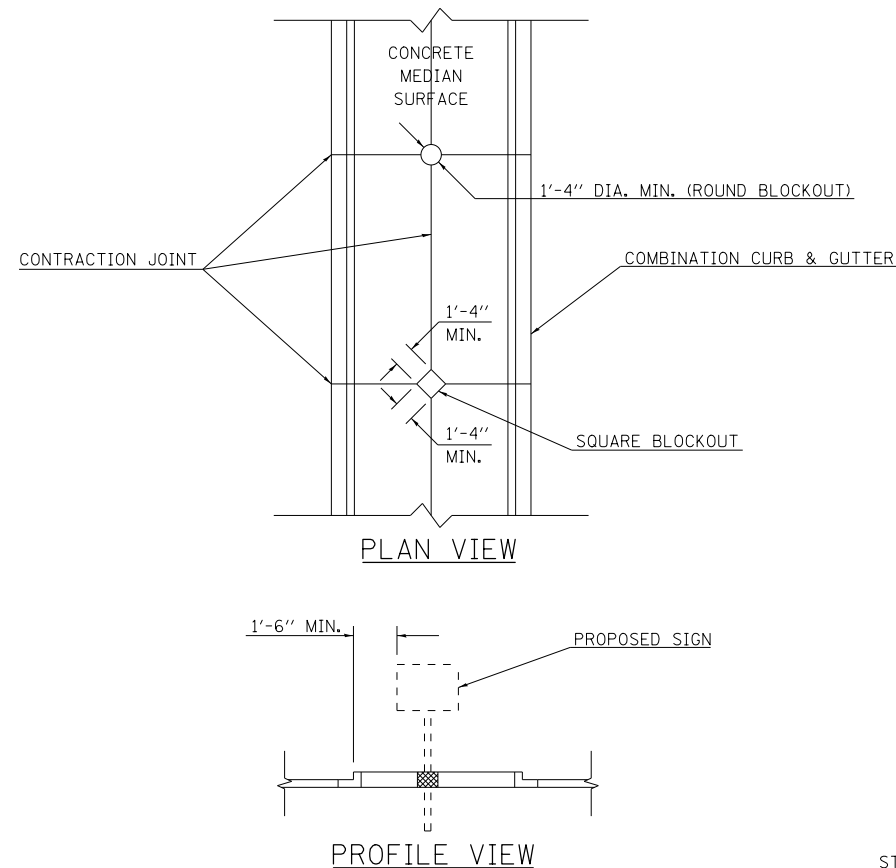


DETAIL 20' x 6' DETECTOR LOOPS

REVISIONS	
REDRAWN	5-13-02
REVISED	10-27-05
REVISED	3-26-08
REVISED	

STD. 9-92

### SIGN POST BLOCKOUT

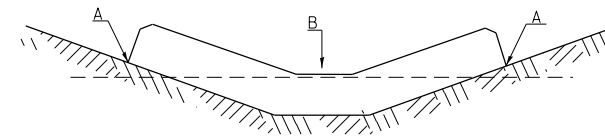


REVISIONS	
DRAWN	4-8-99
RESIZED	5-7-08
REVISED	
REVISED	

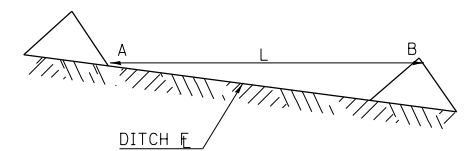
STD. 9-107

### TEMPORARY DITCH CHECKS

#### PLACEMENT OF TEMPORARY DITCH CHECK IN DRAINAGE WAY



#### SPACING BETWEEN TEMPORARY DITCH CHECKS



REVISIONS	
DRAWN	9-01-99
REVISED	10-3-01
RESIZED	5-8-08
REVISED	05-04-10

STD. 9-108

FILE NAME = D978258-sht-details-dd-06.dgn  
**CH2MHILL**

USER NAME = mfox	DESIGNED - KN	REVISED -
PLOT SCALE = 2.0000' / in.	DRAWN - AS	REVISED -
PLOT DATE = 1/31/2013	CHECKED -	REVISED -
	DATE -	REVISED -

STATE OF ILLINOIS  
DEPARTMENT OF TRANSPORTATION

DISTRICT DETAILS  
9-86, 9-92, 9-107, 9-108

SCALE: SHEET NO. 6 OF 7 SHEETS STA. TO STA.

F.A.P. RTE.	SECTION	COUNTY	TOTAL SHEETS	SHEET NO.
331	(1-4)R-2, N-4, TS-4	WILLIAMSON	381	267
DRAWING NO. DD-06			CONTRACT NO. 78258	
ILLINOIS FED. AID PROJECT				