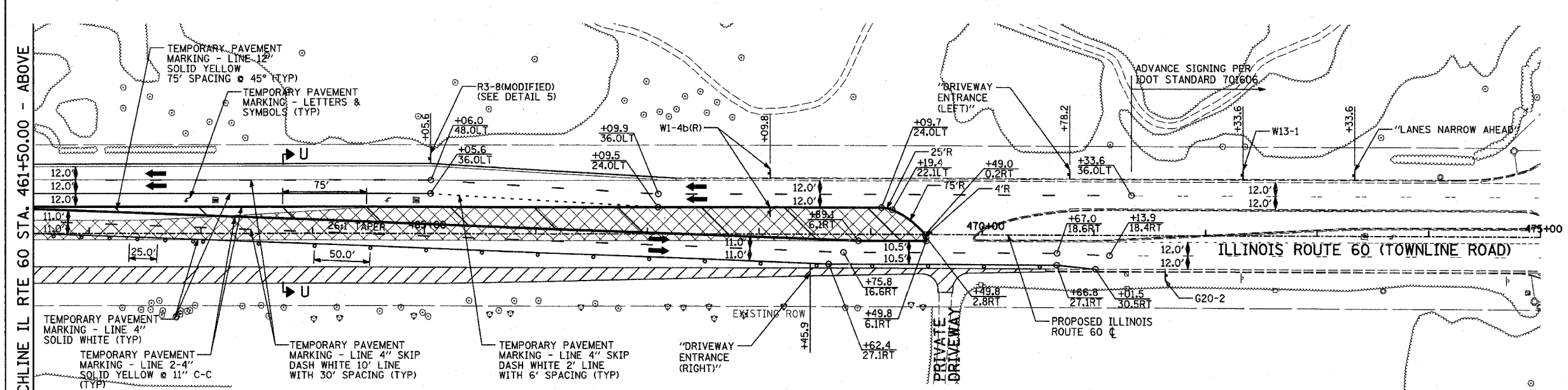

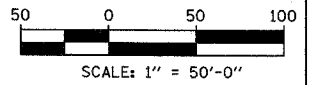


|                     |         |                           |              |           |
|---------------------|---------|---------------------------|--------------|-----------|
| F.A.P. RTE.         | SECTION | COUNTY                    | TOTAL SHEETS | SHEET NO. |
| 335                 | 119R-2  | LAKE                      | 439          | 111       |
| STA. 432+83.12      |         | TO STA. 470+56.84         |              |           |
| FED. ROAD DIST. NO. |         | ILLINOIS FED. AID PROJECT |              |           |
|                     |         | 60B01                     |              |           |



**LEGEND:**

- CONSTRUCTION ZONE
- TEMPORARY PAVEMENT
- TRAFFIC MOVEMENT
- TEMPORARY SIGN (SEE M.O.T. SIGNING LEGEND)
- TYPE II BARRICADES OR DRUMS W/ MONO-DIRECTIONAL STEADY BURNING LIGHT
- TYPE III BARRICADE W/2 FLASHING BIDIRECTIONAL LIGHTS
- TEMPORARY CONCRETE BARRIER
- ARROW BOARD
- M.O.T. APPURTENANCES REMAINING FROM PREVIOUS STAGES



**STATION/OFFSET CALLOUTS:**

|                     |                              |                               |                               |
|---------------------|------------------------------|-------------------------------|-------------------------------|
| 1. +50.0, 25.1LT    | 17. +18.2, 65.0LT            | 34. +98.1, 11.2LT             | 50. +81.1, 38.5RT             |
| 2. +50.0, 35.6LT    | 18. +45.0, 63.9LT            | 35. +87.4, 34.9LT             | (TEMP BARRIER END)            |
| 3. +50.0, 46.1LT    | 19. +13.0, 13.0LT (NB ENT @) | 36. +86.9, 24.4LT             | 51. +99.8, 8.6RT              |
| 4. +50.0, 56.6LT    | 20. +48.4, 94.0LT            | 37. +86.4, 13.9LT             | 52. +06.8, 21.5LT             |
| 5. +50.0, 67.1LT    | 21. +64.3, 15.0RT (NB ENT @) | 38. +55.3, 11.9LT             | 53. +07.7, 32.0LT             |
| 6. +50.0, 77.6LT    | 22. +51.8, 75.1LT            | 39. +33.9, 0.4RT              | 54. +37.7, 10.5LT             |
| 7. +77.6, 76.9LT    | 23. +08.5, 61.4LT            | (TEMP BARRIER FACE)           | 55. +11.5, 12.6LT             |
| 8. +77.1, 66.4LT    | 24. +16.0, 80.1LT            | 40. +55.6, 1.0RT              | 56. NOT USED                  |
| 9. +76.6, 55.9LT    | 25. +10.0, 50.8LT            | 41. +66.6, 1.5RT              | 57. NOT USED                  |
| 10. +76.0, 45.4LT   | 26. +09.6, 40.3LT            | 42. +38.0, 14.0LT (NB EXIT @) | 58. +91.2, 17.5LT             |
| 11. +75.5, 35.0LT   | 27. +30.5, 60.5LT            | 43. +38.0, 3.0LT (NB EXIT @)  | 59. +91.2, 28.5LT             |
| 12. +75.0, 24.5LT   | 28. +30.3, 50.0LT            | 44. +22.2, 15.0LT (NB EXIT @) | 60. +91.2, 39.5LT             |
| 13. +87.9, 45.4LT   | 29. +30.1, 39.5LT            | (TEMP BARRIER FACE)           | 61. +93.2, 50.0LT             |
| 14. +48.4, 69.4LT   | 30. +26.9, 10.9LT            | 45. +10.2, 3.0LT (NB EXIT @)  | 62. +91.2, 6.5LT              |
| (TEMP BARRIER FACE) | (TEMP BARRIER FACE)          | 46. +99.7, 9.0RT (NB EXIT @)  | 63. +86.1, 78.0LT             |
| 15. +90.5, 55.7LT   | 31. +66.3, 11.7LT            | 47. +99.6, 8.0RT (NB EXIT @)  | (TEMP BARRIER END)            |
| 16. +73.4, 71.2LT   | (TEMP BARRIER END)           | (TEMP BARRIER FACE)           | 64. +36.1, 80.0LT             |
|                     |                              | 48. +32.0, 18.3RT (NB EXIT @) | (TEMP BARRIER FACE)           |
|                     |                              | (TEMP BARRIER FACE)           | 65. +36.7, 12.2LT             |
|                     |                              | 49. +97.5, 17.8RT (NB EXIT @) | 66. +26.7, 14.0LT (NB EXIT @) |
|                     |                              |                               | 67. +19.9, 10.0RT (NB EXIT @) |

**TYLIN INTERNATIONAL**

| REVISIONS |      |
|-----------|------|
| NAME      | DATE |
|           |      |
|           |      |
|           |      |
|           |      |
|           |      |

ILLINOIS DEPARTMENT OF TRANSPORTATION  
**ILLINOIS RTE 60 OVER I-94**  
 MAINTENANCE OF TRAFFIC PLAN  
 IL RTE 60 STA. 446+50.00 TO 475+00.00  
 STAGE 3 - SHEET 2 OF 5

SCALE: 1"=50'-0"  
 DATE: MAY 8, 2007

DRAWN BY: MFG, CBS  
 CHECKED BY: JDF

05/02/2007 10:29:18 AM