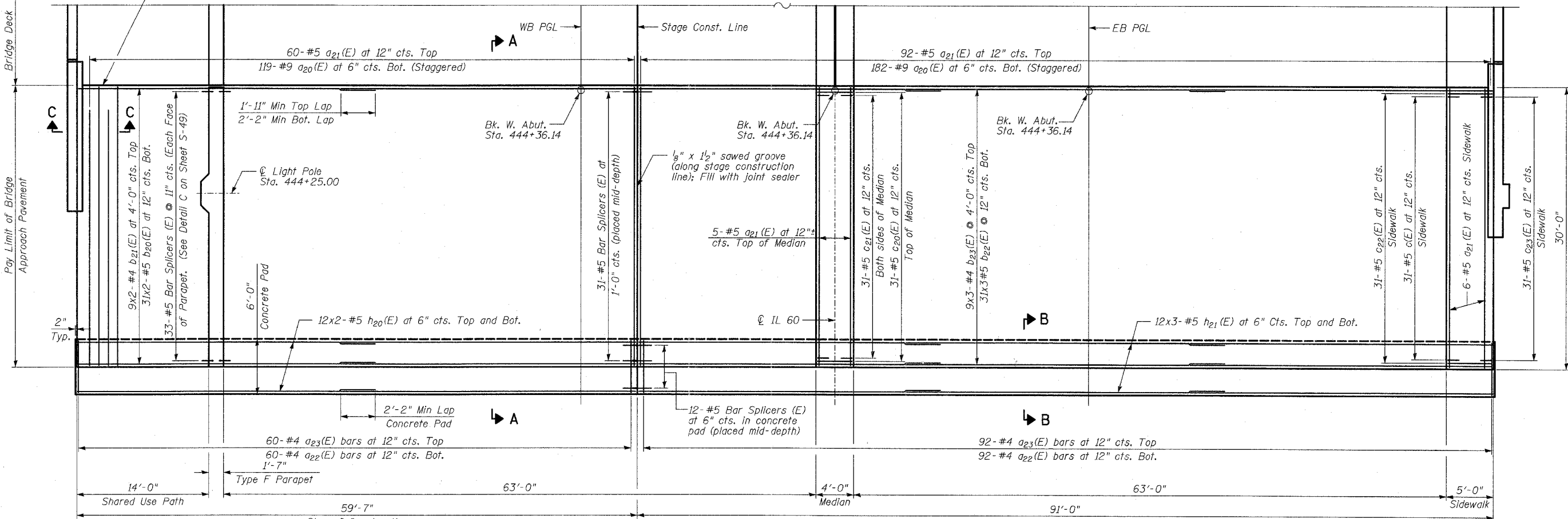
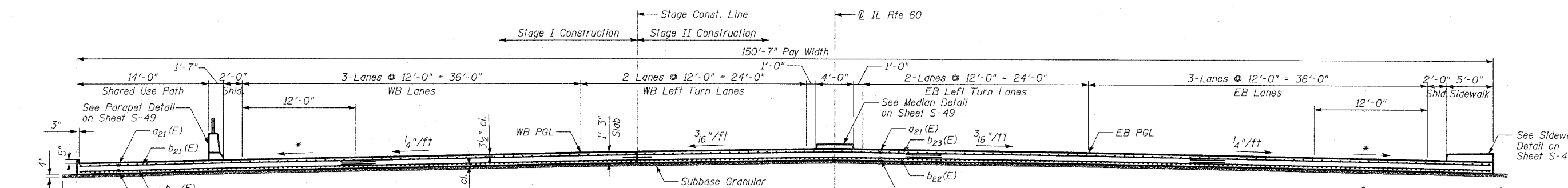


F.A.P. RTE.	SECTION	COUNTY	TOTAL SHEETS	SHEET NO.
335	119R-2	LAKE	439	294
STA. 432+83.12		TO STA. 470+56.84		
FED. ROAD DIST. NO.	ILLINOIS	FED. AID PROJECT		

60B01



PLAN



CROSS SECTION THRU APPROACH PAVEMENT
(Looking East)

NOTES:

1. With the approval of the Engineer, the contractor will be permitted to reduce the paving widths by substituting a Longitudinal Construction Joint with tie bars, as shown in Standard 420401, in lieu of the Specified Sawed Longitudinal Joint.
2. The Contractor shall provide the details shown in Detail B at the ϕ IL Rte. 60 and at a lane edge if pavement is poured two or more lanes at a time.
3. Bars indicated thus 31x2-#5 indicates 31 lines of bars with 2 lengths per line.
4. The cost of tie bars, expansion joint, preformed joint seal, polyethylene bond breaker, reinforcement bars, sidewalk, median, the concrete pad (including reinforcement), 4\"/>

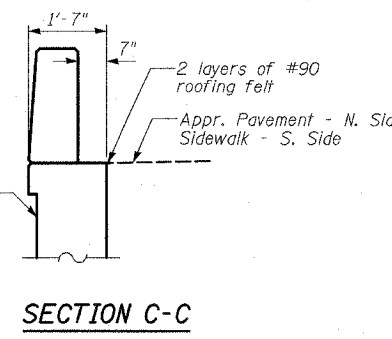
BILL OF MATERIAL

ITEM	UNIT	TOTAL
Bridge Approach Pavement, (Special)	SQ YD	502

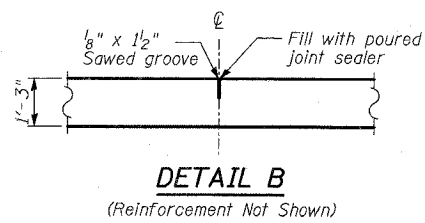
REVISIONS

NAME	DATE

ILLINOIS DEPARTMENT OF TRANSPORTATION
WEST APPROACH PAVEMENT LAYOUT
 ILLINOIS 60 OVER I-94
 F.A.P. RTE. 335 SECTION 119R-2
 LAKE COUNTY STA. 445+54.14
 S.N. 049-2012 ISTHA BRIDGE NO. 407
 DESIGNED BY: PL
 DRAWN BY: PL
 CHECKED BY: SP
 SCALE:
 DATE: MAY 8, 2007



SECTION C-C



DETAIL B
(Reinforcement Not Shown)

TYLIN INTERNATIONAL

SHEET S-47 OF S-53

P:\60245811\601\structure\1\Ina\N\60B01\60B01.dgn 05/03/2007 04:31:22 PM