CONTRACT NO. 68751

F.A.S. RTE.	SECTION	COUNTY	TOTAL SHEETS	SHEET NO.
1388	IZ-1D-BR-111-1	PEORIA	20	16
STA. 98+73.33		TO STA.103+58.67		
FED. ROAD DIST. NO. 4		ILLINOIS FED. AID PROJECT		

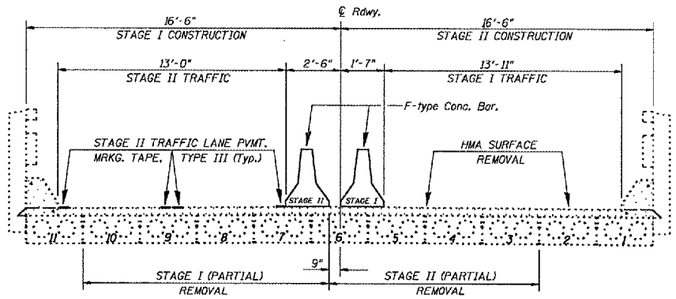

CROSS SECTION
(Looking West)

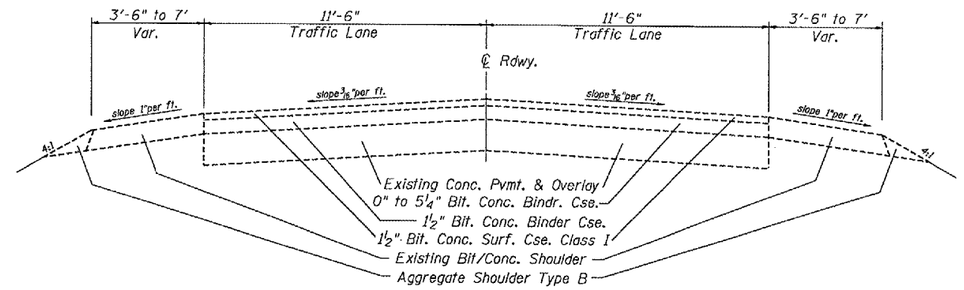

TYPICAL DETAIL
Sta. 97+27.33 to Sta. 99+77.33
Sta. 102+54.67 to Sta. 104+04.67

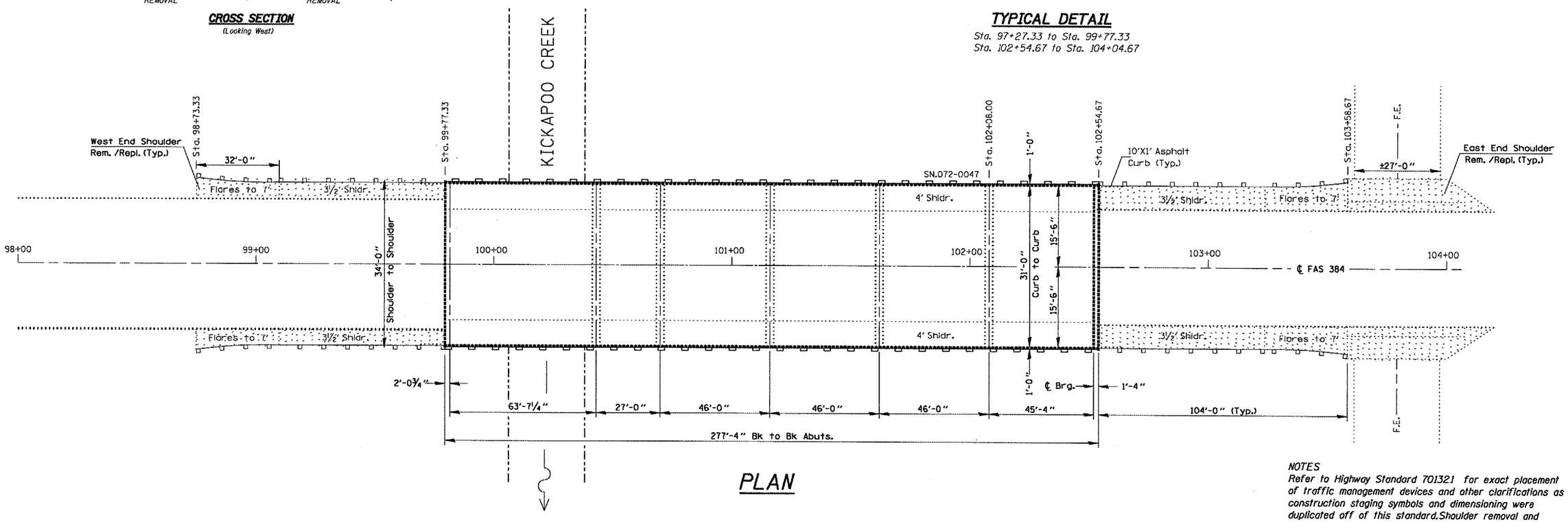

PLAN

NOTES
Refer to Highway Standard 701321 for exact placement of traffic management devices and other clarifications as construction staging symbols and dimensioning were duplicated off of this standard. Shoulder removal and replacement shall be complete prior to shifting existing traffic lanes for staging. Concrete Barrier staging placement shall be as required for the specified emergency beam replacement.
Reflectorized temporary pavement marking tape shall be placed throughout and along-side the work area. The edge line shall be yellow for left-hand lane closures.

SHOULDER QUANTITY SCHEDULE

SHOULDER REMOVAL			
LEFT WEST APPROACH	SQ.YD.	LEFT EAST APPROACH	SQ.YD.
Sta. 98+73.00 to Sta. 99+77.33	45.8	Sta. 102+54.67 to Sta. 104+00	77.8
RIGHT WEST APPROACH		RIGHT EAST APPROACH	
Sta. 98+73.00 to Sta. 99+77.33	45.8	Sta. 102+54.67 to Sta. 104+00	77.8
		TOTAL	247.2
SHOULDER REPLACEMENT			
LEFT WEST APPROACH	SQ.YD.	LEFT EAST APPROACH	SQ.YD.
Sta. 98+73.00 to Sta. 99+77.33	45.8	Sta. 102+54.67 to Sta. 104+00	77.8
RIGHT WEST APPROACH		RIGHT EAST APPROACH	
Sta. 98+73.00 to Sta. 99+77.33	45.8	Sta. 102+54.67 to Sta. 104+00	77.8
		TOTAL	247.2

BILL OF MATERIAL

ITEM	UNIT	QUANTITY
HOT MIX ASPHALT BASE COURSE WIDENING, 9"	SQ.YD.	248
BITUMINOUS CONCRETE SHOULDER REMOVAL	SQ.YD.	248
MOBILIZATION	L SUM	1.0
WIDTH RESTRICTION SIGNING	L SUM	1.0
TRAFFIC CONTROL AND PROTECTION, STANDARD 701321	EACH	1.0
PAVEMENT MARKING TAPE, TYPE III, 4"	FOOT	1130
WORKZONE PAVEMENT MARKING REMOVAL	FOOT	1130
TEMPORARY CONCRETE BARRIER	FOOT	408
RELOCATE TEMPORARY CONCRETE BARRIER	FOOT	408
EPOXY PAVEMENT MARKING-LINE 4"	FOOT	1330
PAVEMENT MARKING REMOVAL	SQ.FT.	444
IMPACT ATTENUATORS, TEMPORARY (NRD), TEST LEVEL 2	EACH	2.0
IMPACT ATTENUATORS, RELOCATE (NRD), TEST LEVEL 2	EACH	2.0

SN. 072-0047 IL.8
over Kickapoo Crk.

REVISIONS NAME	DATE

ILLINOIS DEPARTMENT OF TRANSPORTATION

GENERAL LAYOUT & SHOULDER REM/REPL.

SCALE: VERT. HORIZ.
DATE 05-10-2007
DRAWN BY CEJ
CHECKED BY

$DATE$05-18-07
$FILEL$\GENDRAFT\STORPLNS\SQUAD 14\BRIDGE Rep Cornerss\68751 SN072-0047\SN072-0047IL8overKickapooCrk.dgn
$SCALE$
MCF