

Notes:

See sheet 5 of 11 for superstructure details, parapet reinforcement and Bill of Materials.
 See sheet 10 of 11 for bar splicer details.
 Bars indicated thus 2x3-#5 bars etc. indicates 2 lines of bars with 3 lengths per line.
 See sheet 5 of 11 for Sections A-A and B-B.

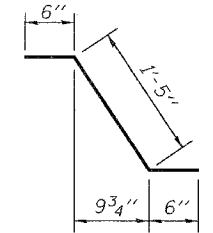
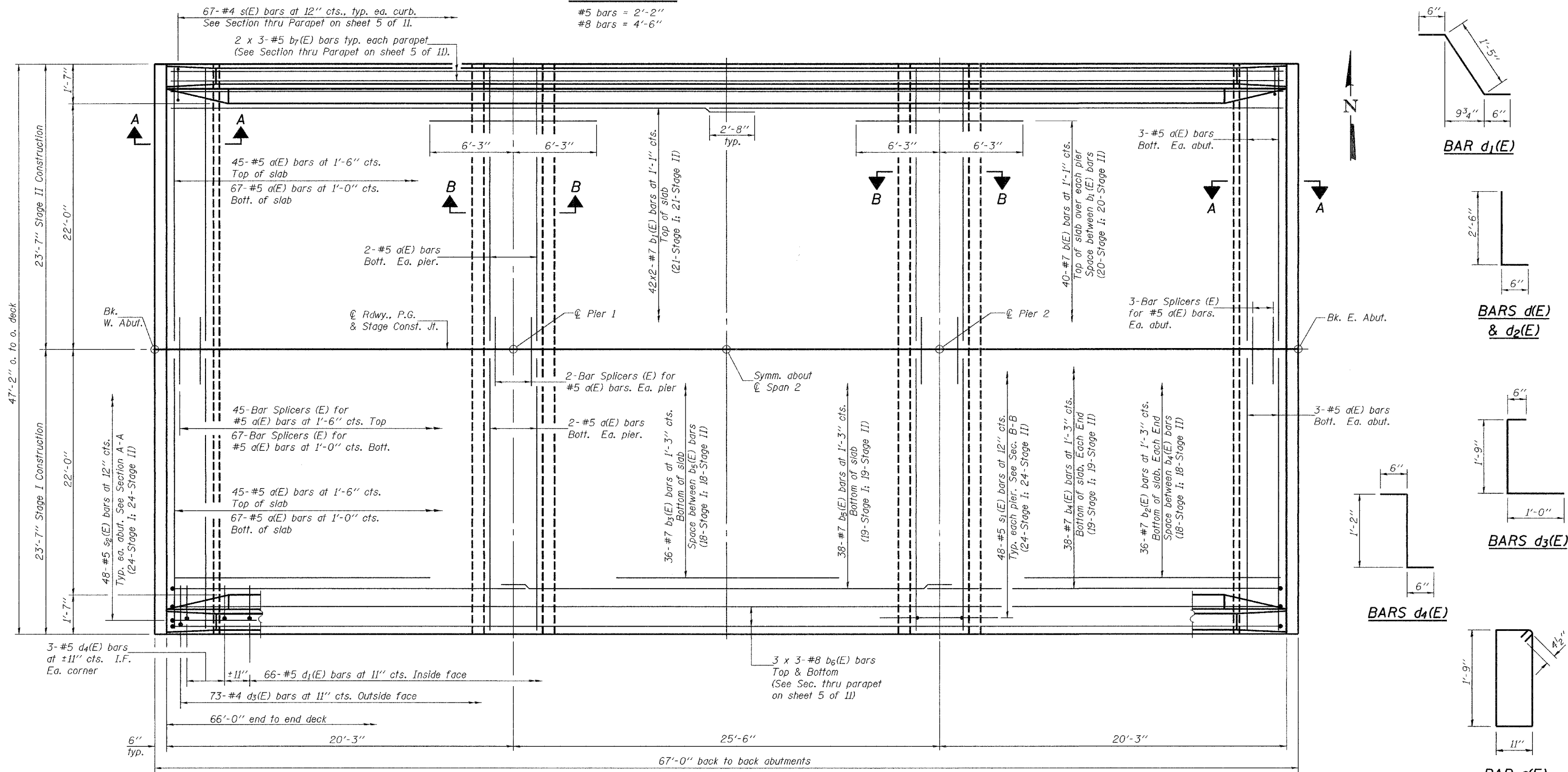
STATE OF ILLINOIS
 DEPARTMENT OF TRANSPORTATION

ROUTE NO. F.A.U. 9079	SECTION 65BR	COUNTY MADISON	TOTAL SHEETS 40	SHEET NO. 21	SHEET NO. 4 11 SHEETS
FED. ROAD DIST. NO. 7		ILLINOIS	FED. AID PROJECT		


Contract 76136

MIN. BAR LAPS

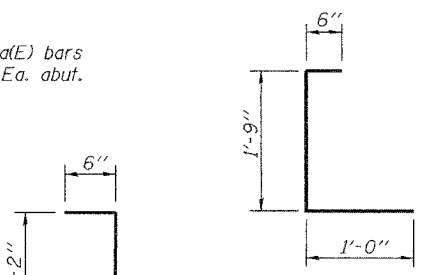
#5 bars = 2'-2"
 #8 bars = 4'-6"



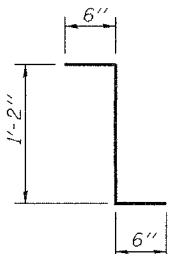
BAR d1(E)



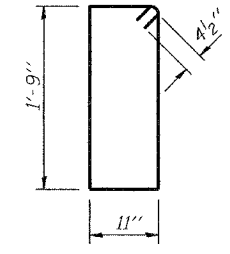
BARS d(E)
& d2(E)



BARS d3(E)



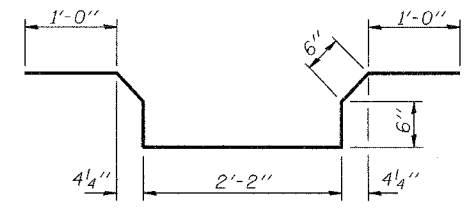
BARS d4(E)



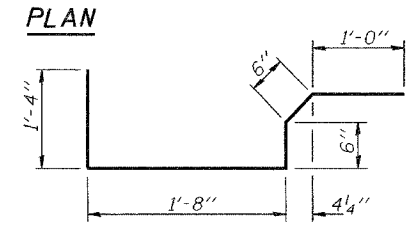
BAR s(E)

DESIGNED	R.L.T.
CHECKED	J.P.A. & T.R.B.
DRAWN	BECKY M. LEACH
CHECKED	R.L.T. & G.R.A.

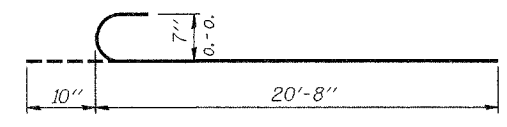
November 22, 2006
 EXAMINED *Thomas J. Duggan*
 ENGINEER OF BRIDGE DESIGN
 PASSED *Ralph E. Anderson*
 ENGINEER OF BRIDGES AND STRUCTURES



BAR s1(E)



BAR s2(E)



BAR b4(E)

SUPERSTRUCTURE
 F.A.U. ROUTE 9079 - SECTION 65BR
 MADISON COUNTY
 STATION 388+43.96
 STRUCTURE NO. 060-0236