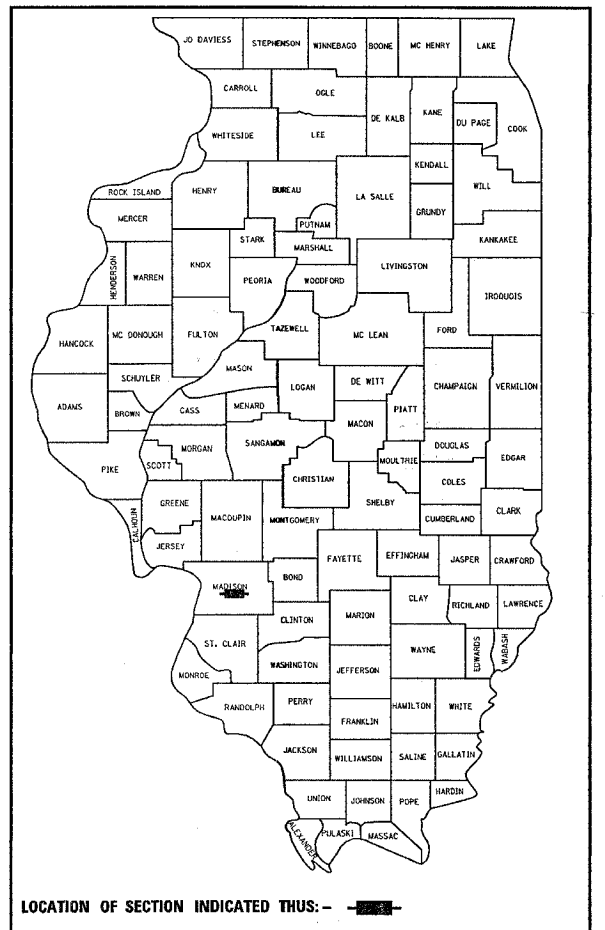


F.A.I. RTE.	SECTION	COUNTY	TOTAL SHEETS	SHEET NO.
70/55		MADISON	19	1

DIST 8 ITS 2007-4A, 4B

D-98-014-07



LOCATION OF SECTION INDICATED THUS: -

STATE OF ILLINOIS
DEPARTMENT OF TRANSPORTATION
DIVISION OF HIGHWAYS

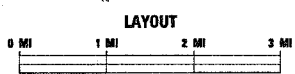
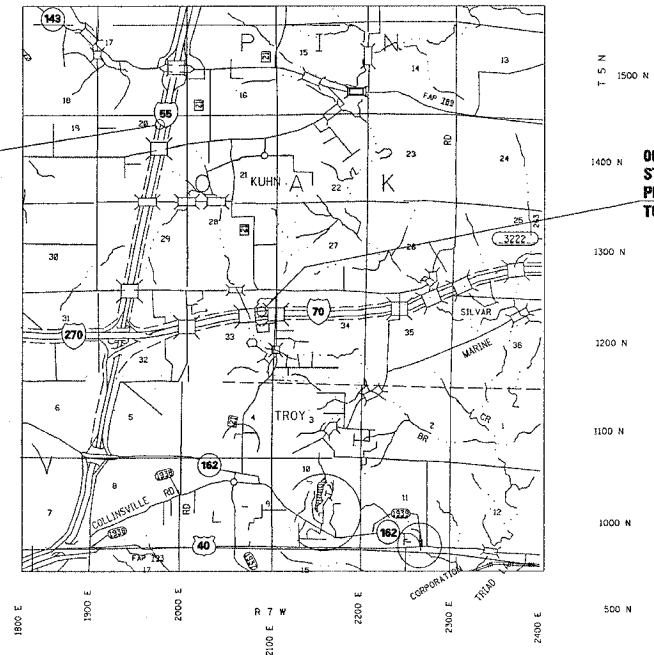
**PROPOSED
HIGHWAY PLANS**

FAI ROUTE 70/FAI ROUTE 55
SECTION DIST 8 ITS 2007-4A, 4B
MADISON COUNTY

PROJECT: ITS-0317(109)

1. SIGN TRUSS AND DMS ON SB I-55 N OF I-70 AT STA 1148 + 69
2. SIGN TRUSS AND DMS ON WB I-70 E OF I-55 AT STA 1032 + 00

C-75-005-07



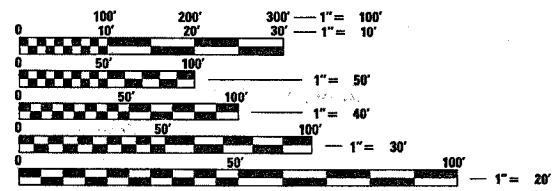
INDEX OF SHEETS

1. TITLE SHEET
2. SUMMARY OF QUANTITIES
3. LEGENDS, SCHEDULES & GENERAL NOTES
4. TRUSS MOUNT DMS AND SERVICE INSTALLATION DETAILS
5. ITS PLAN SHEET 005522.0S05S
6. ITS PLAN SHEET 007016.7W.06S
7. DMS SYSTEM SCHEMATICS AND ASSOCIATED WIRING DIAGRAMS
8. BUTTERFLY SIGN STRUCTURES ALTERNATE PLAN & ELEVATION FOR DMS ALUMINUM TRUSS & STEEL POST
9. BUTTERFLY SIGN STRUCTURES ALTERNATE TRUSS DETAILS FOR DMS ALUMINUM TRUSS & STEEL POST
10. BUTTERFLY SIGN STRUCTURES TRUSS DETAILS ALUMINUM TRUSS & STEEL POST
- 11-12. BUTTERFLY SIGN STRUCTURES JUNCTURE DETAILS ALUMINUM TRUSS & STEEL POST
13. BUTTERFLY SIGN STRUCTURES ALTERNATE WALKWAY DETAILS FOR DMS ALUMINUM TRUSS & STEEL POST
14. BUTTERFLY SIGN STRUCTURES HANDRAIL DETAILS ALUMINUM TRUSS & STEEL POST
15. BUTTERFLY SIGN STRUCTURES DRILLED SHAFT ALUMINUM TRUSS & STEEL POST
16. BREAK-AWAY WIDE FLANGE STEEL SIGN POST DETAILS
17. BREAK-AWAY WIDE FLANGE STEEL SIGN POST TABLES
18. IMPACT ATTENUATOR DETAILS
19. BORING LOGS

STANDARDS

000001-04	701101-01	701106-01
701400-02	701406-04	702001-06
814006-01	878001-05	

MICROFILMED _____
REEL NUMBER _____
AWARDED _____
RESIDENT ENGINEER _____
AS BUILT CHANGES WERE MADE ON THE FOLLOWING SHEETS



FULL SIZE PLANS HAVE BEEN PREPARED USING STANDARD ENGINEERING SCALES. REDUCED SIZED PLANS WILL NOT CONFORM TO STANDARD SCALES. IN MAKING MEASUREMENTS ON REDUCED PLANS, THE ABOVE SCALES MAY BE USED.

J.U.L.I.E.
JOINT UTILITY LOCATION INFORMATION FOR EXCAVATION
1-800-892-0123

CONTRACT NO. 76A41

PROJECT ENGINEER: PATTI LEBEAU (618) 346 3179
SQUAD LEADER: MICHAEL PRESTON (618) 346 3143
LIAISON ENGINEER: BRIAN SNEED (618) 346 3118

PLOT DATE = 5/1/2007
FILE NAME = c:\p0306\va\wds\487\electr\cal\116p\rd\107a.dgn
PLOT SCALE = 1/4" = 100'
REFERENCE = MREF4

STATE OF ILLINOIS
DEPARTMENT OF TRANSPORTATION
DIVISION OF HIGHWAYS

SUBMITTED May 10 20 07

Man C. Francis
DEPUTY DIRECTOR OF HIGHWAYS
REGION FIVE ENGINEER

June 29, 20 07
Eric E. Harvath
ENGINEER OF DESIGN AND ENVIRONMENT

June 29, 20 07
William R. Seese, P.E.
DIRECTOR, DIVISION OF HIGHWAYS

**PRINTED BY THE AUTHORITY
OF THE STATE OF ILLINOIS**