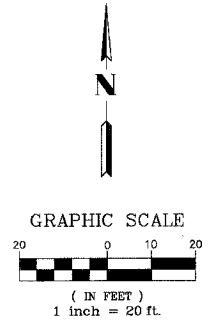
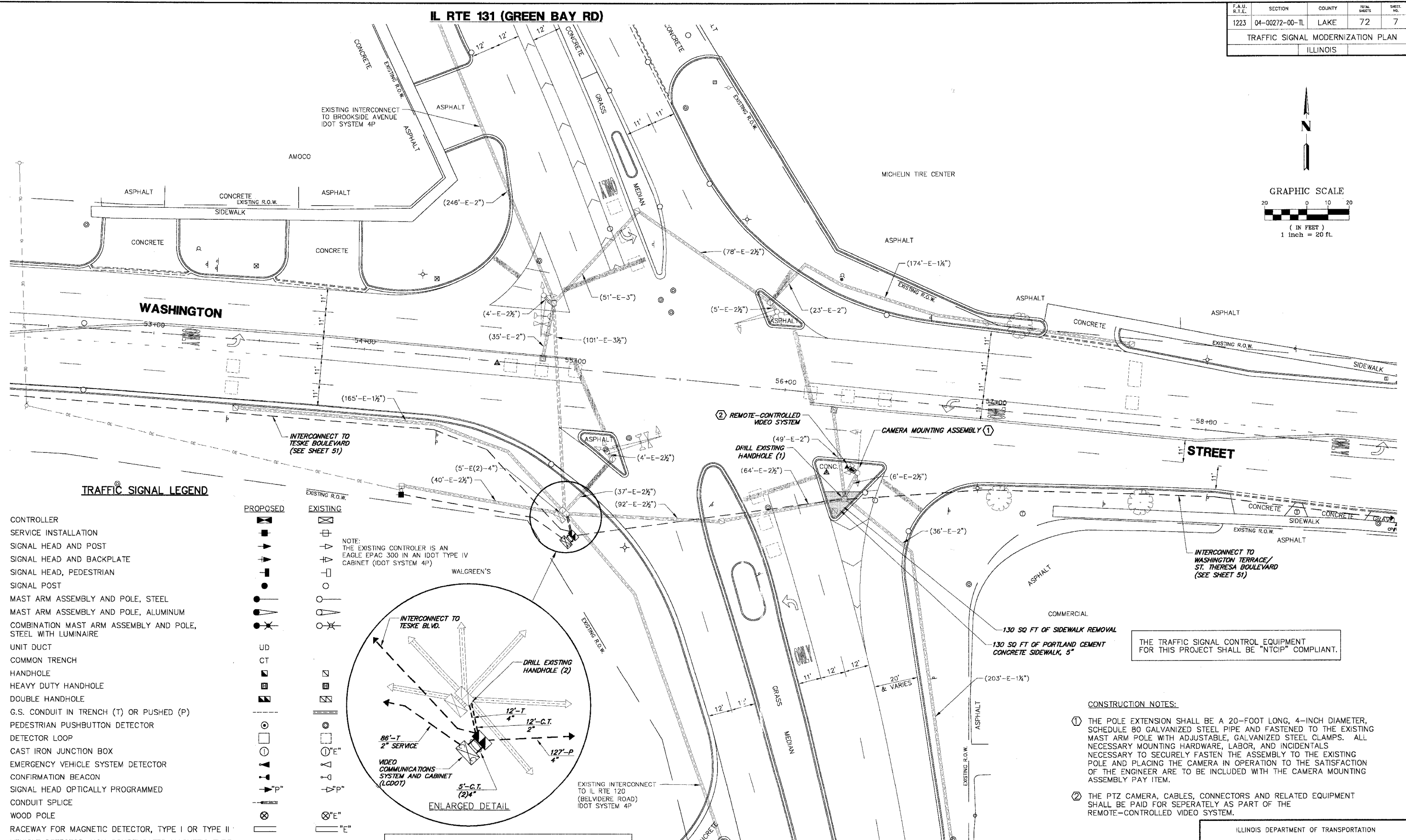


F.A.U. R.T.E.	SECTION	COUNTY	TOTAL SHEETS	SHEET NO.
1223	04-00272-00-TL	LAKE	72	7
TRAFFIC SIGNAL MODERNIZATION PLAN				
ILLINOIS				

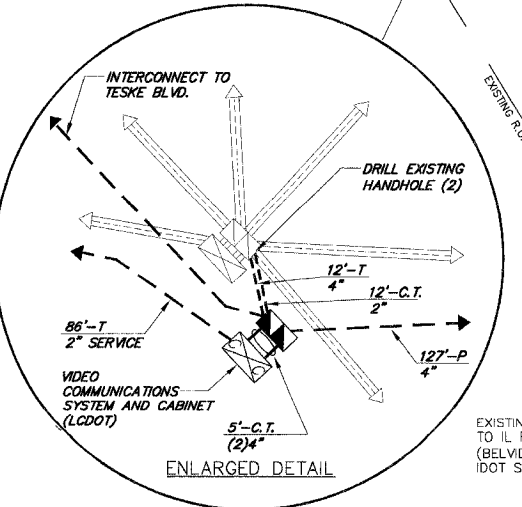


IL RTE 131 (GREEN BAY RD)



TRAFFIC SIGNAL LEGEND

CONTROLLER		EXISTING R.O.W.	
SERVICE INSTALLATION		PROPOSED	
SIGNAL HEAD AND POST		NOTE:	
SIGNAL HEAD AND BACKPLATE		THE EXISTING CONTROLLER IS AN	
SIGNAL HEAD, PEDESTRIAN		EAGLE EPAC 300 IN AN IDOT TYPE IV	
SIGNAL POST		CABINET (IDOT SYSTEM 4P)	
MAST ARM ASSEMBLY AND POLE, STEEL			
MAST ARM ASSEMBLY AND POLE, ALUMINUM			
COMBINATION MAST ARM ASSEMBLY AND POLE, STEEL WITH LUMINAIRE			
UNIT DUCT			
COMMON TRENCH			
HANDHOLE			
HEAVY DUTY HANDHOLE			
DOUBLE HANDHOLE			
G.S. CONDUIT IN TRENCH (T) OR PUSHED (P)			
PEDESTRIAN PUSHBUTTON DETECTOR			
DETECTOR LOOP			
CAST IRON JUNCTION BOX			
EMERGENCY VEHICLE SYSTEM DETECTOR			
CONFIRMATION BEACON			
SIGNAL HEAD OPTICALLY PROGRAMMED			
CONDUIT SPLICE			
WOOD POLE			
RACEWAY FOR MAGNETIC DETECTOR, TYPE I OR TYPE II			
VEHICLE DETECTOR, NON COMPENSATED MAGNETIC TYPE			
RAILROAD CONTROL CABINET			
TELEPHONE CONNECTION			
ILLUMINATED SIGN "NO LEFT TURN"			
ILLUMINATED SIGN "NO RIGHT TURN"			



Restoration of Work Area. Restoration of the traffic signal work area shall be incidental to the related pay items such as foundation, conduit, handhole, trench and backfill, etc., and no extra compensation shall be allowed. All roadway surfaces such as shoulders, medians, sidewalks, pavement, etc. shall be replaced in kind. All damage to mowed lawns shall be replaced with an approved sod, and all damage to unmowed fields shall be seeded in accordance with Standard Specifications 252 and 250 respectively.

THE TRAFFIC SIGNAL CONTROL EQUIPMENT FOR THIS PROJECT SHALL BE "NTCIP" COMPLIANT.

CONSTRUCTION NOTES:

- THE POLE EXTENSION SHALL BE A 20-FOOT LONG, 4-INCH DIAMETER, SCHEDULE 80 GALVANIZED STEEL PIPE AND FASTENED TO THE EXISTING MAST ARM POLE WITH ADJUSTABLE, GALVANIZED STEEL CLAMPS. ALL NECESSARY MOUNTING HARDWARE, LABOR, AND INCIDENTALS NECESSARY TO SECURELY FASTEN THE ASSEMBLY TO THE EXISTING POLE AND PLACING THE CAMERA IN OPERATION TO THE SATISFACTION OF THE ENGINEER ARE TO BE INCLUDED WITH THE CAMERA MOUNTING ASSEMBLY PAY ITEM.
- THE PTZ CAMERA, CABLES, CONNECTORS AND RELATED EQUIPMENT SHALL BE PAID FOR SEPERATELY AS PART OF THE REMOTE-CONTROLLED VIDEO SYSTEM.

PLANS PREPARED BY:
GEWALT HAMILTON ASSOCIATES, INC.
Consulting Engineers & Surveyors
550 Forest Edge Drive
Vernon Hills, IL 60061
(847) 476-9700
(847) 476-9701 Fax

REVISIONS	
NAME	DATE

ILLINOIS DEPARTMENT OF TRANSPORTATION
TRAFFIC SIGNAL MODERNIZATION PLAN
WASHINGTON STREET AND IL ROUTE 131 (GREEN BAY ROAD)
SCALE: 1"=20'
DATE: MAY 1, 2007
DRAWN BY: PJS
DESIGNED BY: JRD
CHECKED BY: BLS

IL RTE 131 (GREEN BAY RD)