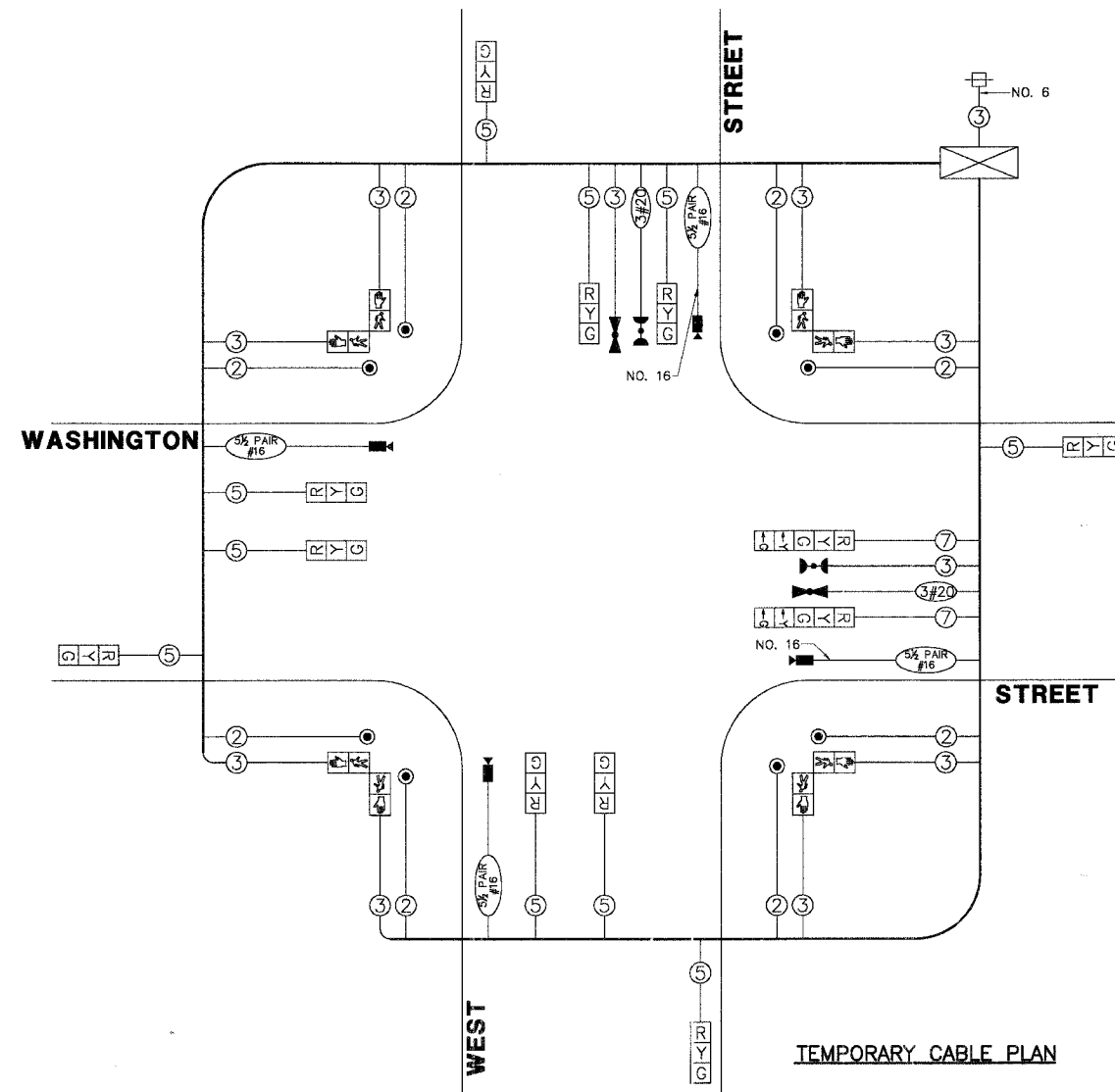


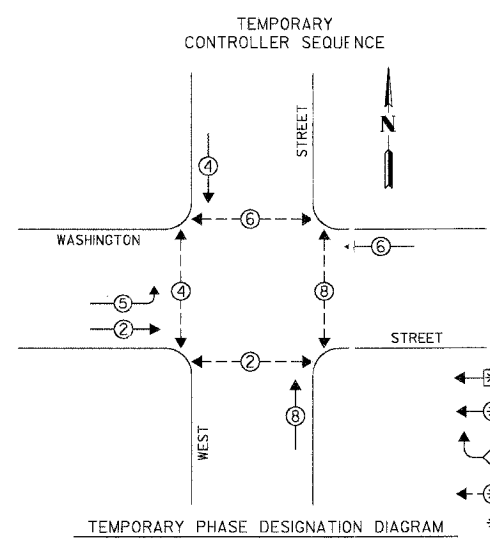
| F.A.U. R.T.E.        | SECTION        | COUNTY | TOTAL SHEETS | SHEET NO. |
|----------------------|----------------|--------|--------------|-----------|
| 1223                 | 04-00272-00-TL | LAKE   | 72           | 33        |
| TEMPORARY CABLE PLAN |                |        |              |           |
| ILLINOIS             |                |        |              |           |



**TEMPORARY CABLE PLAN LEGEND**

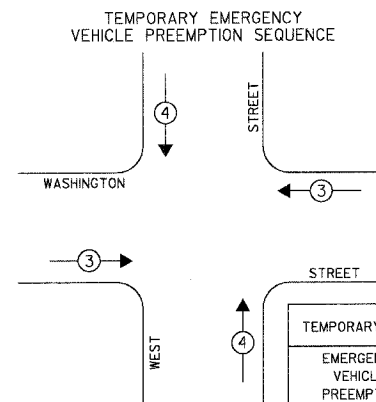
- R TEMPORARY TRAFFIC SIGNAL SECTION OR PEDESTRIAN SIGNAL SECTION 12"
- TEMPORARY CONTROLLER CABINET
- TEMPORARY SERVICE INSTALLATION
- ⑤ INDICATES NUMBER OF CONDUCTORS IN CABLE. ALL CONDUCTORS TO BE NUMBER 14 AWG WIRE UNLESS OTHERWISE NOTED.
- EMERGENCY VEHICLE LIGHT DETECTOR
- CONFIRMATION BEACON
- VEHICLE DETECTOR, INDUCTION LOOP
- PEDESTRIAN PUSHBUTTON DETECTOR
- PEDESTRIAN SIGNAL HEAD
- VIDEO DETECTION CAMERA
- PTZ CAMERA
- LUMINAIRE
- TELEPHONE DROP
- MICROWAVE DETECTOR

TEMPORARY CABLE PLAN



TEMPORARY PHASE DESIGNATION DIAGRAM

- LEGEND**
- SINGLE ENTRY PHASE
  - DUAL ENTRY PHASE
  - OVERLAP
  - PEDESTRIAN PHASE
  - \* NUMBER REFERS TO ASSOCIATED PHASE



| TEMPORARY EMERGENCY VEHICLE PREEMPTOR |     |     |
|---------------------------------------|-----|-----|
| EMERGENCY VEHICLE PREEMPTOR           | 3   | 4   |
| MOVEMENT                              | ← → | ↑ ↓ |

| L.C.D.O.T. TRAFFIC SIGNAL INSTALLATION ELECTRICAL SERVICE REQUIREMENTS |          |         |             |      | TOTAL WATTAGE |
|--|----------|---------|-------------|------|---------------|
| TYPE   | NO LAMPS | WATTAGE | % OPERATION |      |               |
| SIGNAL (RED)   | 12       | 135     | 10          | 0.50 | 810.0         |
| SIGNAL (YELLOW)  | 12       | 135     | 19          | 0.10 | 162.0         |
| SIGNAL (GREEN)   | 12       | 135     | 11          | 0.40 | 648.0         |
| ARROW  | 4        | 135     | 9           | 0.10 | 54.0          |
| PED.SIGNAL   | 8        | 90      | 9           | 1.00 | 720.0         |
| CONTROLLER   | 1        | -       | 100         | 1.00 | 100.0         |
| LUMINAIRE  | -        | 250     | -           | 0.50 | -             |
| L.E.D. ST. NAME SIGN   | -        | 64      | -           | 0.50 | -             |
| VIDEO SYSTEM   | -        | 150     | -           | 1.00 | -             |
| BATTERY BACKUP   | -        | 25      | -           | 1.00 | -             |
| TOTAL =  |          |         |             |      | 2494.0        |

ENERGY COSTS - BILLED TO: CITY OF WAUKEGAN  
 (ADDRESS) 100 N. M.L.K. JR. AVENUE  
 (ADDRESS) WAUKEGAN, IL

ENERGY SUPPLY - CONTACT: MS. ALICE TAYLOR  
 PHONE: (847) 816-5323  
 COMPANY: COMED - LIBERTYVILLE

PLANS PREPARED BY:  
**GEWALT HAMILTON ASSOCIATES, INC.**  
 Consulting Engineers & Surveyors  
 850 Forest Edge Drive  
 Vernon Hills, IL 60061  
 (847) 478-9700  
 (847) 478-9700 Fax

| REVISIONS |      |
|-----------|------|
| NAME      | DATE |
|           |      |
|           |      |
|           |      |
|           |      |

LAKE COUNTY DIVISION OF TRANSPORTATION  
**TEMPORARY CABLE PLAN AND TEMPORARY PHASE DESIGNATION DIAGRAM**  
**WASHINGTON STREET AND WEST STREET**

SCALE: NONE  
 DATE: MAY 1, 2007

DRAWN BY: PJS  
 DESIGNED BY: JRD  
 CHECKED BY: BLS