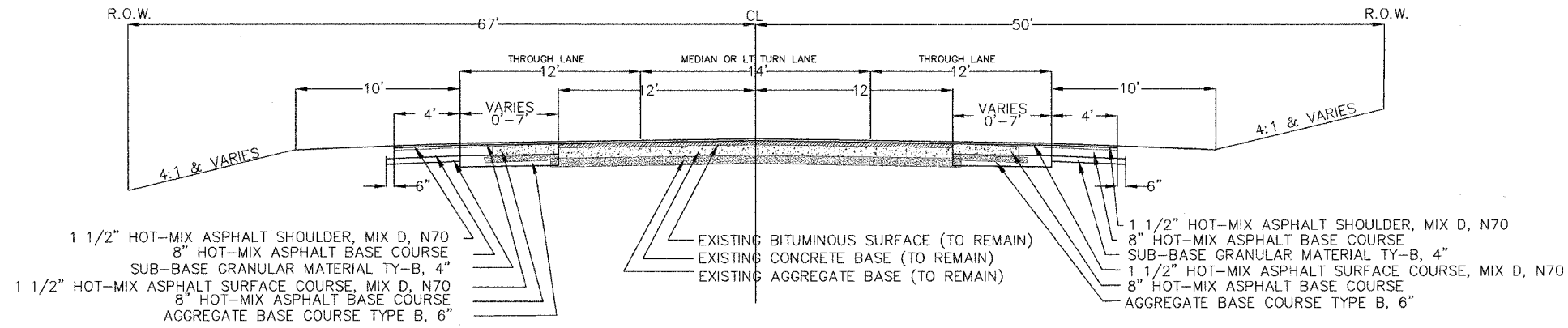




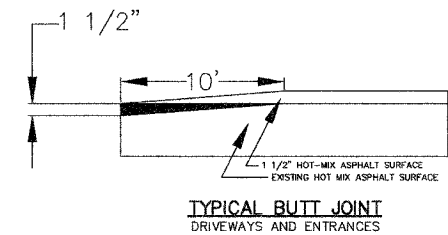
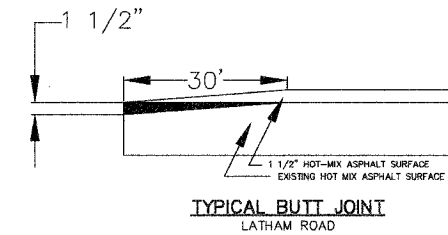
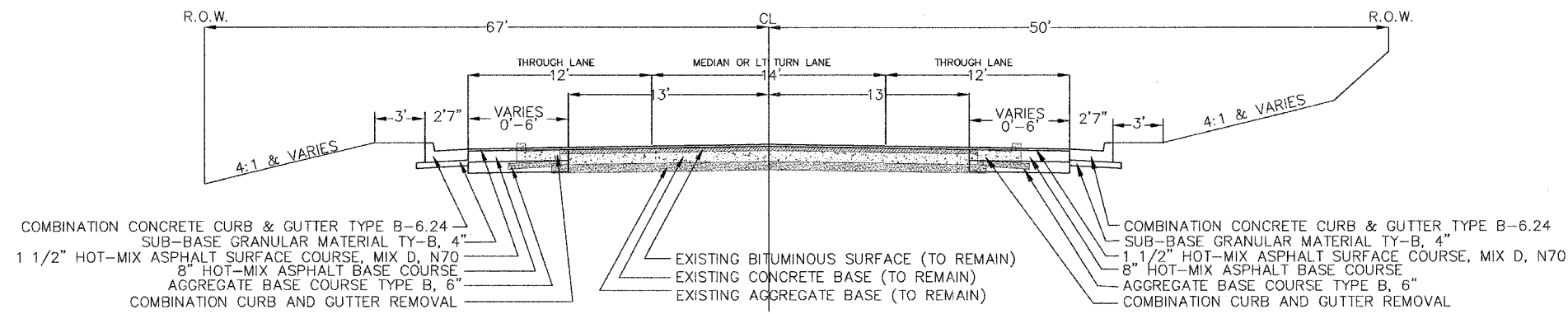
**PROPOSED TYPICAL SECTION**

LATHAM ROAD  
STA. 92+73.51-100+00.00



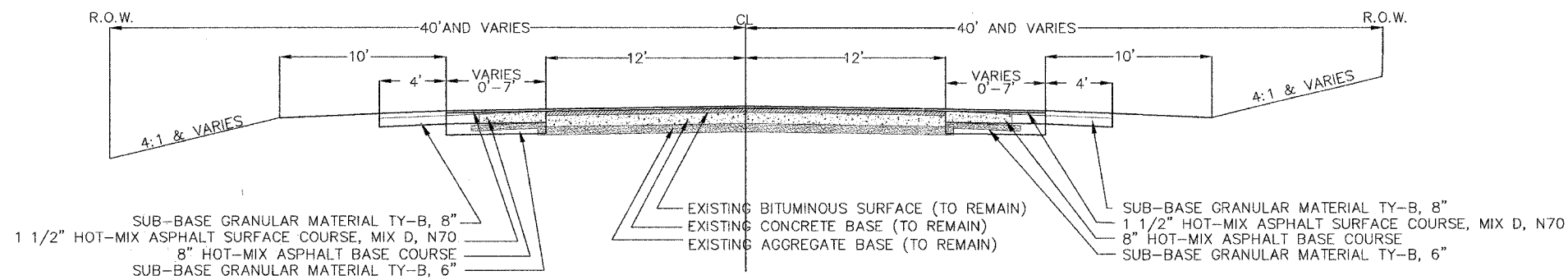
**PROPOSED TYPICAL SECTION**

LATHAM ROAD  
STA. 100+00.00-105+00.00



**PROPOSED TYPICAL SECTION**

OLD RIVER ROAD  
STA. 13+00.00-16+40.50



MIXTURE USE (S):	SURFACE	BINDER
PG:	PG 64-22	PG 64-22
DESIGN AIR VOIDS:	4.0 @ N70	4.0 @ N70
MIXTURE COMPOSITION (GRADATION MIXTURE):	IL 9.5 or 12.5	IL 19.0
FRICTION AGGREGATE:	D	N/A
20 YEAR ESAL:	0.7	0.7
MIX UNIT WEIGHT	112 lbs/cy/ft	

C:\Users\jordan\OneDrive\Documents\Projects\170617\170617.dwg, 9/25/2017 10:08:18 AM, Doc: 105400.dwg, 170617.dwg