

ITEM NO. 2A

INDEX OF SHEETS

SHEET NO.	TITLE
1	COVER SHEET
2	SUMMARY OF QUANTITIES
3	SITE PLAN AND GENERAL NOTES
4	CONSTRUCTION AND SAFETY NOTES AND DETAILS
5	CONSTRUCTION STAGING PLAN
6	LANDSCAPING AND STORM WATER POLLUTION PREVENTION PLAN
7	TYPICAL SECTIONS AND PAVEMENT DETAILS
8	SAWCUTTING AND PAVEMENT REMOVAL PLAN
9	PLAN AND PROFILE RUNWAY 12-30, STA. 199+49.16 THRU STA. 206+50
10	PLAN AND PROFILE RUNWAY 12-30, STA. 206+50 THRU STA. 214+00
11	PLAN AND PROFILE RUNWAY 12-30, STA. 214+00 THRU STA. 221+50
12	PLAN AND PROFILE RUNWAY 12-30, STA. 221+50 THRU STA. 228+43.94
13	PLAN AND PROFILE TAXIWAY D, STA. 500+00 THRU STA. 501+50
14	PLAN AND PROFILE TAXIWAY A, STA. 323+40 THRU STA. 327+12.80
15	PLAN AND PROFILE TAXIWAY E, STA. 800+00 THRU STA. 801+50
16	STAKING PLAN RUNWAY 12-30, STA. 199+83 THRU STA. 203+00
17	STAKING PLAN RUNWAY 12-30, STA. 203+50 THRU STA. 208+50
18	STAKING PLAN RUNWAY 12-30, STA. 209+00 THRU STA. 212+39.52
19	STAKING PLAN RUNWAY 12-30, STA. 219+27.56 THRU STA. 223+50
20	STAKING PLAN RUNWAY 12-30, STA. 224+00 THRU STA. 228+20.31
21	STAKING PLAN TAXIWAY D, STA. 500+36.99 THRU STA. 501+45.01
22	STAKING PLAN TAXIWAY A, STA. 323+42.75 THRU STA. 327+12.75
23	STAKING PLAN TAXIWAY E, STA. 800+38.18 THRU STA. 801+45.04
24	CROSS SECTIONS RUNWAY 12-30, STA. 199+83 THRU STA. 202+00
25	CROSS SECTIONS RUNWAY 12-30, STA. 202+50 THRU STA. 204+50
26	CROSS SECTIONS RUNWAY 12-30, STA. 205+00 THRU STA. 207+50
27	CROSS SECTIONS RUNWAY 12-30, STA. 208+00 THRU STA. 210+50
28	CROSS SECTIONS RUNWAY 12-30, STA. 211+00 THRU STA. 212+39.52
29	CROSS SECTIONS RUNWAY 12-30, STA. 219+27.56 THRU STA. 222+00
30	CROSS SECTIONS RUNWAY 12-30, STA. 222+50 THRU STA. 225+00
31	CROSS SECTIONS RUNWAY 12-30, STA. 225+50 THRU STA. 228+20.31
32	CROSS SECTIONS TAXIWAY D, STA. 500+36.99 THRU STA. 501+45.01
33	CROSS SECTIONS TAXIWAY A, STA. 323+42.75 THRU STA. 325+25.18
34	CROSS SECTIONS TAXIWAY A, STA. 600+36.78 THRU STA. 601+49.85
35	CROSS SECTIONS TAXIWAY E, STA. 800+38.18 THRU STA. 801+45.04
36	LIGHT ADJUSTMENT AND MARKING PLAN AND LIGHT ADJUSTMENT DETAILS RUNWAY 12-30 STA. 199+49.16 THRU STA. 209+50
37	LIGHT ADJUSTMENT AND MARKING PLAN RUNWAY 12-30 STA. 209+50 THRU STA. 220+50
38	LIGHT ADJUSTMENT AND MARKING PLAN AND MARKING DETAILS RUNWAY 12-30 STA. 220+50 THRU STA. 228+43.94

IDA LETTING DATE: AUGUST 3, 2007

CONTRACT NO. D1023  
TOTAL SHEETS = 38

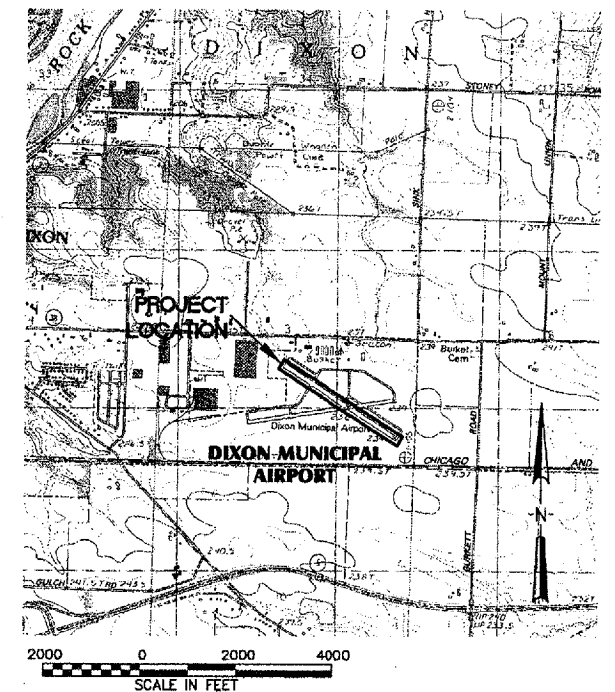
CONSTRUCTION PLANS

REPAIR AND OVERLAY PORTIONS OF  
RUNWAY 12-30

DIXON MUNICIPAL AIRPORT (C73)  
CHARLES R. WALGREEN FIELD  
CITY OF DIXON, LEE COUNTY, ILLINOIS


AIP PROJECT NO. 3-17-0036-B10  
IDA PROJECT NO. C73-3686

VICINITY MAP



SHEET NO. 1 OF 38

*Lindsay D. Hausman*  
Exp. 11/30/07



Date of Plans

APRIL 20, 2007



HANSON PROFESSIONAL SERVICES INC.  
815 Commerce Drive, Suite 200  
Oak Brook, Illinois 60523  
Telephone: 630.990.3800  
Fax: 630.990.3801



CITY OF DIXON, ILLINOIS  
P.O. Box 386  
Dixon, Illinois 61021  
Telephone: 815.288.1485

NOTICE TO CONTRACTORS AND BIDDERS

THESE CONSTRUCTION PLANS RELY UPON THE SPECIAL PROVISIONS AND THE SPECIFICATIONS TO PROVIDE FOR A COMPLETE DESCRIPTION OF THE WORK AND CONSTRUCTION REQUIREMENTS. THE PLANS SHALL ONLY BE USED IN COMBINATION WITH ALL CONTRACT DOCUMENTS.

No.	Issue/Description	Sheets Changed	Date	By

C:\TEMP\ACR\1514\_10228\101-COVER.DWG MAY 11, 2007 10:06AM LDH



HANSON PROFESSIONAL SERVICES INC.

815 Commerce Drive Suite 200  
Oak Brook, Illinois 60523  
Telephone: 630.990.3800  
Fax: 630.990.3801



CITY OF DIXON, ILLINOIS

Post Office Box 386  
Dixon, Illinois 61021  
Telephone: 815.288.1485

DIXON MUNICIPAL AIRPORT  
CHARLES R. WALGREEN FIELD

REPAIR AND OVERLAY  
PORTIONS OF RUNWAY 12-30

AIP PROJECT NO. 3-17-0036-B10  
IDA PROJECT NO. C73-3686

SUMMARY OF QUANTITIES

Number	Description	Unit	Quantity	
			As Bid	Record Paid
AR125941	Adjust Stake Mounted Light	Each	50.00	
AR125942	Adjust Base Mounted Light	Each	4.00	
AR150510	Engineer's Field Office	Lump Sum	1.00	
AR150540	Haul Route	Lump Sum	1.00	
AR156520	Inlet Protection	Each	11.00	
AR201620	Bituminous Base Course, Leveling	Ton	2,950.00	
AR401610	Bituminous Surface Course	Ton	1,780.00	
AR401650	Bituminous Pavement Milling	Square Yard	2,550.00	
AR401660	Saw & Seal Bit. Joints	Linear Foot	418.00	
AR401665	Bituminous Pavement Sawing	Linear Foot	588.00	
AR401900	Remove Bituminous Pavement	Square Yard	166.00	
AR401910	Remove & Replace Bit. Pavement	Square Yard	50.00	
AR602510	Bituminous Prime Coat	Gallon	15.00	
AR603510	Bituminous Tack Coat	Gallon	6,180.00	
AR620520	Pavement Marking - Waterborne	Square Foot	7,240.00	
AR620525	Pavement Marking - Black Border	Square Foot	590.00	
AR800943	Relocate Retroreflective Marker	Each	2.00	
AR800972	Bituminous Sand Mix - 2"	Square Yard	1,930.00	
AR800973	Crack Control Material	Linear Foot	4,120.00	
AR901510	Seeding	Acre	4.60	
AR905520	Topsoiling (From Off Site)	Cubic Yard	2,475.00	
AR908510	Mulching	Acre	4.60	

P:\06\2005\00943\0688013\DRAWINGS\SHEETS\02-QUANTITIES.DWG MAY 11, 2007 2:07PM LDH

No.	Drawing Issue	Description	Date	By

Date  
APRIL 20, 2007

Sheet Title

SUMMARY OF QUANTITIES

843--0688013

Project Number \_\_\_\_\_

LDH 12/06/06  
Layout By Date

LDH 12/06/06  
Designed By Date

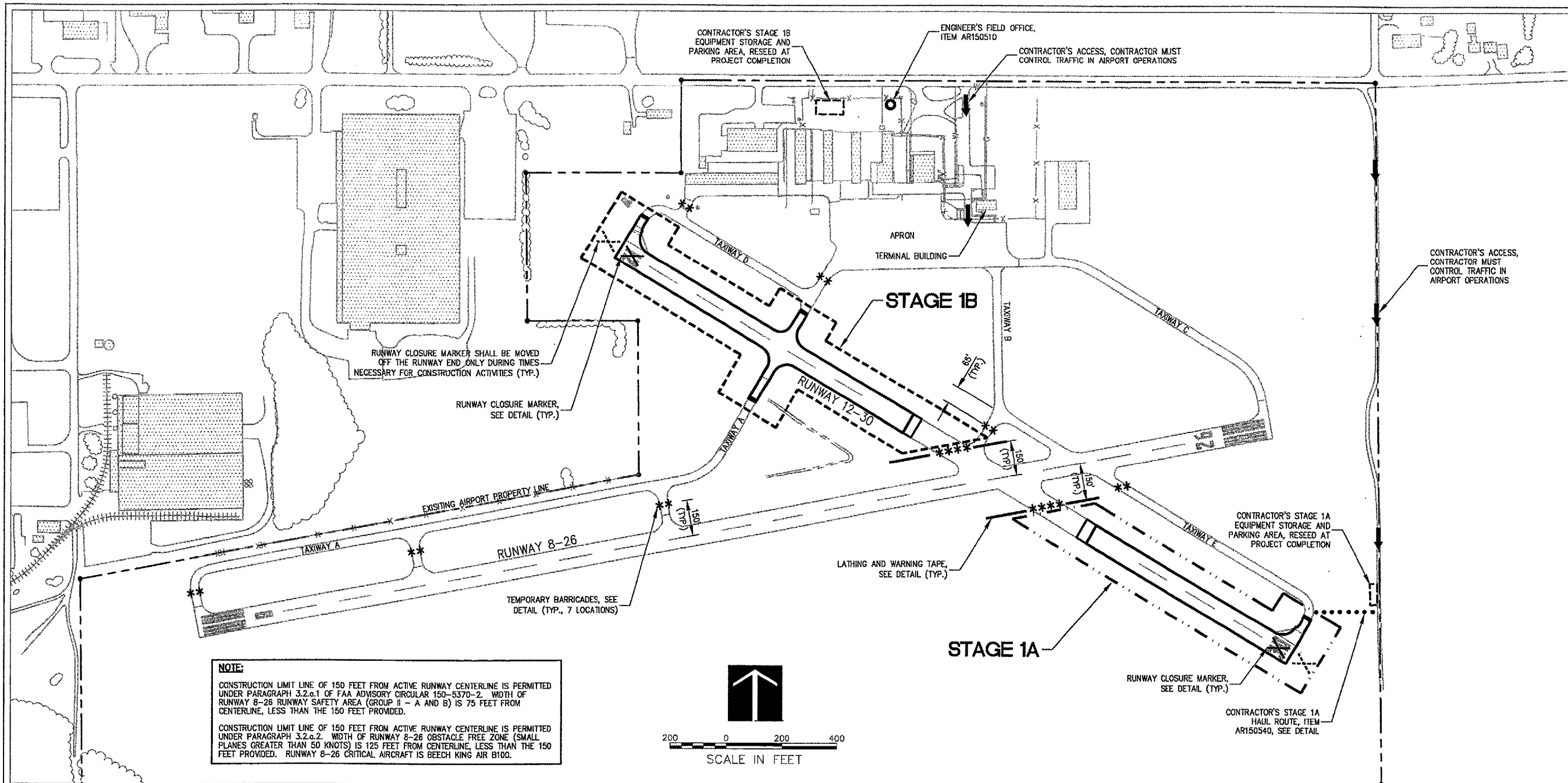
RMH 04/20/07  
Reviewed By Date

LDH \_\_\_\_\_  
Drawn By \_\_\_\_\_

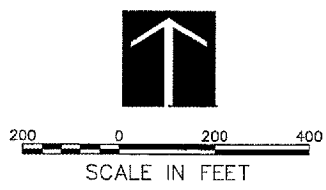
Sheet No. \_\_\_\_\_







**NOTE:**  
 CONSTRUCTION LIMIT LINE OF 150 FEET FROM ACTIVE RUNWAY CENTERLINE IS PERMITTED UNDER PARAGRAPH 3.2.a.1 OF FAA ADVISORY CIRCULAR 150-5370-2. WIDTH OF RUNWAY 8-26 RUNWAY SAFETY AREA (GROUP II - A AND B) IS 75 FEET FROM CENTERLINE, LESS THAN THE 150 FEET PROVIDED.  
 CONSTRUCTION LIMIT LINE OF 150 FEET FROM ACTIVE RUNWAY CENTERLINE IS PERMITTED UNDER PARAGRAPH 3.2.a.2. WIDTH OF RUNWAY 8-26 OBSTACLE FREE ZONE (SMALL PLANES GREATER THAN 50 KNOTS) IS 125 FEET FROM CENTERLINE, LESS THAN THE 150 FEET PROVIDED. RUNWAY 8-26 CRITICAL AIRCRAFT IS BEECH KING AIR B100.



### RUNWAY STAGES 1A AND 1B

**NOTES:**

- ALL CONTRACTOR'S ACTIVITIES SHALL TAKE PLACE WITHIN STAGE 1A AND 1B LIMITS AS INDICATED ON THE PLAN.
- ALL CONSTRUCTION EQUIPMENT WILL BE LIMITED TO A HEIGHT OF 25 FEET UNLESS PRIOR APPROVAL GIVEN BY THE ENGINEER.
- CONTRACTORS EQUIPMENT MAY NOT DISRUPT FLIGHT OPERATIONS ON RUNWAY 8-26 DURING STAGE 1.
- SEE CONSTRUCTION AND SAFETY NOTES, SHEET 4.

**THE FOLLOWING ITEMS ARE TO BE COMPLETED IN STAGE 1:**


- PLACE LATHING AND WARNING TAPE AND BARRICADES AS SHOWN.
- INSTALL TEMPORARY SOIL EROSION CONTROL MEASURES AS REQUIRED.
- COMPLETE PARTIAL DEPTH PATCHES.
- OVERLAY PAVEMENTS.
- FILL SHOULDERS ALONG PAVEMENT EDGES.
- ADJUST EDGE LIGHTS AND GUIDANCE SIGNS.
- PLACE TOPSOIL, SEEDING/SODDING AND MULCHING.
- COMPLETE ALL PAVEMENT MARKINGS.
- REMOVE ANY REMAINING DEBRIS AND SWEEP PAVEMENTS.
- REMOVE BARRICADES AND LATHING AND WARNING TAPE.
- REMOVE RUNWAY CLOSURE MARKERS AND TURN OVER TO THE AIRPORT MANAGER.

D1023



HANSON PROFESSIONAL SERVICES INC.

815 Commerce Drive Suite 200  
 Oak Brook, Illinois 60523  
 Telephone: 630.990.3800  
 Fax: 630.990.3801



CITY OF DIXON, ILLINOIS

Post Office Box 386  
 Dixon, Illinois 61021  
 Telephone: 815.268.1485

DIXON MUNICIPAL AIRPORT  
 CHARLES R. WALGREEN FIELD

REPAIR AND OVERLAY  
 PORTIONS OF RUNWAY 12-30

AIP PROJECT NO. 3-17-0036-B10  
 IDA PROJECT NO. C73-3686

No.	Drawing Issue Description	Date	By

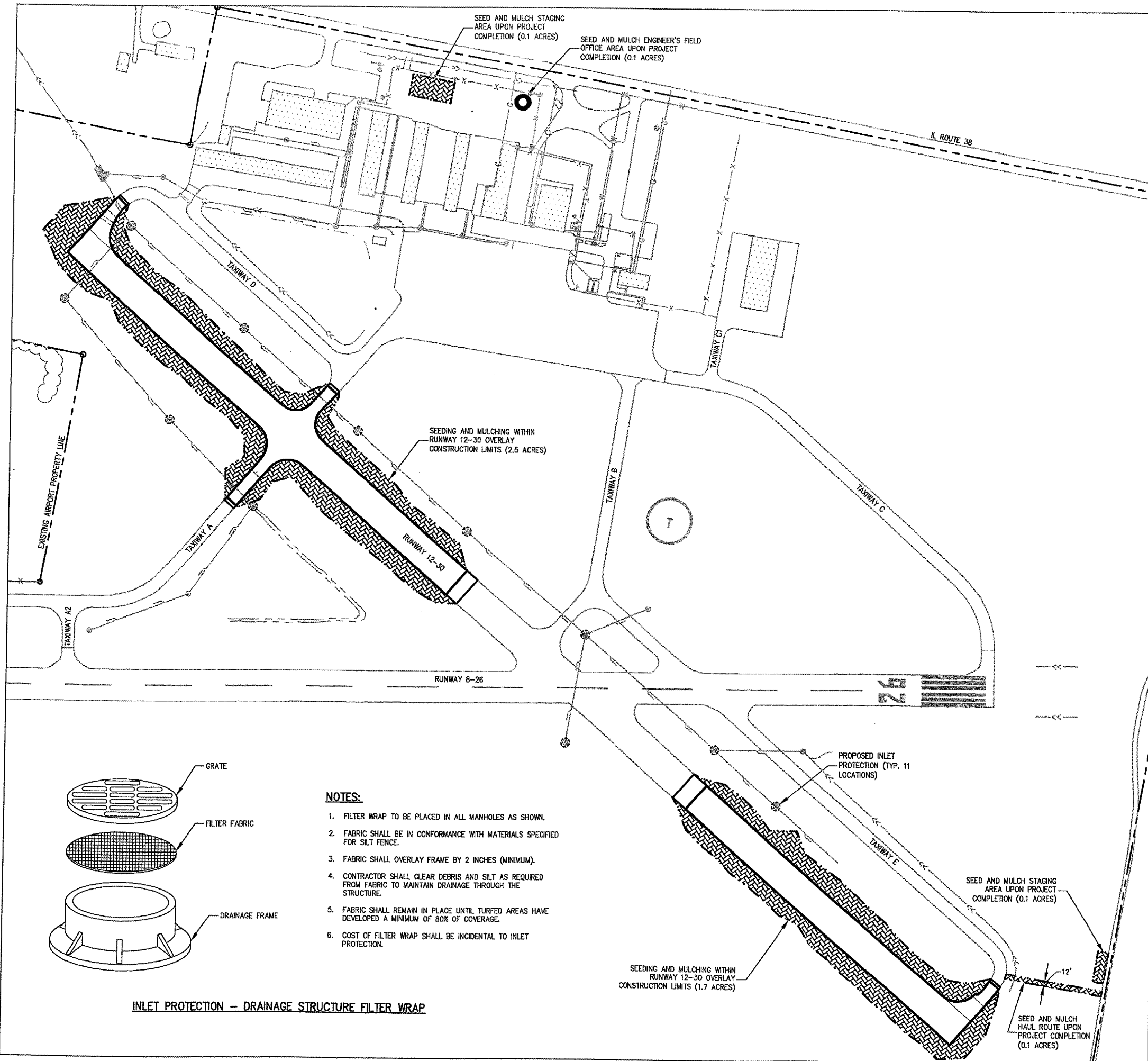
Date  
 APRIL 20, 2007  
 Sheet Title

**CONSTRUCTION STAGING PLAN**

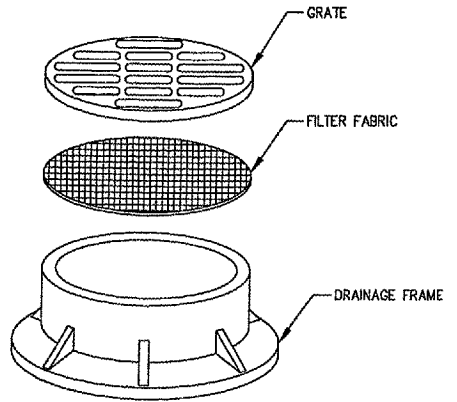
843-06B8013  
 Project Number  
 LDH 11/14/06  
 Layout By Date  
 LDH 11/14/06  
 Designed By Date  
 RMH 04/20/07  
 Reviewed By Date  
 LDH  
 Drawn By

F:\06.085\00843\06B8013\06B8013\05-STAGING PLANS\05-STAGING PLANS MAY 11, 2007 2:08PM LCH





P:\08\2005\0284-1\0888013\0888013.DWG (MUNICIPAL AIRPORT) SHEETS 08-LANDSCAPING SWPP PLAN/ISSUE MAY 11, 2007 10:06AM LDH



**INLET PROTECTION - DRAINAGE STRUCTURE FILTER WRAP**

**NOTES:**

1. FILTER WRAP TO BE PLACED IN ALL MANHOLES AS SHOWN.
2. FABRIC SHALL BE IN CONFORMANCE WITH MATERIALS SPECIFIED FOR SILT FENCE.
3. FABRIC SHALL OVERLAY FRAME BY 2 INCHES (MINIMUM).
4. CONTRACTOR SHALL CLEAR DEBRIS AND SILT AS REQUIRED FROM FABRIC TO MAINTAIN DRAINAGE THROUGH THE STRUCTURE.
5. FABRIC SHALL REMAIN IN PLACE UNTIL TURFED AREAS HAVE DEVELOPED A MINIMUM OF 80% OF COVERAGE.
6. COST OF FILTER WRAP SHALL BE INCIDENTAL TO INLET PROTECTION.

**STORM WATER POLLUTION PREVENTION NOTES**

**GENERAL**  
 THE CONTRACTOR SHALL IMPLEMENT ALL PROVISIONS OF THE CONTRACT DOCUMENTS TO ASSURE THAT STORM WATER POLLUTION PREVENTION ITEMS ARE CONSTRUCTED AND MAINTAINED IN A TIMELY MANNER. SEDIMENTATION MUST NOT BE TRANSPORTED OFF THE CONSTRUCTION SITE. PERMANENT DRAINAGE FEATURES AND VEGETATIVE MEASURES SHALL BE PROVIDED AS SOON AS POSSIBLE.

THE MAINTENANCE OF ALL STORM WATER POLLUTION PREVENTION MEASURES IS INCIDENTAL TO THE ASSOCIATED ITEM.

**POLLUTION PREVENTION MEASURES**  
 THE CONTRACTOR SHALL BE REQUIRED TO IMPLEMENT AND MAINTAIN STORM WATER POLLUTION PREVENTION PRACTICES AND MEASURES PRIOR TO THE STRIPPING OF EXISTING VEGETATION WHERE EVER POSSIBLE AND AS SOON AS CONSTRUCTION PERMITS IN OTHER AREAS. POLLUTION CONTROL MEASURES SHALL BE IN ACCORDANCE WITH THE CONTRACT DOCUMENTS, INCLUDING THESE CONSTRUCTION PLANS, AND WITH STANDARDS AND SPECIFICATIONS FOR SOIL EROSION AND SEDIMENT CONTROL, ILLINOIS ENVIRONMENTAL PROTECTION AGENCY, CURRENT ISSUE. THE CONTRACTOR SHALL ADJUST HIS OPERATIONS AND IMPLEMENT POLLUTION CONTROL MEASURES SO THAT NO RUNOFF FROM STRIPPED AREAS WILL LEAVE THE CONSTRUCTION SITE OTHER THAN THROUGH SEDIMENT TRAPS OR OTHER SUITABLE CONTROL MEASURES.

POLLUTION CONTROL ITEMS SHALL BE PROVIDED AS NOTED ON THE STORM WATER POLLUTION PREVENTION PLAN AND IN THE STORM WATER POLLUTION PREVENTION DETAILS AND AS DIRECTED BY THE ENGINEER. THE LIMITS OF SUCH MEASURES SHALL BE STAKED BY THE CONTRACTOR PRIOR TO THE COMMENCEMENT OF CONSTRUCTION. SUCH LIMITS MAY BE ADJUSTED BY THE ENGINEER TO ACCOUNT FOR ACTUAL SITE CONDITIONS EXPERIENCED DURING CONSTRUCTION. ADDITIONAL COMPENSATION FOR MEASURES EXCEEDING THE PLAN QUANTITIES WILL BE PAID FOR AT THE CONTRACT UNIT PRICE FOR EACH ITEM.

THE CONTRACTOR IS TO MAINTAIN AND ADJUST, REPAIR OR REPLACE ALL POLLUTION PREVENTION MEASURES AS REQUIRED OR AS DIRECTED BY THE ENGINEER UNTIL PERMANENT VEGETATION HAS BEEN ESTABLISHED. MAINTENANCE OF POLLUTION CONTROL MEASURES IS TO BE PROVIDED AT NO ADDITIONAL COST TO THE CONTRACT.

ADDITIONAL STORMWATER POLLUTION PREVENTION MEASURES ARE EXISTING ON SITE LOCATED AT DRAINAGE FACILITIES AND ALONG THE PROPERTY LINE.

**LEGEND**

- PROPOSED SEEDING AND MULCHING (4.6 ACRES)
- LIMITS OF SEEDING AND MULCHING
- PROPOSED INLET PROTECTION (11 EACH)

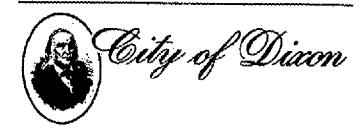
**LANDSCAPING NOTES:**

1. OUTER LIMITS OF SEEDING AND MULCHING TO FOLLOW THE LIMITS SHOWN ON THIS SHEET.
2. SEE CROSS SECTIONS AND STAKING PLANS FOR ADDITIONAL CONSTRUCTION LIMITS INFORMATION.
3. SEE STAGING PLAN FOR ADDITIONAL HAUL ROUTE INFORMATION.
4. SEE STAKING PLAN, SHEET 16, FOR BASELINE/ALIGNMENT DATA.

D1023



815 Commerce Drive Suite 200  
 Oak Brook, Illinois 60523  
 Telephone: 630.990.3800  
 Fax: 630.990.3801



**CITY OF DIXON, ILLINOIS**  
 Post Office Box 386  
 Dixon, Illinois 61021  
 Telephone: 815.288.1485

**DIXON MUNICIPAL AIRPORT  
 CHARLES R. WALGREEN FIELD**

**REPAIR AND OVERLAY  
 PORTIONS OF RUNWAY 12-30**

**AIP PROJECT NO. 3-17-0096-B10  
 IDA PROJECT NO. C73-3686**

No.	Drawing Issue Description	Date	By

Date  
 APRIL 20, 2007  
 Sheet Title

**LANDSCAPING AND  
 STORM WATER POLLUTION  
 PREVENTION PLAN**

Project Number		843-06B8013
LDH	Date	09/14/06
LDH	Date	09/14/06
RMH	Date	04/20/07
LDH	Date	---
LDH	Date	---

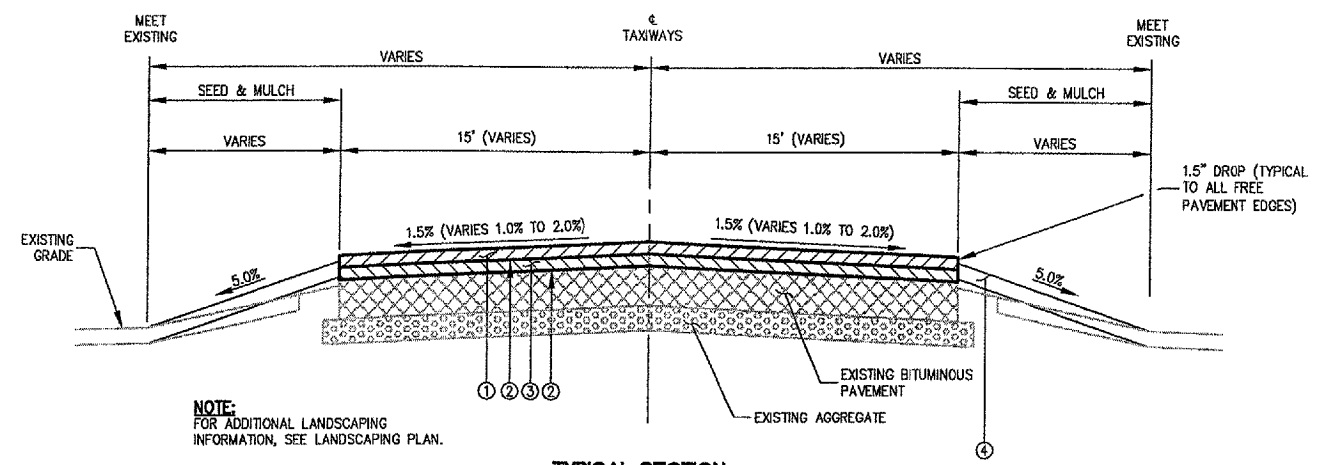


CITY OF DIXON, ILLINOIS  
Post Office Box 386  
Dixon, Illinois 61021  
Telephone: 815.288.1485

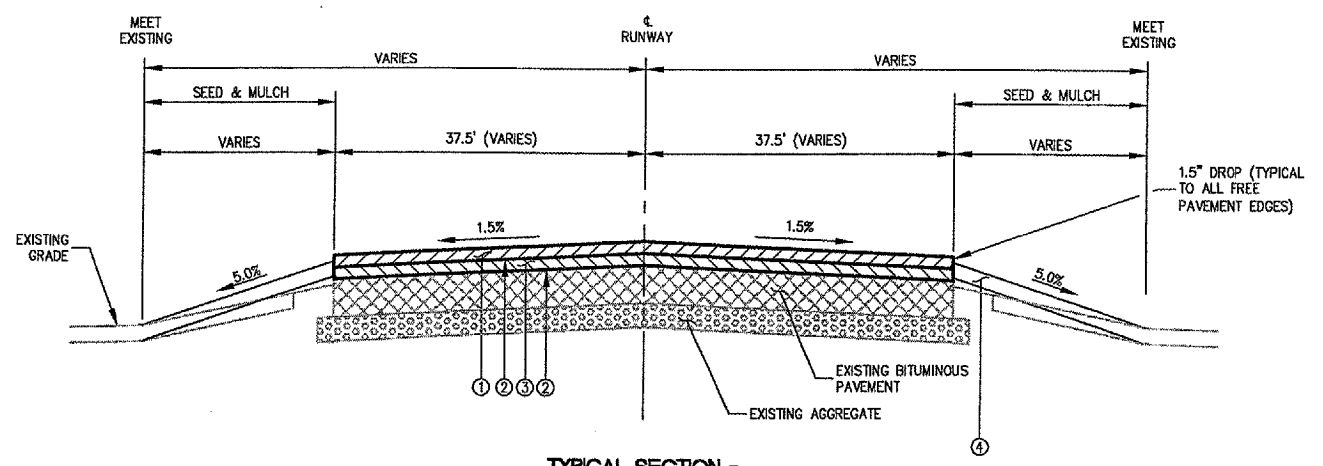
DIXON MUNICIPAL AIRPORT  
CHARLES R. WALGREEN FIELD

REPAIR AND OVERLAY  
PORTIONS OF RUNWAY 12-30

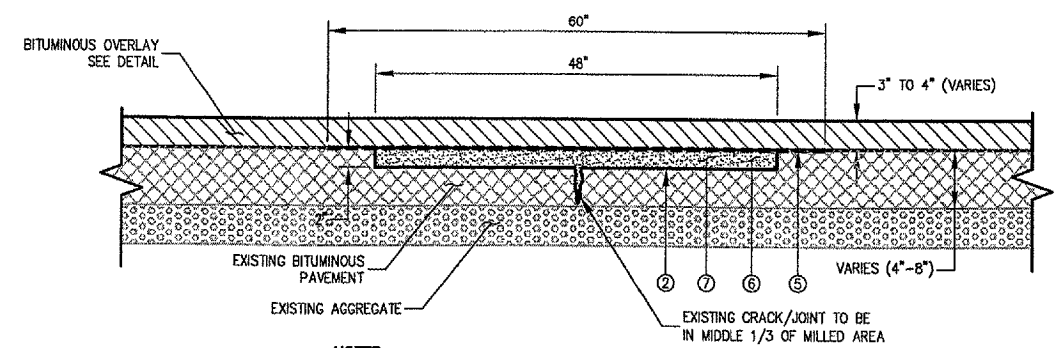
AIP PROJECT NO. 3-17-0036-B10  
IDA PROJECT NO. C73-3686



**TYPICAL SECTION - TAXIWAYS D, A AND E**

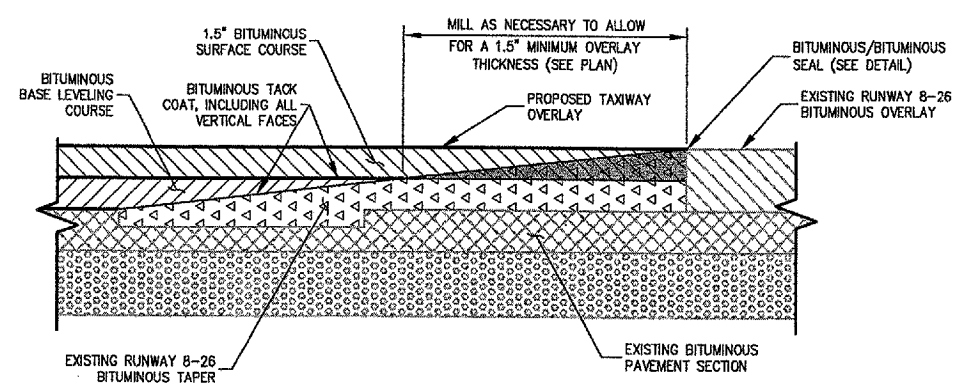


**TYPICAL SECTION - RUNWAY 12-30**



- NOTES:**
1. TACK COAT ALL VERTICAL FACES.
  2. MILLING AND BITUMINOUS SAND MIX QUANTITIES BASED ON 52\"/>

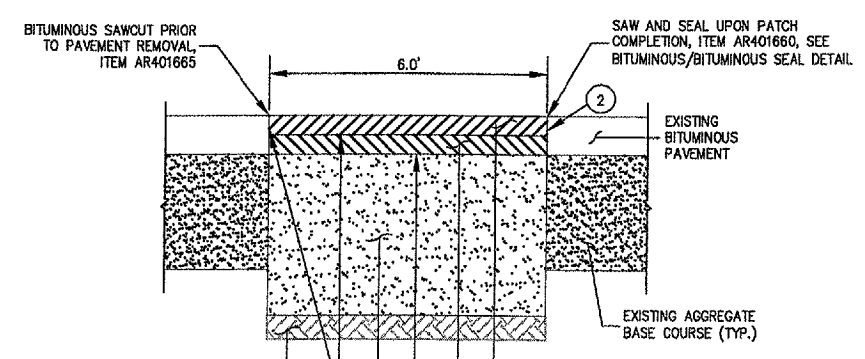
**TYPICAL SECTION - PARTIAL DEPTH BITUMINOUS CRACK REPAIR AND PATCH**



**BITUMINOUS MILLING DETAIL**

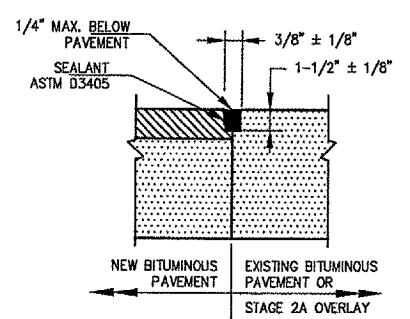
**LEGEND**

① PROPOSED 1 1/2 INCH BITUMINOUS SURFACE COURSE, ITEM AR401610.	⑦ PAVEMENT MILLING, ITEM AR401650.
② PROPOSED BITUMINOUS TACK COAT, ITEM AR603510.	⑧ PROPOSED BITUMINOUS PRIME COAT, ITEM AR602510.
③ PROPOSED BITUMINOUS BASE LEVELING COURSE (DEPTH VARIES APPROXIMATELY 1.5\"/>	



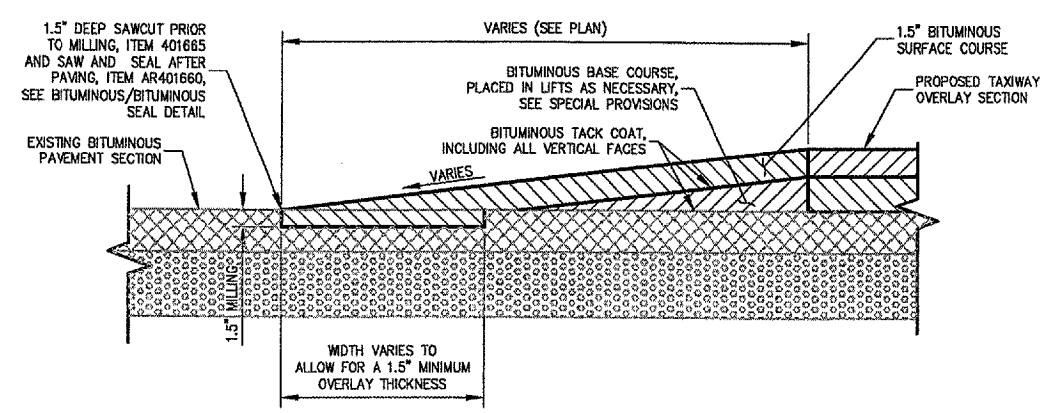
- NOTES:**
1. ALL WORK RELATED TO THE PAVEMENT REMOVAL AND REPLACEMENT IS INCLUDED IN ITEM AR401910 EXCEPT FOR PAVEMENT SAWING.
  3. WIDTH OF PATCH SHALL BE REDUCED BASED ON REQUIRED WIDTH OF PATCH. WIDTH NOT TO EXCEED THAT SHOWN ON THE DETAIL.

**BITUMINOUS PAVEMENT REMOVAL AND REPLACEMENT (ITEM AR401910)**



- NOTE:**  
ALL JOINT SEALING TO BE PAID UNDER SAW AND SEAL BITUMINOUS JOINTS, ITEM AR401660.

**BITUMINOUS/BITUMINOUS SEAL**



**BITUMINOUS TAPER DETAIL**

DETAILS SHOWN ARE NOT TO SCALE

No.	Drawing Issue Description	Date	By

Date  
APRIL 20, 2007  
Sheet Title

**TYPICAL SECTIONS AND PAVEMENT DETAILS**

843-06B8013  
Project Number  
LDH 09/14/06  
Layout By Date  
LDH 09/14/06  
Designed By Date  
RMH 04/20/07  
Reviewed By Date  
LDH  
Drawn By

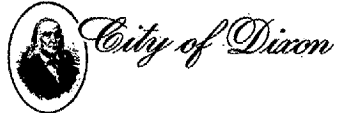
P:\06\005\006\01\06B8013\DRAWINGS\07-TYPICAL SECTIONS.DWG MAY 11, 2007 10:06AM LDH

D1023



HANSON PROFESSIONAL SERVICES INC.

815 Commerce Drive Suite 200  
Oak Brook, Illinois 60523  
Telephone: 630.990.3800  
Fax: 630.990.3801



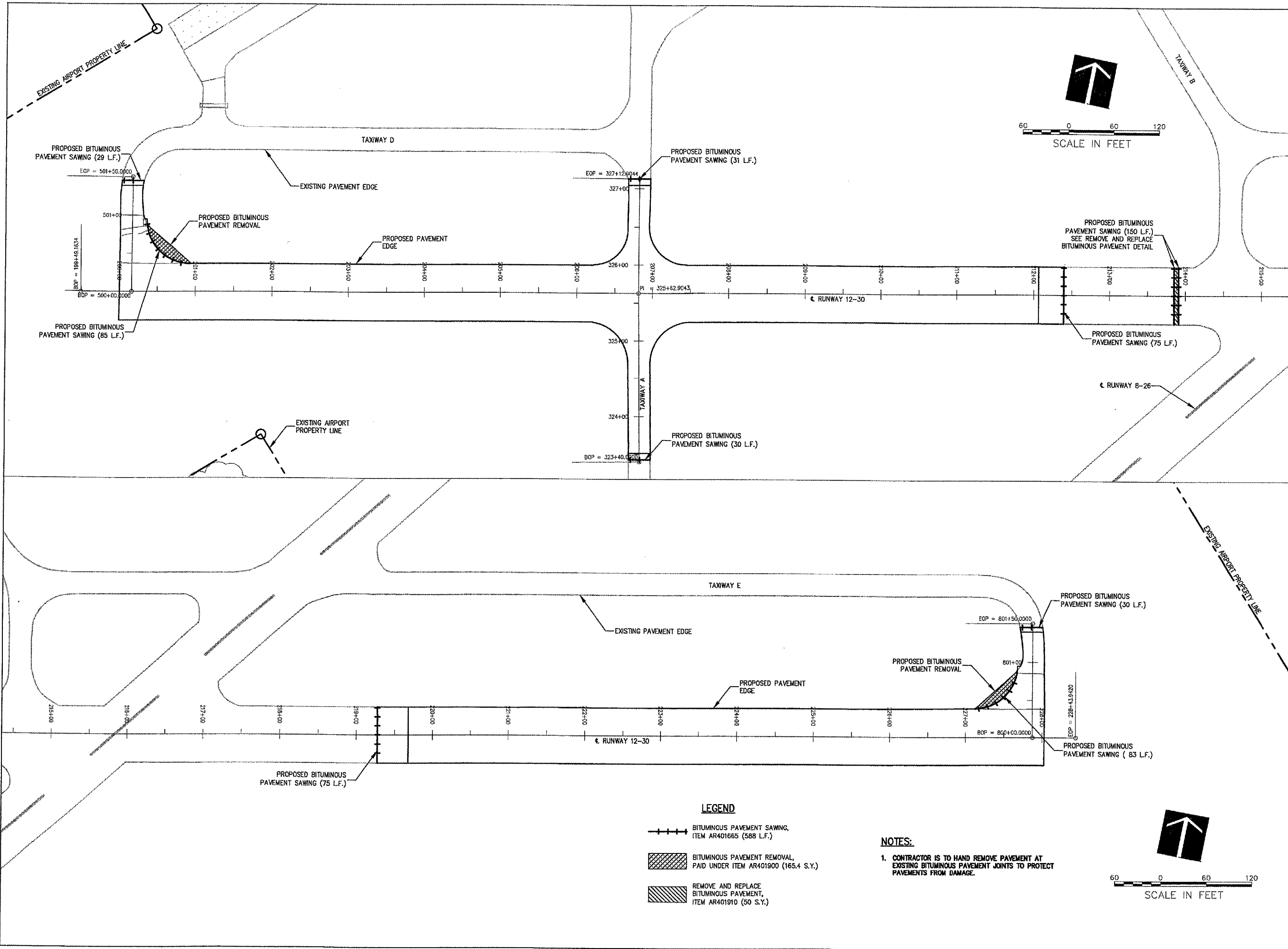
CITY OF DIXON, ILLINOIS

Post Office Box 386  
Dixon, Illinois 61021  
Telephone: 815.288.1485

DIXON MUNICIPAL AIRPORT  
CHARLES R. WALGREEN FIELD

REPAIR AND OVERLAY  
PORTIONS OF RUNWAY 12-30

AIP PROJECT NO. 3-17-0036-B10  
IDA PROJECT NO. C73-3686



SCALE IN FEET



SCALE IN FEET

**LEGEND**

- BITUMINOUS PAVEMENT SAWING,  
ITEM AR401665 (588 L.F.)
- BITUMINOUS PAVEMENT REMOVAL,  
PAID UNDER ITEM AR401800 (165.4 S.Y.)
- REMOVE AND REPLACE  
BITUMINOUS PAVEMENT,  
ITEM AR401910 (50 S.Y.)

**NOTES:**

1. CONTRACTOR IS TO HAND REMOVE PAVEMENT AT EXISTING BITUMINOUS PAVEMENT JOINTS TO PROTECT PAVEMENTS FROM DAMAGE.

No.	Drawing Issue Description	Date	By

Date \_\_\_\_\_  
 APRIL 20, 2007  
 Sheet Title

**SAWCUTTING AND PAVEMENT REMOVAL PLAN**

843-06B8013  
 Project Number  
 LDH 09/18/06  
 Layout By Date  
 LDH 09/18/06  
 Design By Date  
 RMH 04/20/07  
 Reviewed By Date  
 LDH --- --  
 Drawn By \_\_\_\_\_  
 Sheet No. \_\_\_\_\_

I:\06\005\00943\068013\DRAWINGS\SHEETS\06-SAWCUT & PAVT.REMOVAL.DWG 11, 2007 10:06AM LDH

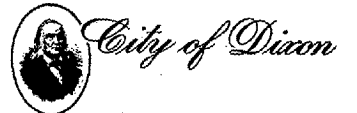






HANSON PROFESSIONAL SERVICES INC.

815 Commerce Drive Suite 200  
Oak Brook, Illinois 60523  
Telephone: 630.990.3800  
Fax: 630.990.3801



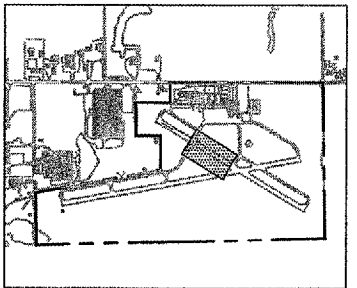
CITY OF DIXON, ILLINOIS

Post Office Box 386  
Dixon, Illinois 61021  
Telephone: 815.288.1485

DIXON MUNICIPAL AIRPORT  
CHARLES R. WALGREEN FIELD

REPAIR AND OVERLAY  
PORTIONS OF RUNWAY 12-30

AIP PROJECT NO. 3-17-0036-B10  
IDA PROJECT NO. C73-3686



No.	Drawing Issue Description	Date	By

Date

APRIL 20, 2007

Sheet Title

**PLAN AND PROFILE  
RUNWAY 12-30  
STA. 206+50 THRU  
STA. 214+00**

843-06B8013

Project Number

LDH 11/03/06

Layout By Date

LDH 11/03/06

Designed By Date

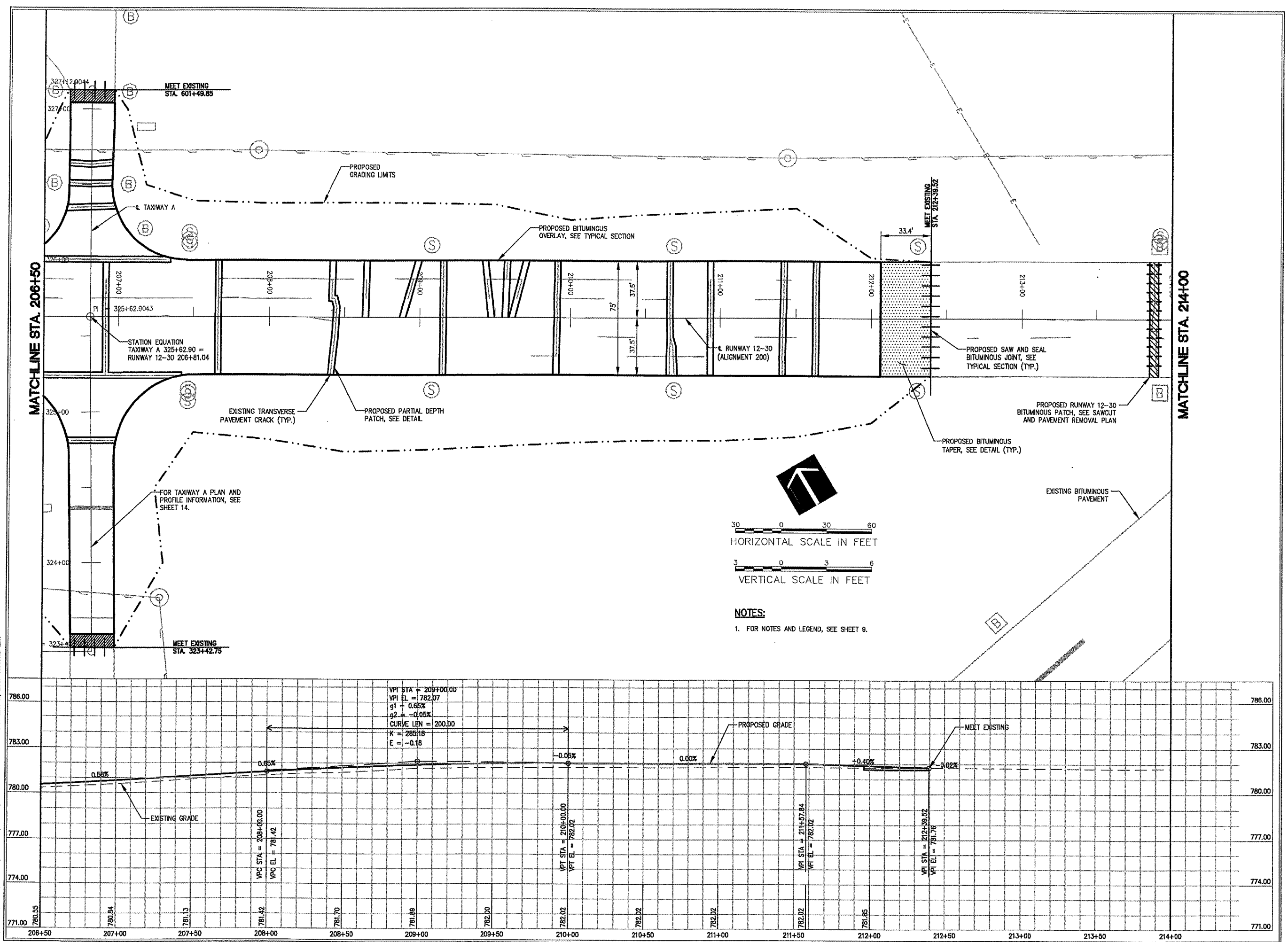
RMH 04/20/07

Reviewed By Date

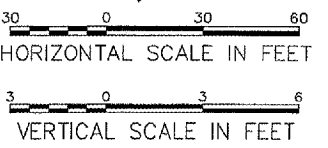
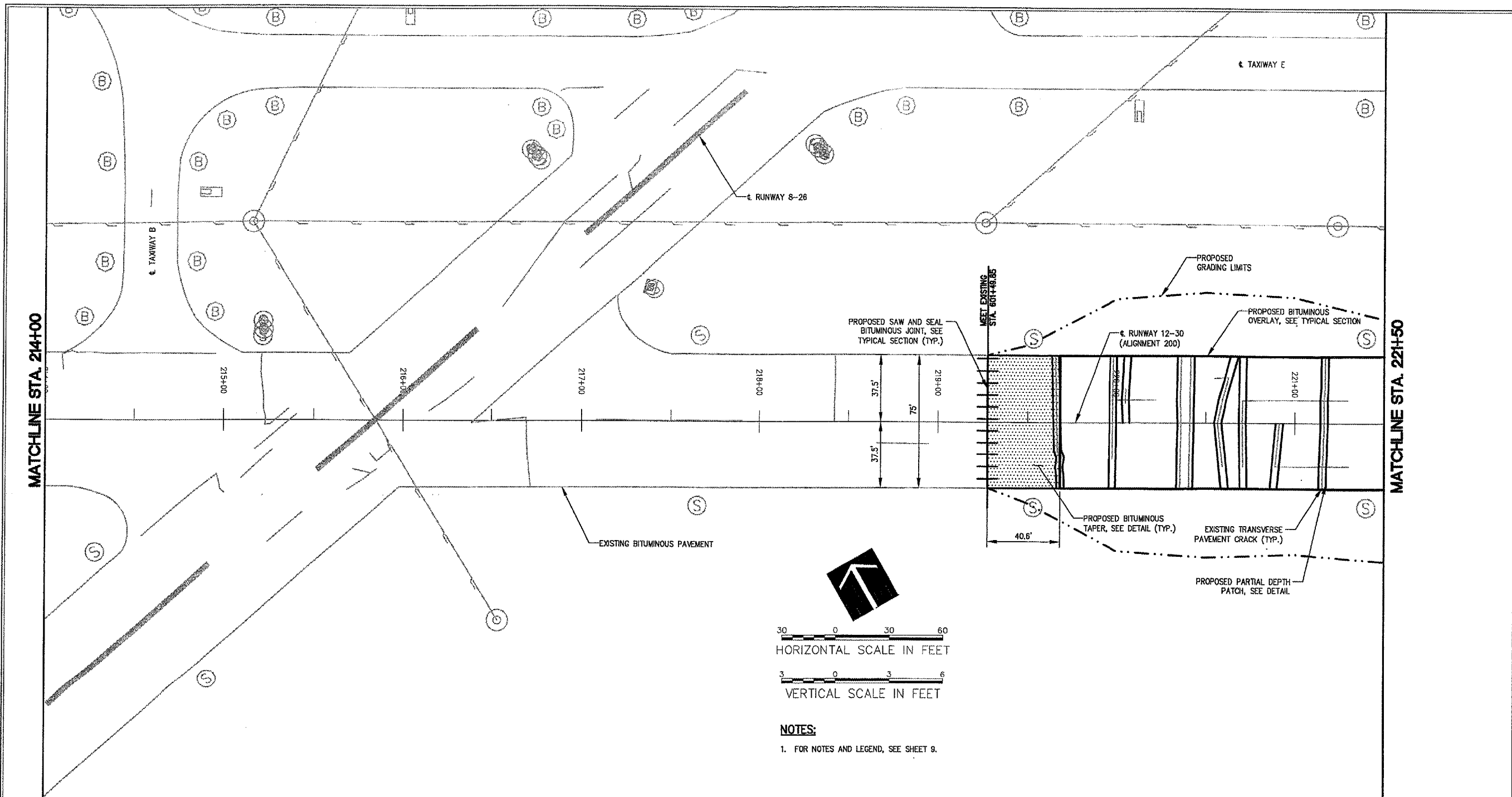
LDH --- ---

Drawn By

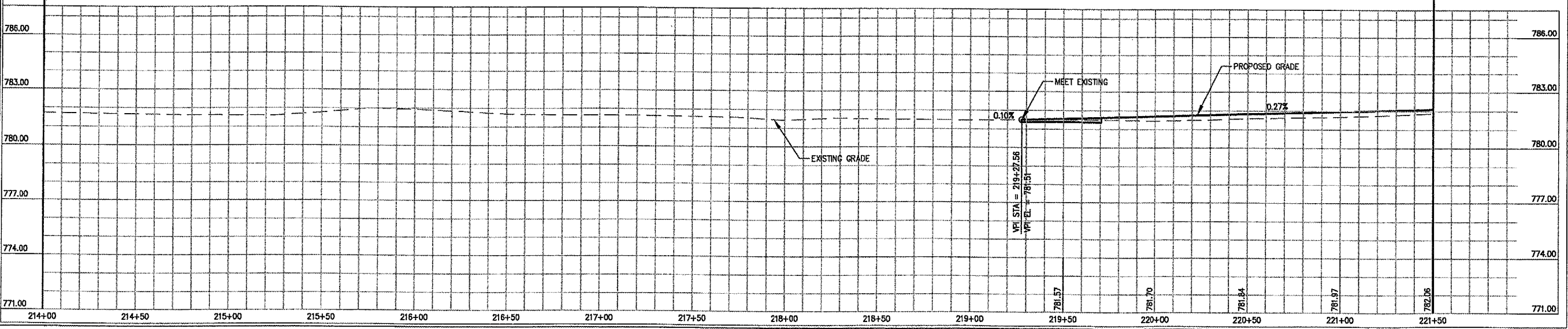
Sheet No.



I:\060805\060805\DRAWINGS\SHEETS\10-PLAN & PROFILE 2007.DWG MAY 11, 2007 10:07AM LDH



**NOTES:**  
 1. FOR NOTES AND LEGEND, SEE SHEET 9.



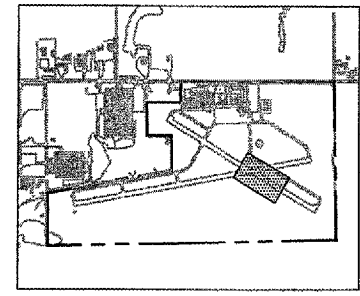
A:\06\0651\06643\066801\LDH\WORKS\SHEETS\17-PLAN & PROFILE 2007.MAY 11, 2007 10:07AM LDH

**D1023**  
**HANSON**  
 HANSON PROFESSIONAL SERVICES INC.  
 815 Commerce Drive Suite 200  
 Oak Brook, Illinois 60523  
 Telephone: 630.990.3800  
 Fax: 630.990.3801



**CITY OF DIXON, ILLINOIS**  
 Post Office Box 386  
 Dixon, Illinois 61021  
 Telephone: 815.288.1485

**DIXON MUNICIPAL AIRPORT**  
**CHARLES R. WALGREEN FIELD**  
 REPAIR AND OVERLAY  
 PORTIONS OF RUNWAY 12-30  
 AIP PROJECT NO. 3-17-0036-B10  
 IDA PROJECT NO. C73-3686



No.	Drawing Issue Description	Date	By

Date  
 APRIL 20, 2007  
 Sheet Title

**PLAN AND PROFILE**  
**RUNWAY 12-30**  
**STA. 214+00 THRU**  
**STA. 221+50**

843-06B8013  
 Project Number  
 LDH 11/06/06  
 Layout By Date  
 LDH 11/06/06  
 Designed By Date  
 RMH 04/20/07  
 Reviewed By Date  
 LDH  
 Drawn By Sheet No.





HANSON PROFESSIONAL SERVICES INC.

815 Commerce Drive Suite 200  
Oak Brook, Illinois 60523  
Telephone: 630.990.3800  
Fax: 630.990.3801



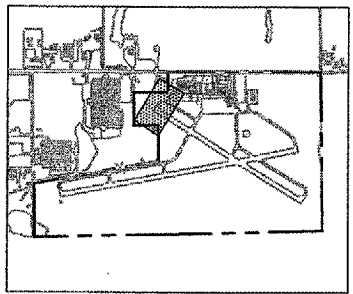
CITY OF DIXON, ILLINOIS

Post Office Box 386  
Dixon, Illinois 61021  
Telephone: 815.288.1485

DIXON MUNICIPAL AIRPORT  
CHARLES R. WALGREEN FIELD

REPAIR AND OVERLAY  
PORTIONS OF RUNWAY 12-30

AIP PROJECT NO. 3-17-0036-B10  
IDA PROJECT NO. C73-3686

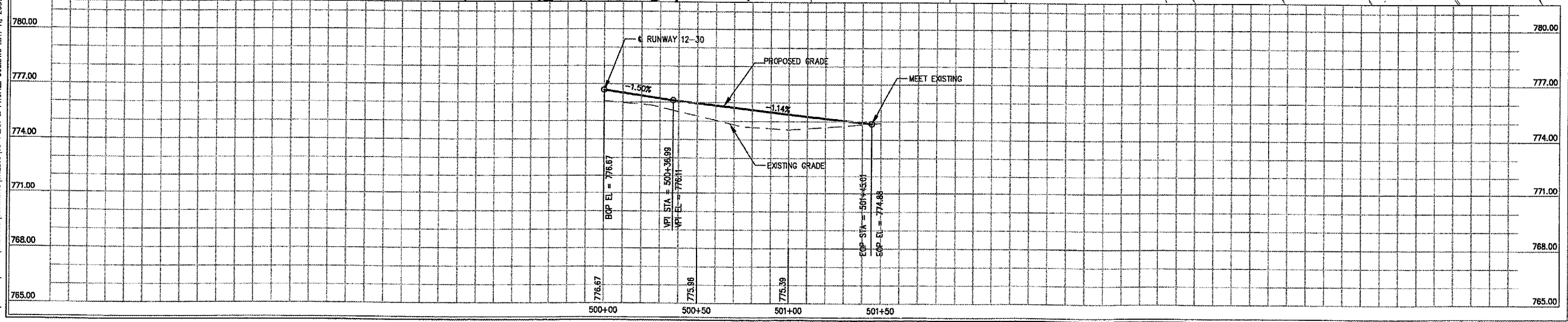
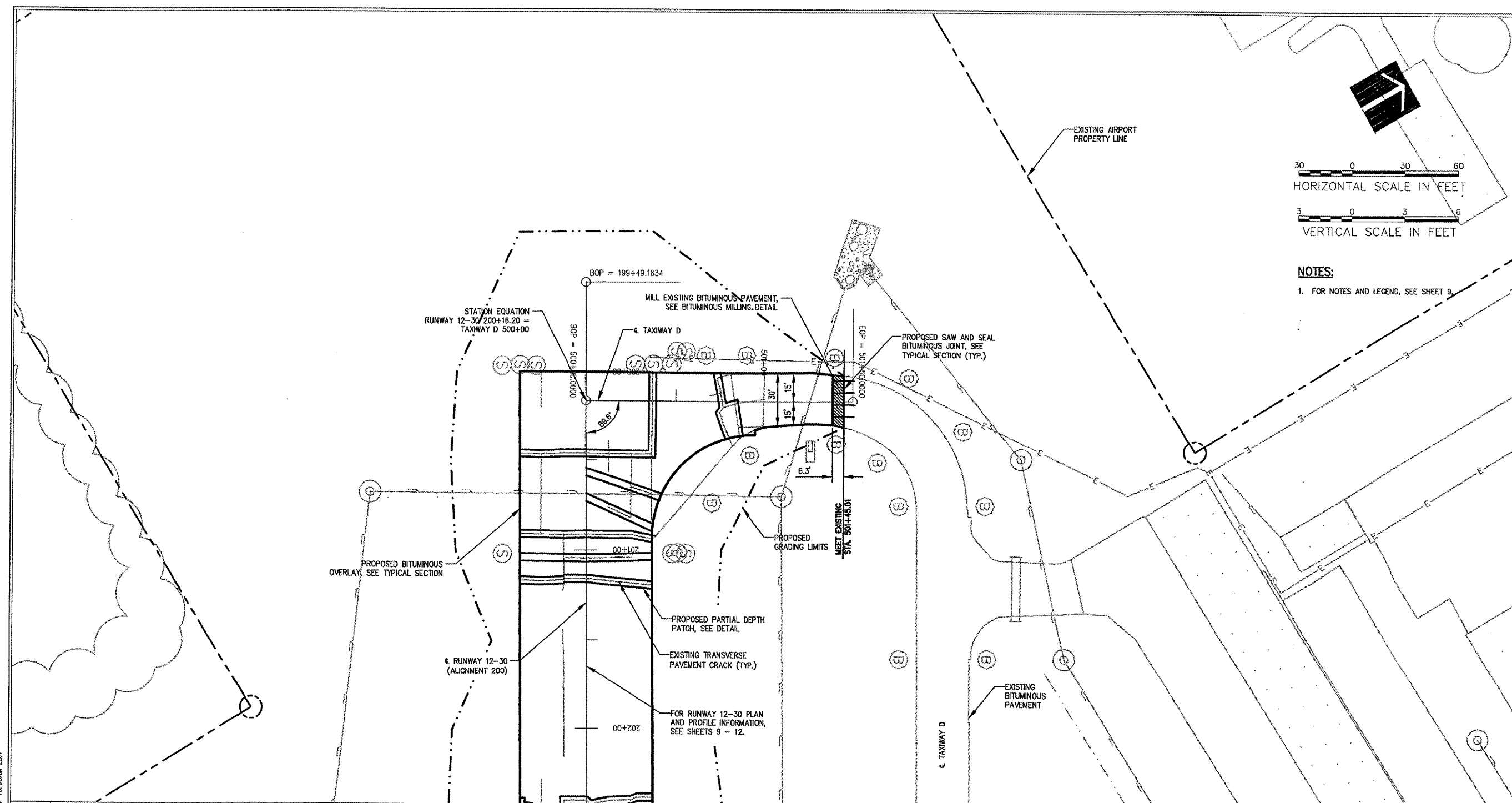


No.	Drawing Issue Description	Date	By

Date  
APRIL 20, 2007  
Sheet Title

PLAN AND PROFILE  
TAXIWAY D  
STA. 500+00 THRU  
STA. 501+50

843-06B8013  
Project Number  
LDH 11/06/06  
Layout By Date  
LDH 11/06/06  
Designed By Date  
RMH 04/20/07  
Reviewed By Date  
LDH  
Drawn By



Z:\06\065\06043\0608013\DRAWINGS\SHEETS\13-PLAN & PROFILE 500.DWG MAY 11, 2007 10:08AM LDH





HANSON PROFESSIONAL SERVICES INC.

815 Commerce Drive Suite 200  
Oak Brook, Illinois 60523  
Telephone: 630.990.3800  
Fax: 630.990.3801



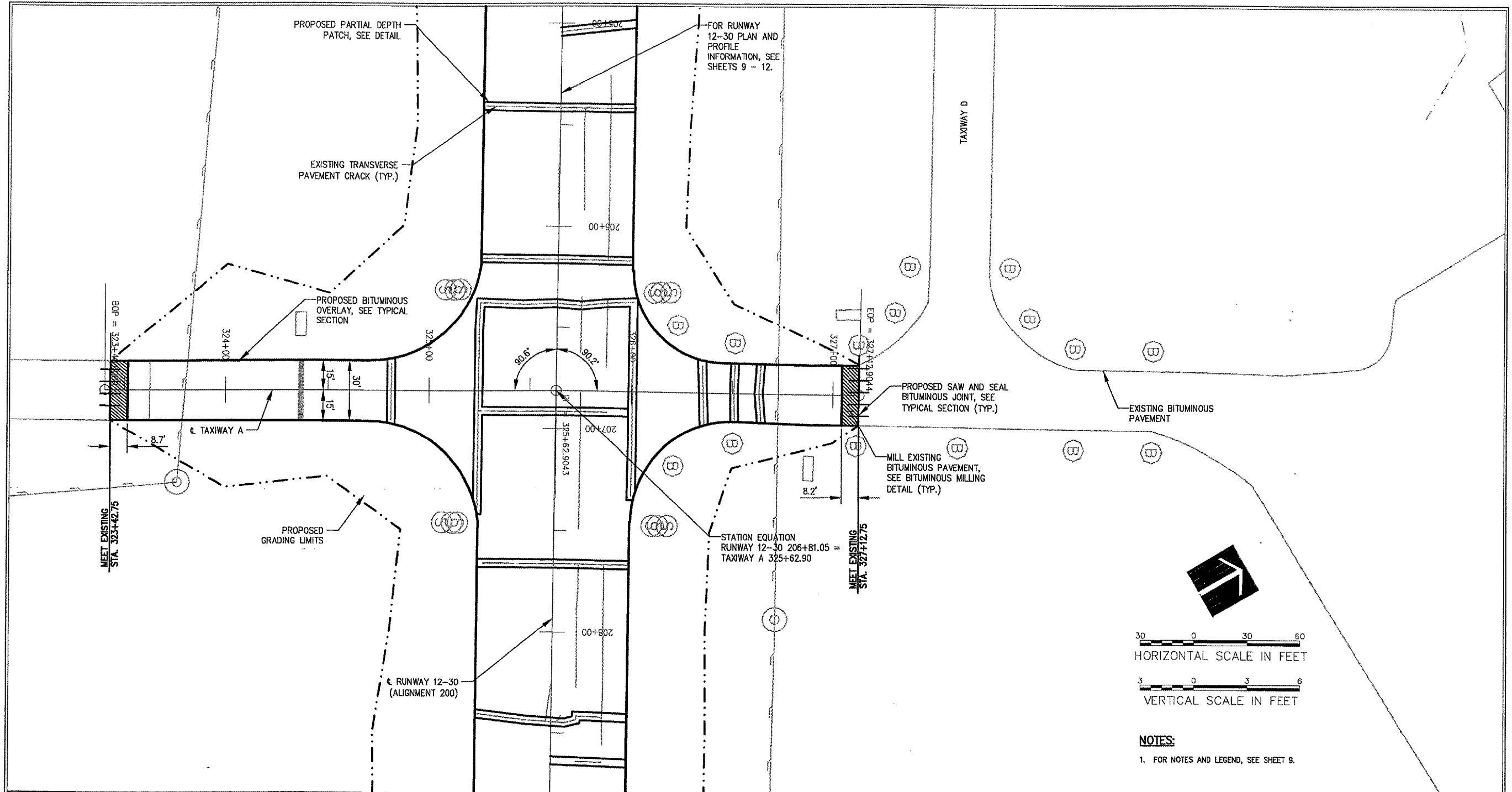
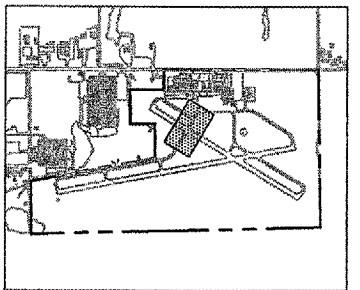
CITY OF DIXON, ILLINOIS

Post Office Box 386  
Dixon, Illinois 61021  
Telephone: 815.288.1485



DIXON MUNICIPAL AIRPORT  
CHARLES R. WALGREEN FIELD

REPAIR AND OVERLAY  
PORTIONS OF RUNWAY 12-30

AIP PROJECT NO. 3-17-0036-B10  
IDA PROJECT NO. C73-3686

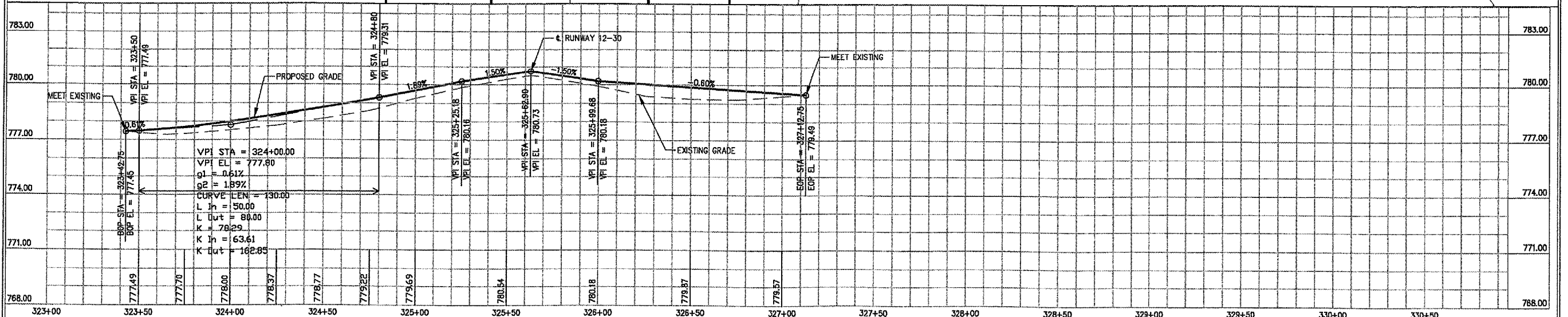


STATION EQUATION  
RUNWAY 12-30 206+81.05 =  
TAXIWAY A 325+62.90



NOTES:

1. FOR NOTES AND LEGEND, SEE SHEET 9.



No.	Drawing Issue Description	Date	By

Date

APRIL 20, 2007

Sheet Title

PLAN AND PROFILE  
TAXIWAY A  
STA. 323+40 THRU  
STA. 327+12.90

843-06B8013
Project Number
LDH 11/09/06
Layout By Date
LDH 11/09/06
Designed By Date
RMH 04/20/07
Reviewed By Date
LDH
Drawn By





HANSON PROFESSIONAL SERVICES INC.

815 Commerce Drive Suite 200  
Oak Brook, Illinois 60523  
Telephone: 630.990.3800  
Fax: 630.990.3801



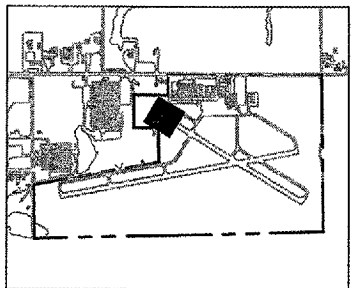
CITY OF DIXON, ILLINOIS

Post Office Box 386  
Dixon, Illinois 61021  
Telephone: 815.288.1485

DIXON MUNICIPAL AIRPORT  
CHARLES R. WALGREEN FIELD

REPAIR AND OVERLAY  
PORTIONS OF RUNWAY 12-30

AIP PROJECT NO. 3-17-0036-B10  
IDA PROJECT NO. C73-3686



No.	Drawing Issue Description	Date	By

Date  
APRIL 20, 2007

Sheet Title  
**STAKING PLAN  
RUNWAY 12-30  
STA 199+83 THRU  
STA 203+00**

843-06B8013  
Project Number  
LDH 10/31/06  
Layout By Date  
LDH 10/31/06  
Designed By Date  
RMH 04/20/07  
Reviewed By Date  
LDH  
Drawn By Sheet No.

**ALIGNMENT DATA**

RUNWAY/ TAXIWAY	DESCRIPTION	STATION	STATE PLANE COORDINATES	
			NORTHING	EASTING
12-30	BEGINNING OF ALIGNMENT 200	199+49.1634	1883652.51	2492125.00
	END OF ALIGNMENT 200	228+43.9420	1882166.82	2494809.44
A	BEGINNING OF ALIGNMENT 300	323+40	1883084.44	2492640.85
		325+62.9043	1883276.89	2492753.13
	END OF ALIGNMENT 300	327+12.90	1883405.38	2492830.52
D	BEGINNING OF ALIGNMENT 500	500+00	1883618.10	2492182.53
	END OF ALIGNMENT 500	501+50	1883746.25	2492260.50
E	BEGINNING OF ALIGNMENT 800	800+00	1882195.87	2494560.86
	END OF ALIGNMENT 800	801+50	1882324.61	2494637.85

**NOTES:**

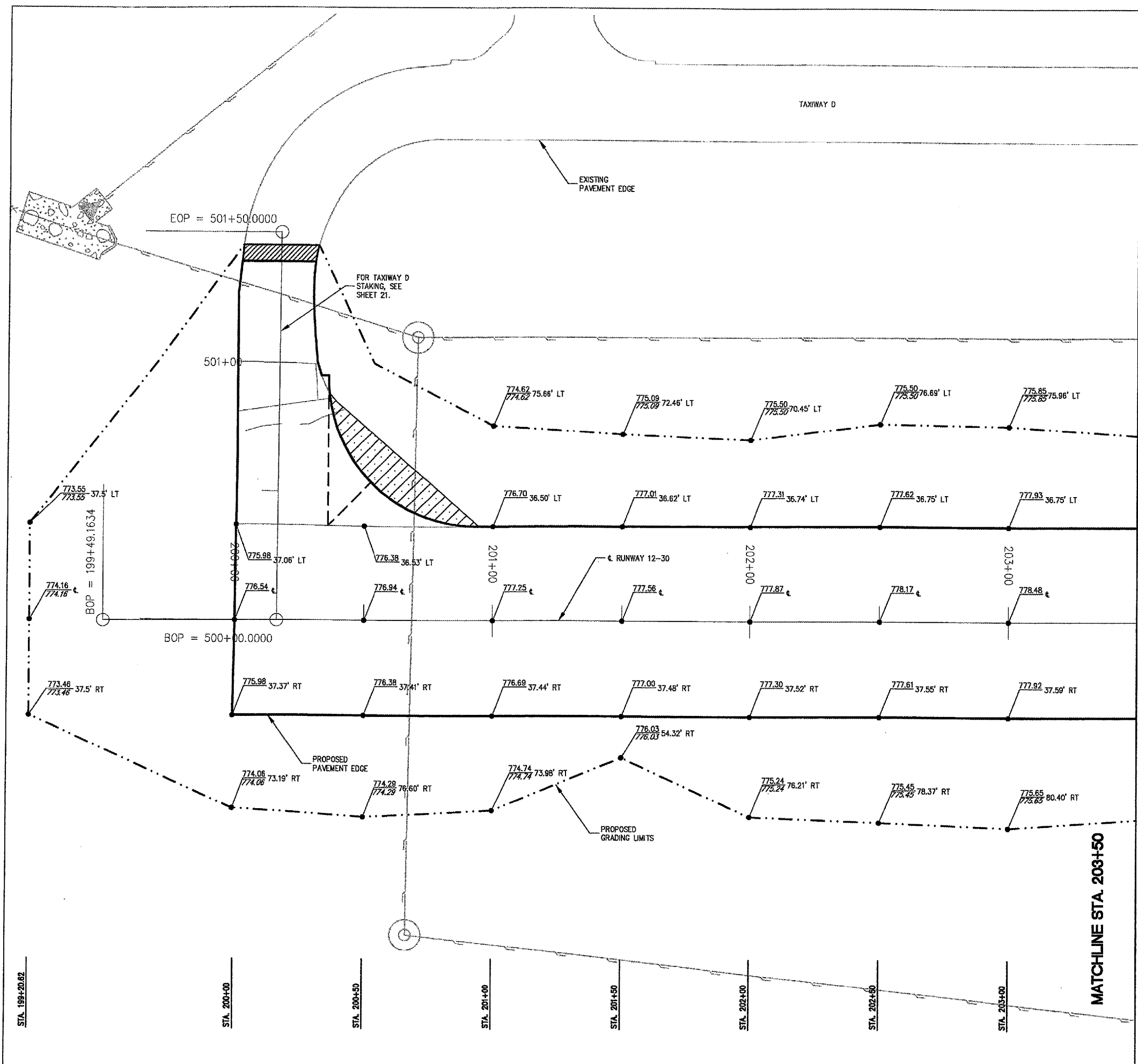
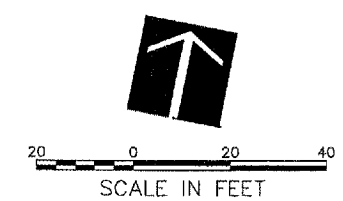
- ALIGNMENTS ARE BASED ON STATE PLANE COORDINATE (ILLINOIS-WEST). SEE ALIGNMENT DATA TABLE, THIS SHEET.
- FOR ADDITIONAL GRADING INFORMATION, SEE PLAN AND PROFILE SHEETS AND CROSS SECTIONS.
- CONTRACTOR IS REQUIRED TO FIELD VERIFY EXISTING UTILITY LOCATIONS.
- CONTRACTOR WILL BE PROVIDED WITH CONTROL POINTS AND BASELINES IN ACCORDANCE WITH SPECIAL PROVISIONS.
- PROPOSED PAVEMENT EDGES TO MATCH EXISTING LOCATIONS.
- STAKING POINTS AT CROSS SECTIONS UNLESS NOTED OTHERWISE.
- FOR SEEDING INFORMATION, SEE LANDSCAPING PLAN.
- FOR PAVEMENT MARKING INFORMATION, SEE MARKING PLANS.

**LEGEND**

- PROPOSED GRADING LIMITS
- EXISTING SWALE
- EXISTING STORM SEWER
- EXISTING ELECTRICAL CABLE
- ⊙ EXISTING STORM SEWER MANHOLE
- PROP. EL. OFFSET
- EXST. EL.

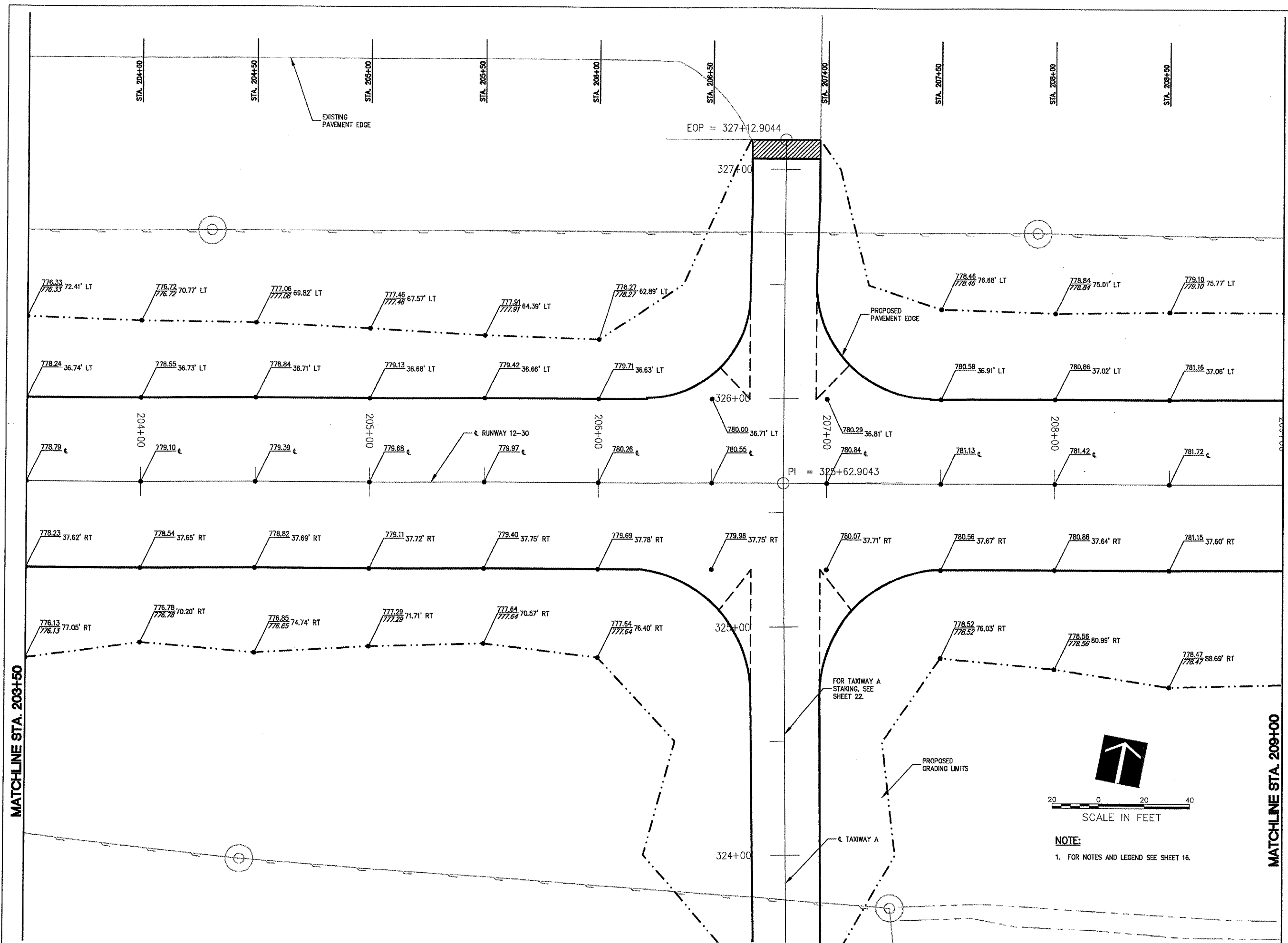
**EARTHWORK QUANTITIES**

DESCRIPTION AND PAY ITEM	QUANTITY
TOPSOIL (FROM OFF SITE) ITEM AR905520	2,475 C.Y.



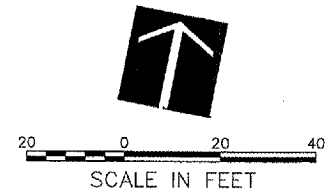
A:\06\0651\06B8013\06B8013\06B8013\16-STAKING PLAN 2007.MAY.11, 2007 16:09AM LDH

A:\06\025\025\025\17-STAKING PLAN 2007\10-03AM LDH



MATCHLINE STA. 203+50

MATCHLINE STA. 209+00



**NOTE:**  
1. FOR NOTES AND LEGEND SEE SHEET 16.

D1023

**HANSON**  
HANSON PROFESSIONAL SERVICES INC.

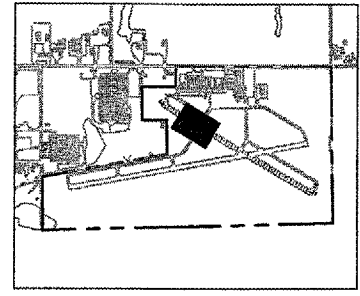
815 Commerce Drive Suite 200  
Oak Brook, Illinois 60523  
Telephone: 630.990.3800  
Fax: 630.990.3801



**CITY OF DIXON, ILLINOIS**  
Post Office Box 386  
Dixon, Illinois 61021  
Telephone: 815.288.1485

**DIXON MUNICIPAL AIRPORT**  
CHARLES R. WALGREEN FIELD

REPAIR AND OVERLAY  
PORTIONS OF RUNWAY 12-30  
AIP PROJECT NO. 3-17-0036-B10  
IDA PROJECT NO. C73-3686



No.	Drawing Issue Description	Date	By

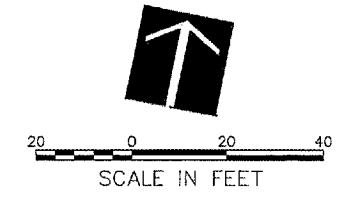
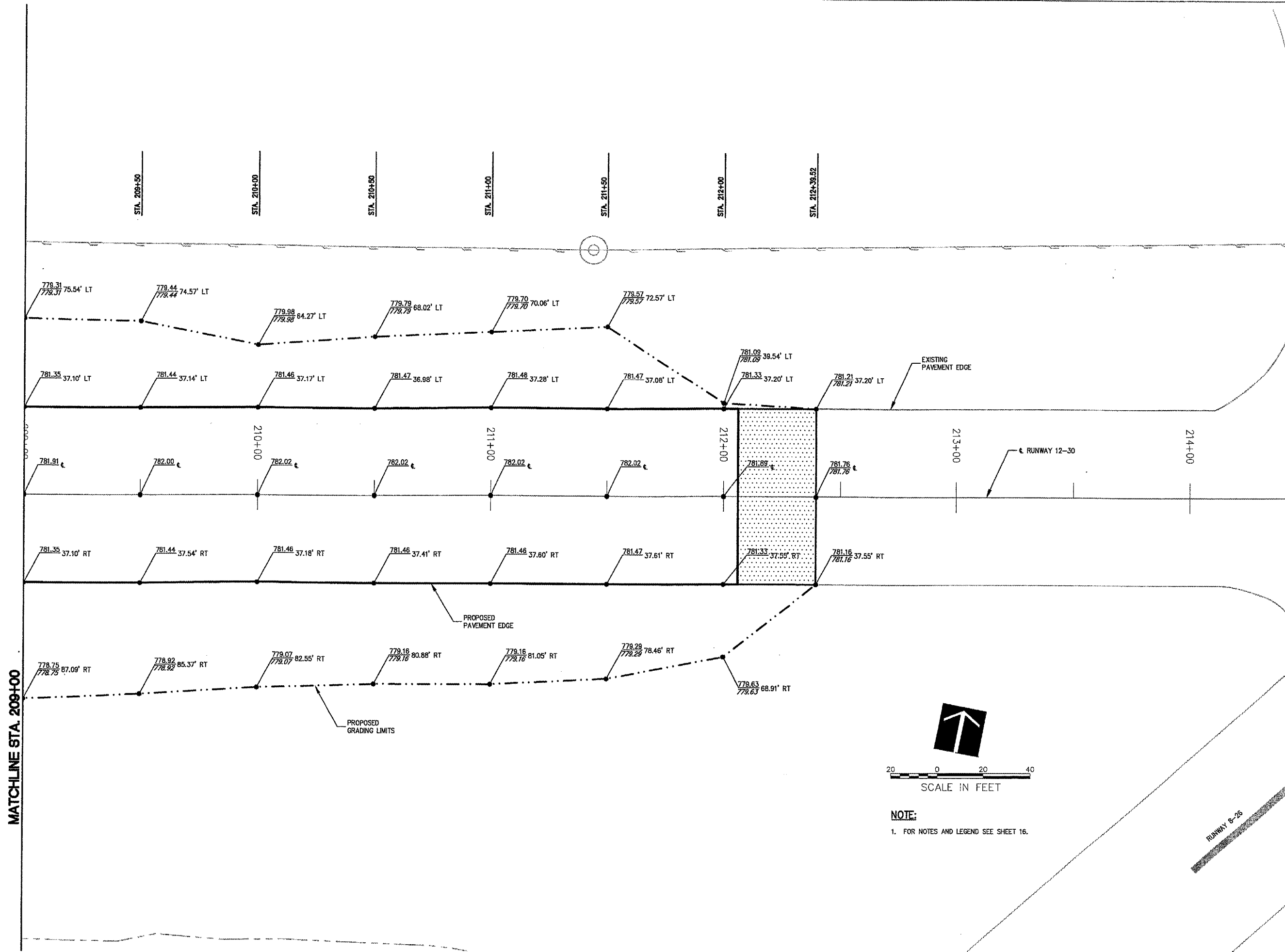
Date  
APRIL 20, 2007  
Sheet Title

**STAKING PLAN**  
**RUNWAY 12-30**  
**STA 203+50 THRU**  
**STA 208+50**

843-06B8013	Project Number
LDH	10/31/06
LDH	10/31/06
RMH	04/20/07
LDH	

**17**

A:\06\065\065\065\DRAWINGS\STAKING PLAN 200.DWG MAY 11, 2007 10:09AM LDH

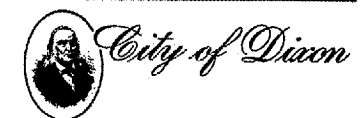


**NOTE:**  
 1. FOR NOTES AND LEGEND SEE SHEET 16.

D1023

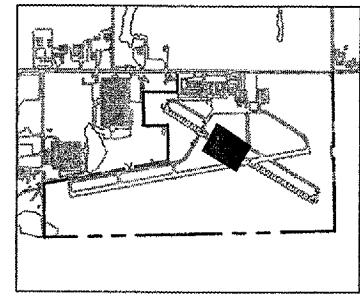


**HANSON**  
 HANSON PROFESSIONAL SERVICES INC.  
 815 Commerce Drive Suite 200  
 Oak Brook, Illinois 60523  
 Telephone: 630.990.3800  
 Fax: 630.990.3801



**CITY OF DIXON, ILLINOIS**  
 Post Office Box 386  
 Dixon, Illinois 61021  
 Telephone: 815.288.1485

**DIXON MUNICIPAL AIRPORT  
 CHARLES R. WALGREEN FIELD**  
**REPAIR AND OVERLAY  
 PORTIONS OF RUNWAY 12-30**  
**AIP PROJECT NO. 3-17-0036-B10  
 IDA PROJECT NO. C73-3686**



No.	Drawing Issue Description	Date	By

Date  
 APRIL 20, 2007  
 Sheet Title

**STAKING PLAN  
 RUNWAY 12-30  
 STA 209+00 THRU  
 STA 212+39.52**

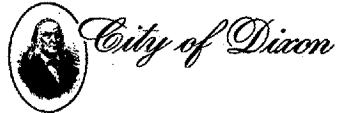
843-06B8013			
Project Number	LDH	11/01/06	
Layed By	LDH	11/01/06	
Designed By	RMH	04/20/07	
Reviewed By	LDH		
Drawn By			





HANSON PROFESSIONAL SERVICES INC.

815 Commerce Drive Suite 200  
Oak Brook, Illinois 60523  
Telephone: 630.990.3800  
Fax: 630.990.3801



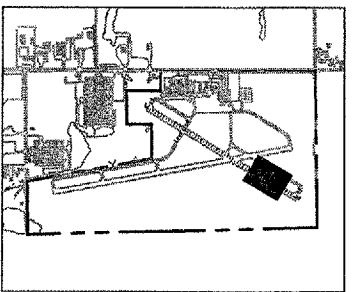
CITY OF DIXON, ILLINOIS

Post Office Box 386  
Dixon, Illinois 61021  
Telephone: 815.288.1485

DIXON MUNICIPAL AIRPORT  
CHARLES F. WALGREEN FIELD

REPAIR AND OVERLAY  
PORTIONS OF RUNWAY 12-30

AIP PROJECT NO. 3-17-0036-B10  
IDA PROJECT NO. C73-3686

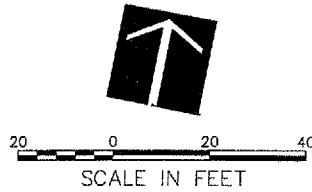
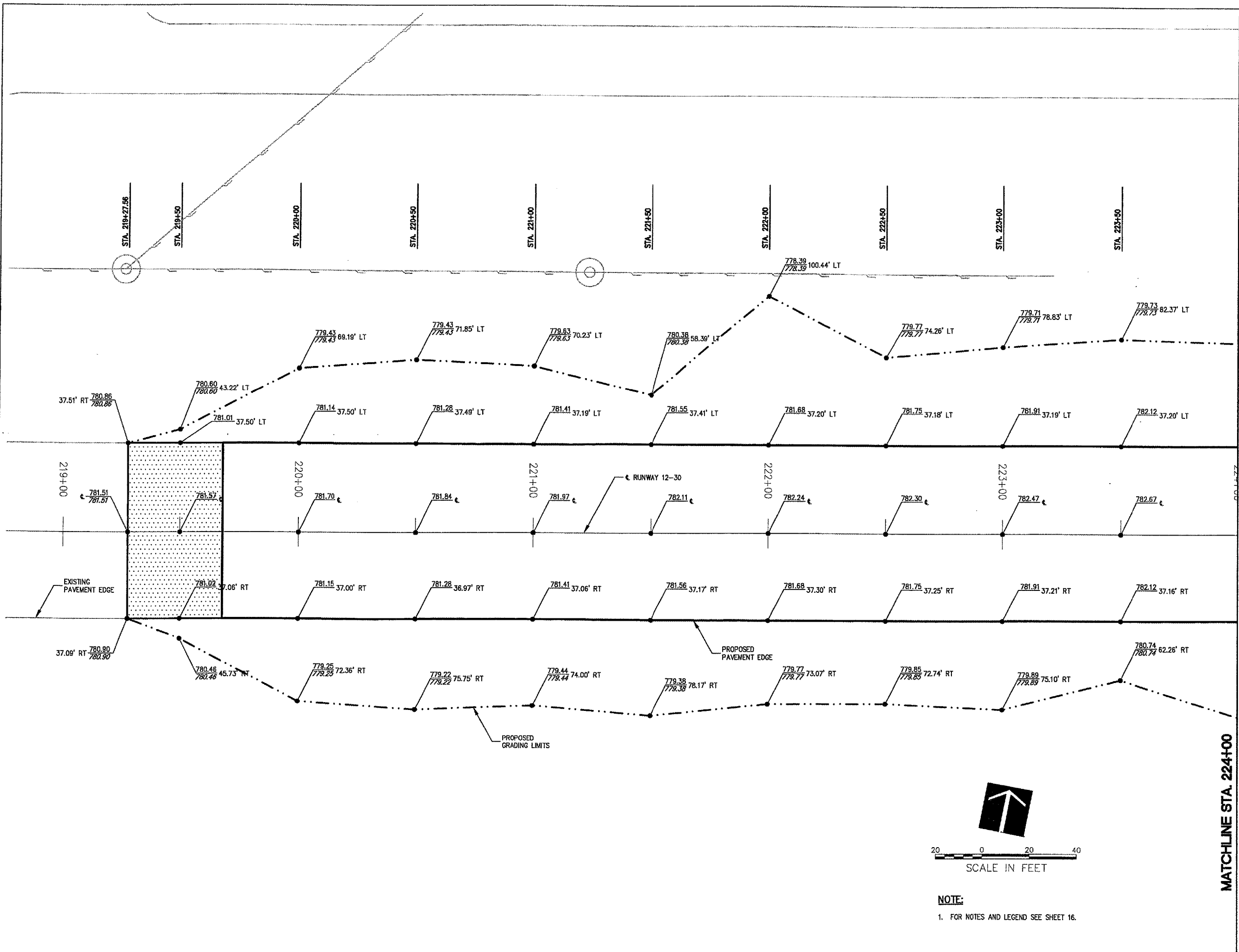


No.	Drawing Issue	Description	Date	By

Date  
APRIL 20, 2007

Sheet Title  
**STAKING PLAN  
RUNWAY 12-30  
STA 219+27.56 THRU  
STA 223+50**

843-0688013  
Project Number  
LDH 11/01/06  
Layout By Date  
LDH 11/01/06  
Designed By Date  
RMH 04/20/07  
Reviewed By Date  
LDH --- ---  
Drawn By Sheet No.

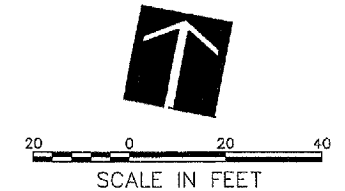
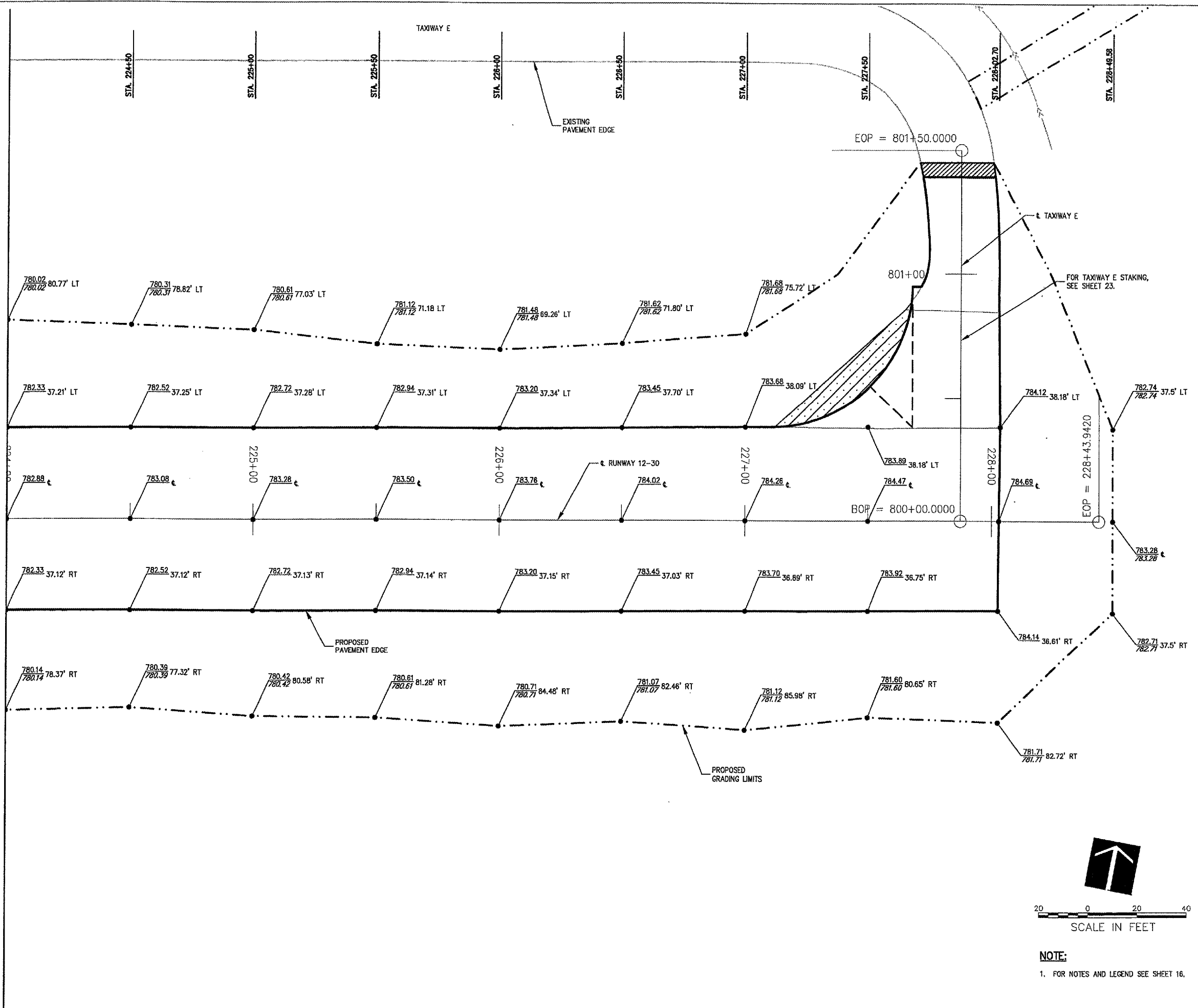


**NOTE:**  
1. FOR NOTES AND LEGEND SEE SHEET 16.

I:\06\0651\0688013\0688013\GRAPHICS\SHEETS\19-STAKING PLAN 2007.DWG MAY 11, 2007 10:09AM LDH

I:\06B8013\06B8013\DRAWINGS\20-STAKING PLAN 200.DWG MAY 11, 2007 10:09AM LDH

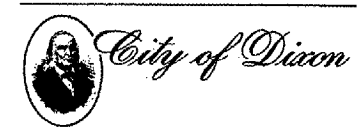
MATCHLINE STA. 224+00



**NOTE:**  
1. FOR NOTES AND LEGEND SEE SHEET 16.

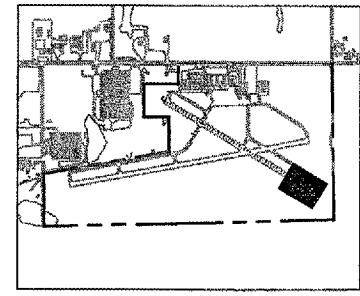
**DI023**

**HANSON**  
HANSON PROFESSIONAL SERVICES INC.  
815 Commerce Drive Suite 200  
Oak Brook, Illinois 60523  
Telephone: 630.990.3800  
Fax: 630.990.3801



**CITY OF DIXON, ILLINOIS**  
Post Office Box 386  
Dixon, Illinois 61021  
Telephone: 815.288.1485

**DIXON MUNICIPAL AIRPORT**  
**CHARLES R. WALGREEN FIELD**  
**REPAIR AND OVERLAY**  
**PORTIONS OF RUNWAY 12-30**  
**AIP PROJECT NO. 3-17-0036-B10**  
**IDA PROJECT NO. C73-3686**



No.	Drawing Issue Description	Date	By

Date  
APRIL 20, 2007  
Sheet Title

**STAKING PLAN**  
**RUNWAY 12-30**  
**STA 224+00 THRU**  
**STA 228+20.31**

Project Number	843-06B8013
Layout By	LDH 11/02/06
Designed By	LDH 11/02/06
Reviewed By	RMH 04/20/07
Drawn By	LDH



D1023



815 Commerce Drive Suite 200  
Oak Brook, Illinois 60523  
Telephone: 630.990.3800  
Fax: 630.990.3801



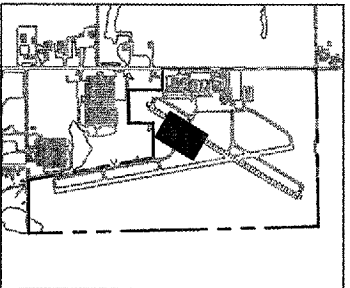
CITY OF DIXON, ILLINOIS

Post Office Box 386  
Dixon, Illinois 61021  
Telephone: 815.288.1485

DIXON MUNICIPAL AIRPORT  
CHARLES R. WALGREEN FIELD

REPAIR AND OVERLAY  
PORTIONS OF RUNWAY 12-30

AIP PROJECT NO. 3-17-0036-B10  
IDA PROJECT NO. C73-3686



No.	Drawing Issue Description	Date	By

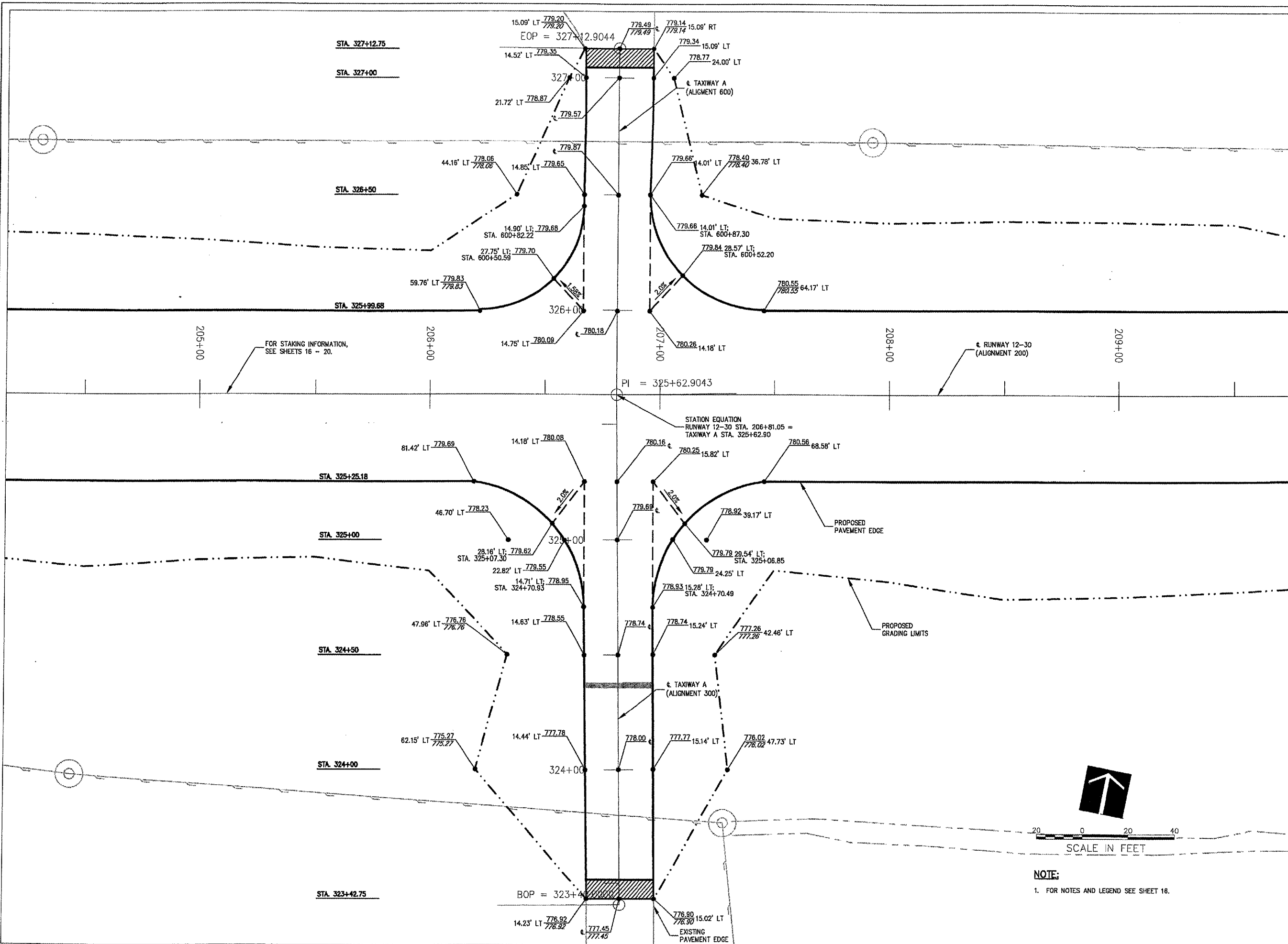
Date  
APRIL 20, 2007

Sheet Title

**STAKING PLAN  
TAXIWAY A  
STA 323+42.75 THRU  
STA 325+25.18**

843-06B8013  
 Project Number  
 LDH 11/09/06  
 Layout By Date  
 LDH 11/09/06  
 Designed By Date  
 RMH 04/20/07  
 Reviewed By Date  
 LDH  
 Drawn By

22

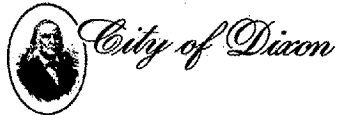


A:\06\0651\000431\0606013\DRAWINGS\22-STAKING PLAN\_300.DWG MAY 11, 2007 10:10AM LDH



HANSON PROFESSIONAL SERVICES INC.

815 Commerce Drive Suite 200  
 Oak Brook, Illinois 60523  
 Telephone: 630.990.3800  
 Fax: 630.990.3801



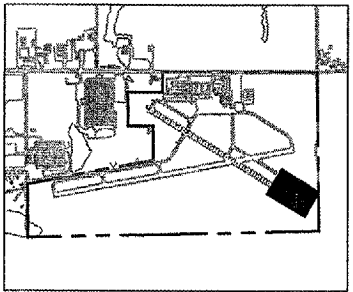
CITY OF DIXON, ILLINOIS

Post Office Box 386  
 Dixon, Illinois 61021  
 Telephone: 815.288.1485

DIXON MUNICIPAL AIRPORT  
 CHARLES R. WALGREEN FIELD

REPAIR AND OVERLAY  
 PORTIONS OF RUNWAY 12-30

AIP PROJECT NO. 3-17-0036-B10  
 IDA PROJECT NO. C73-3686

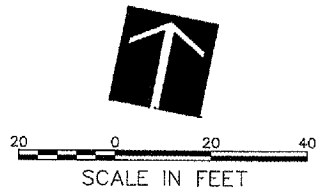
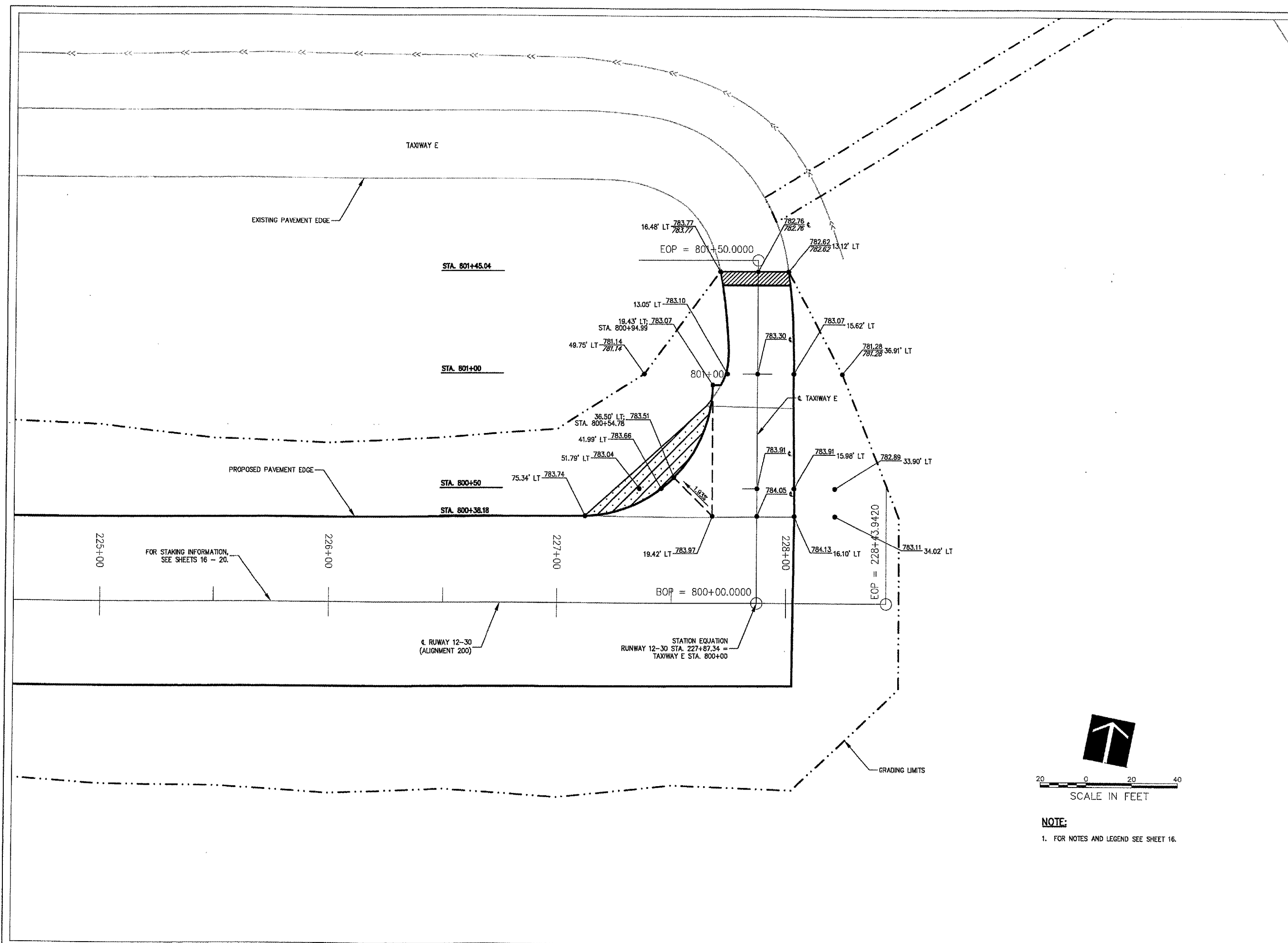


No.	Drawing Issue Description	Date	By

Date  
 APRIL 20, 2007

**STAKING PLAN  
 TAXIWAY E  
 STA 800+38.18 THRU  
 STA 801+45.04**

843-0688013  
 Project Number  
 LDH 11/09/06  
 Layout By Date  
 LDH 11/09/06  
 Designed By Date  
 RMH 04/20/07  
 Reviewed By Date  
 LDH  
 Drawn By Sheet No.



**NOTE:**  
 1. FOR NOTES AND LEGEND SEE SHEET 16.

D:\WORK\843-0688013\843-0688013-STAKING PLAN 800.DWG MAY 11, 2007 10:10AM LDH





HANSON PROFESSIONAL SERVICES INC.  
815 Commerce Drive Suite 200  
Oak Brook, Illinois 60523  
Telephone: 630.990.3800  
Fax: 630.990.3801



CITY OF DIXON, ILLINOIS  
Post Office Box 386  
Dixon, Illinois 61021  
Telephone: 815.288.1485

DIXON MUNICIPAL AIRPORT  
CHARLES R. WALGREEN FIELD

REPAIR AND OVERLAY  
PORTIONS OF RUNWAY 12-30

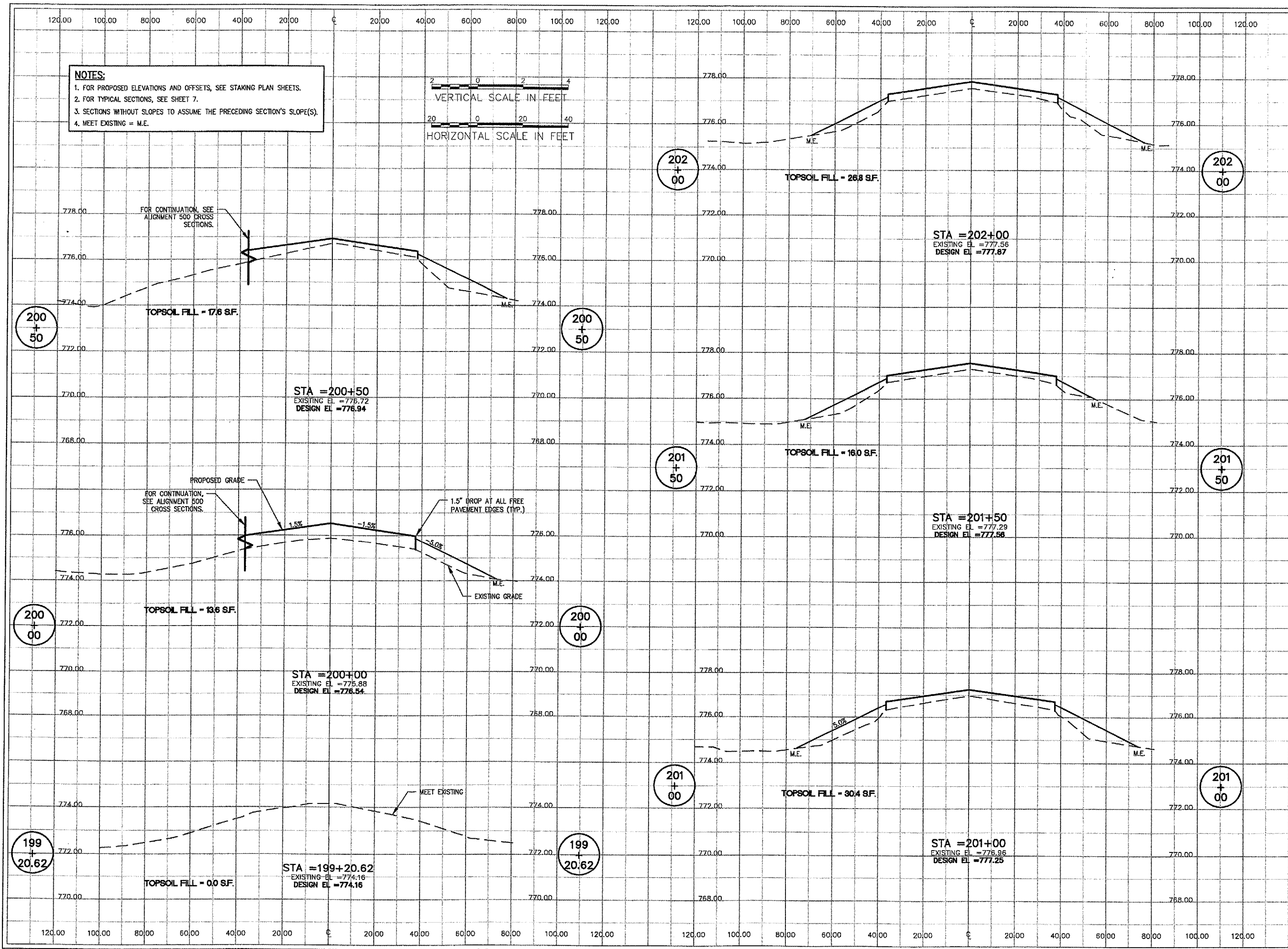
AIP PROJECT NO. 3-17-0036-B10  
IDA PROJECT NO. C73-3686

No.	Drawing Issue Description	Date	By

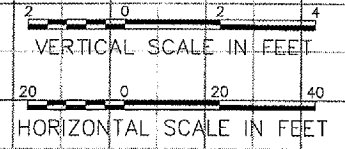
Date  
APRIL 20, 2007

Sheet Title  
**CROSS SECTIONS  
RUNWAY 12-30  
STA. 199+83.00  
THRU STA. 202+00**

843-0688013  
Project Number  
LDH 11/07/06  
Layout By Date  
LDH 11/07/06  
Designed By Date  
RMH 04/20/07  
Reviewed By Date  
LDH  
Drawn By Sheet No.



**NOTES:**  
 1. FOR PROPOSED ELEVATIONS AND OFFSETS, SEE STAKING PLAN SHEETS.  
 2. FOR TYPICAL SECTIONS, SEE SHEET 7.  
 3. SECTIONS WITHOUT SLOPES TO ASSUME THE PRECEDING SECTION'S SLOPE(S).  
 4. MEET EXISTING = M.E.



2:1060851089410898013 DRAINAGE SHEETS 24 - CROSS SECTIONS 200.DWG MAY 11, 2007 10:11AM LDH











HANSON PROFESSIONAL SERVICES INC.

815 Commerce Drive Suite 200  
Oak Brook, Illinois 60523  
Telephone: 630.990.3800  
Fax: 630.990.3801




CITY OF DIXON, ILLINOIS

Post Office Box 386  
Dixon, Illinois 61021  
Telephone: 815.288.1485

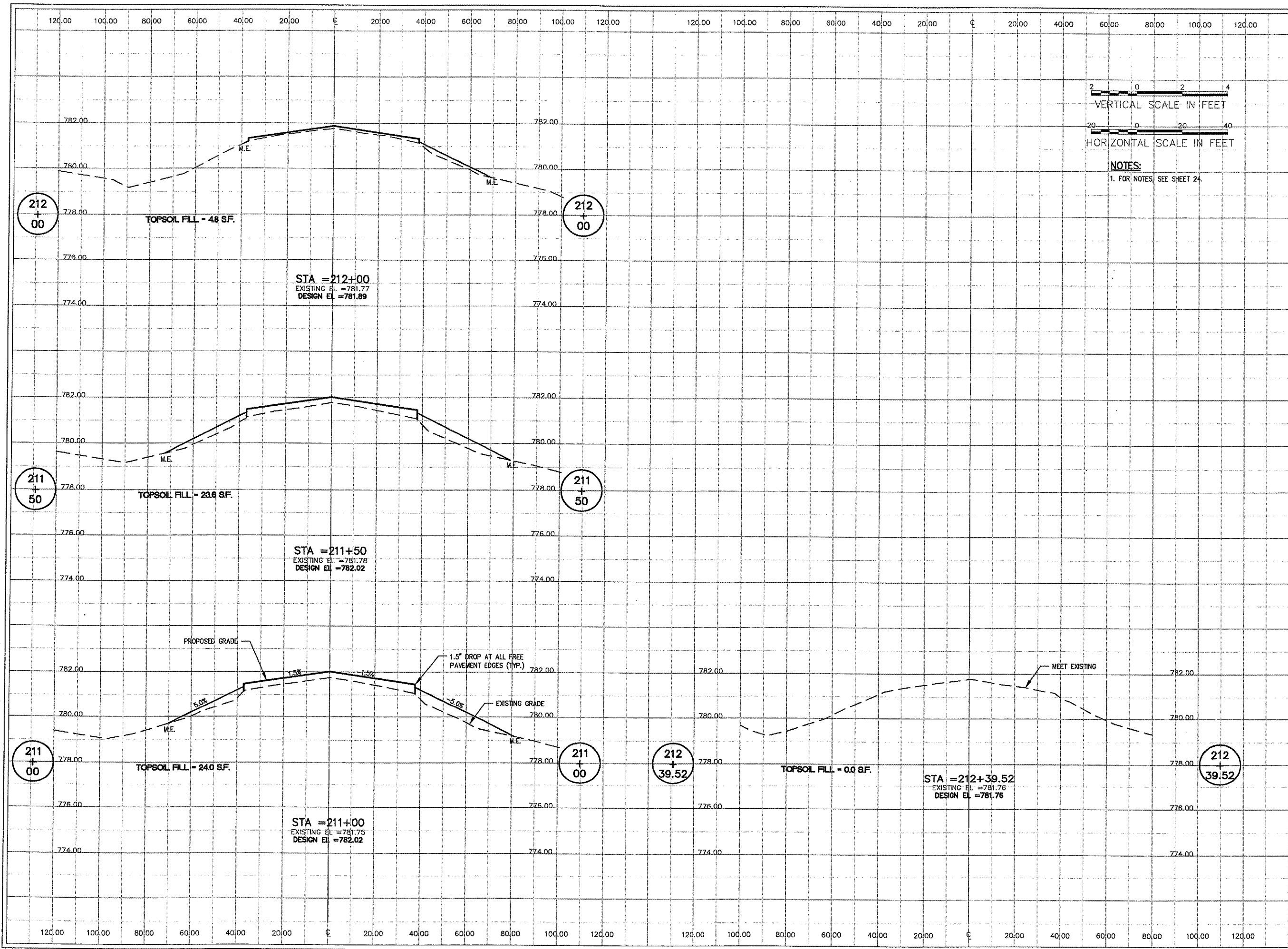
DIXON MUNICIPAL AIRPORT  
CHARLES R. WALGREEN FIELD

REPAIR AND OVERLAY  
PORTIONS OF RUNWAY 12-30

AIP PROJECT NO. 3-17-0036-B10  
IDA PROJECT NO. C73-3686



NOTES:  
1. FOR NOTES, SEE SHEET 24.



No.	Drawing Issue Description	Date	By

Date  
APRIL 20, 2007

Sheet Title

CROSS SECTIONS  
RUNWAY 12-30  
STA. 211+00 THRU  
STA. 212+39.52

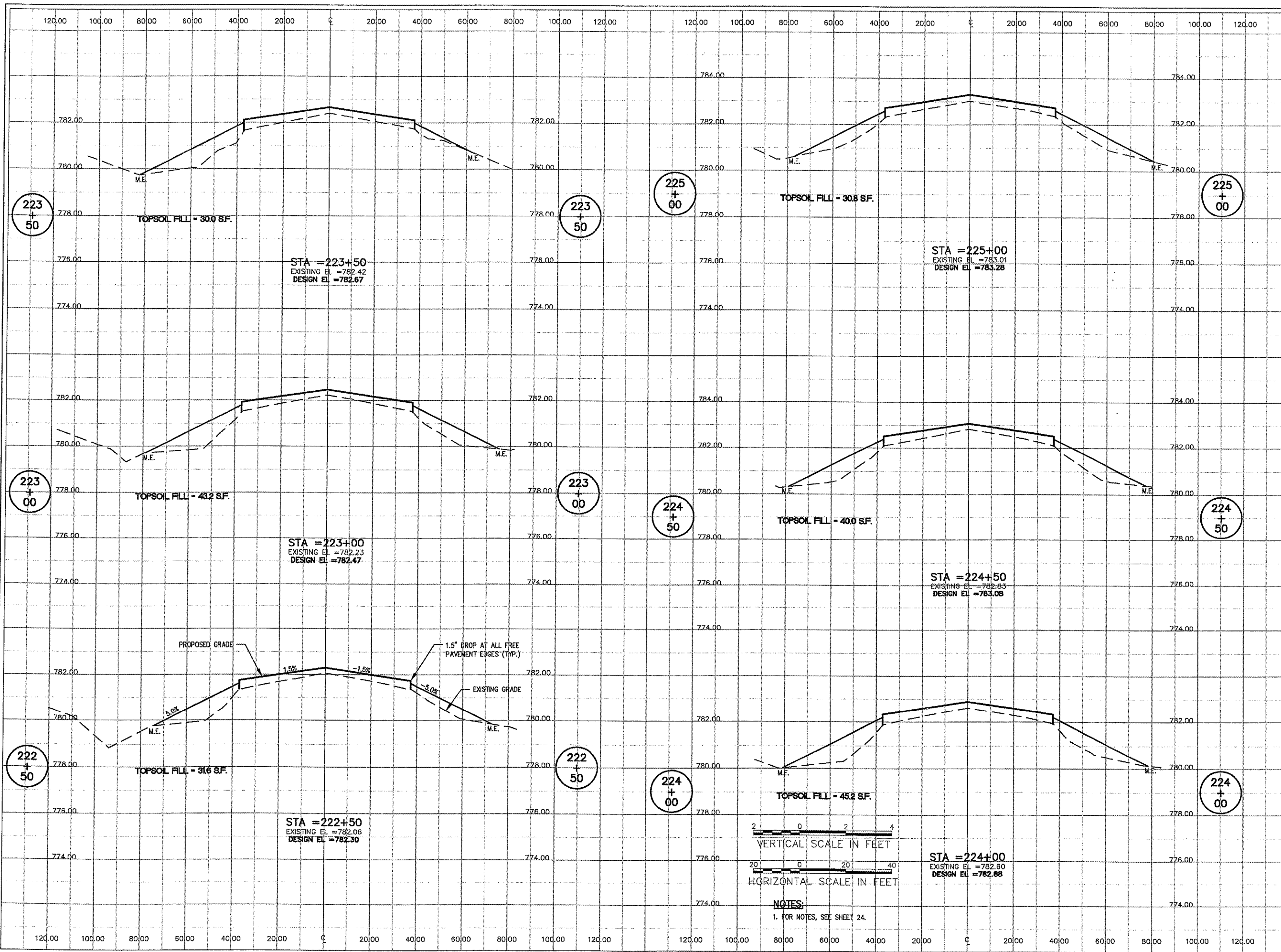
843-06B8013	
Project Number	
LDH	11/07/06
Layout By	Date
LDH	11/07/06
Designed By	Date
RMH	04/20/07
Reviewed By	Date
LDH	
Drawn By	Sheet No.

4:\06\685\00843\06B8013\DRAWINGS\28-CROSS SECTIONS 2007.DWG MAY 11, 2007 10:11AM LDH





A:\06\065\06843\06843\DRAWINGS\SHEETS\3D-CROSS SECTIONS 2007.DWG MAY 11, 2007 10:11AM LDH



DI023



HANSON PROFESSIONAL SERVICES INC.

815 Commerce Drive Suite 200  
Oak Brook, Illinois 60523  
Telephone: 630.990.3800  
Fax: 630.990.3801



CITY OF DIXON, ILLINOIS

Post Office Box 386  
Dixon, Illinois 61021  
Telephone: 815.288.1485

DIXON MUNICIPAL AIRPORT  
CHARLES R. WALGREEN FIELD

REPAIR AND OVERLAY  
PORTIONS OF RUNWAY 12-30

AIP PROJECT NO. 3-17-0036-B10  
IDA PROJECT NO. C73-3686

No.	Drawing Issue Description	Date	By

Date

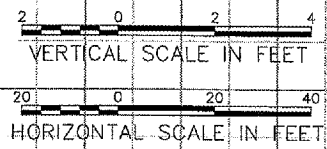
APRIL 20, 2007

Sheet Title

CROSS SECTIONS  
RUNWAY 12-30  
STA. 222+50 THRU  
STA. 225+00

843-06B8013  
Project Number  
LDH 11/07/06  
Layout By Date  
LDH 11/07/06  
Designed By Date  
RMH 04/20/07  
Reviewed By Date  
LDH  
Drawn By  
Sheet No.

30



NOTES:  
1. FOR NOTES, SEE SHEET 24.





815 Commerce Drive Suite 200  
Oak Brook, Illinois 60523  
Telephone: 630.990.3800  
Fax: 630.990.3801

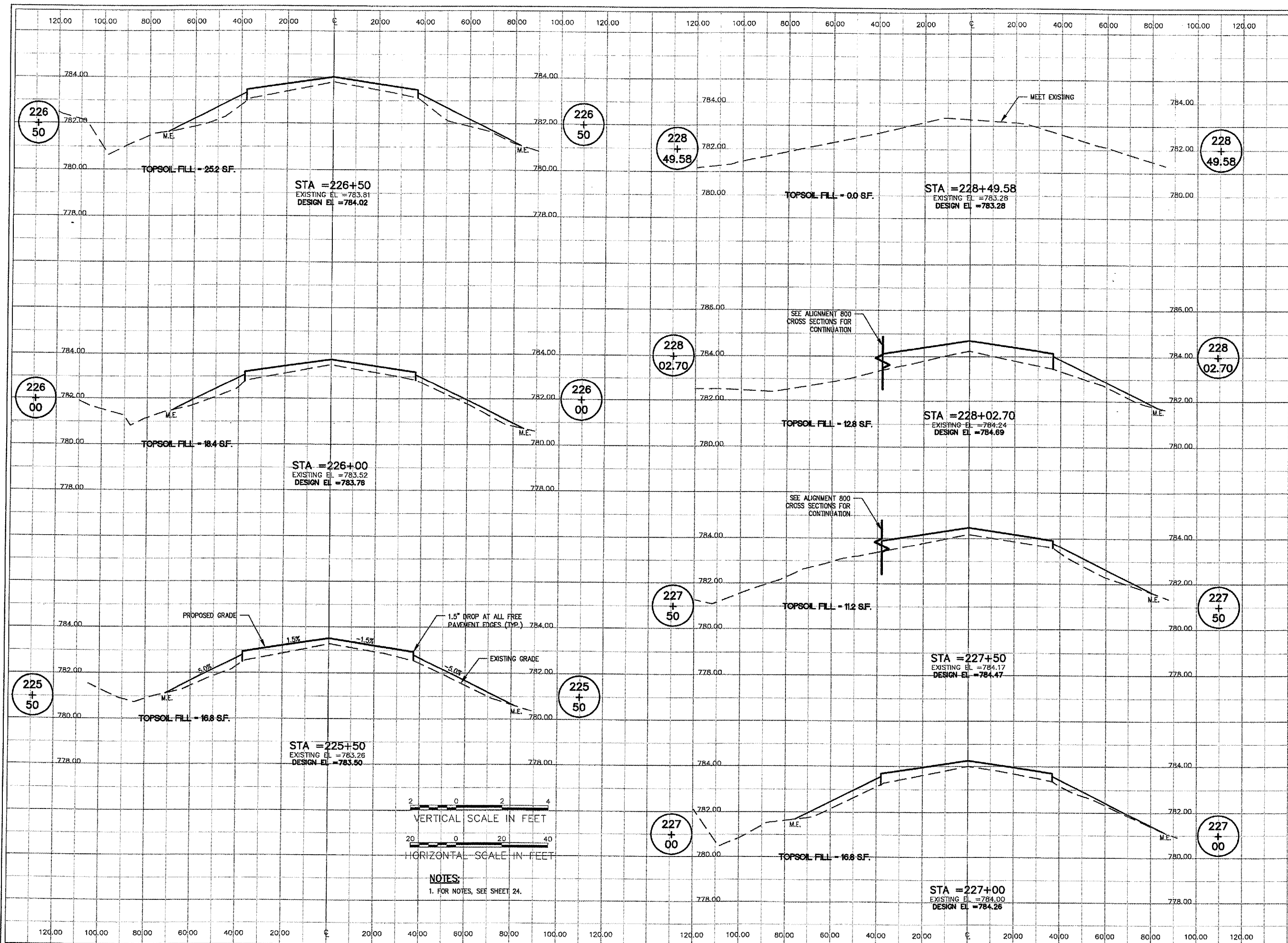


CITY OF DIXON, ILLINOIS  
Post Office Box 386  
Dixon, Illinois 61021  
Telephone: 815.288.1485

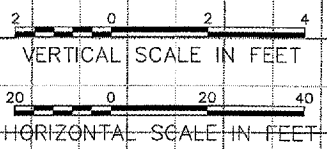
DIXON MUNICIPAL AIRPORT  
CHARLES R. WALGREEN FIELD

REPAIR AND OVERLAY  
PORTIONS OF RUNWAY 12-30

AIP PROJECT NO. 3-17-0036-B10  
IDA PROJECT NO. C73-3686



P:\05\025\00943\0688013\DRAWINGS\31-CROSS SECTIONS 200.DWG MAY 11, 2007 10:11AM LDH



NOTES:  
1. FOR NOTES, SEE SHEET 24.

No.	Drawing Issue	Description	Date	By

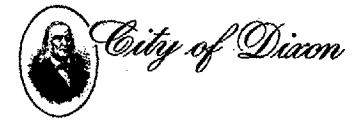
Date  
APRIL 20, 2007  
Sheet Title

CROSS SECTIONS  
RUNWAY 12-30  
STA. 225+50 THRU  
STA. 228+20.31

843-0688013  
 Project Number  
 LDH 11/07/06  
 Layout By Date  
 LDH 11/07/06  
 Designed By Date  
 RMH 04/20/07  
 Reviewed By Date  
 LDH  
 Drawn By Sheet No.

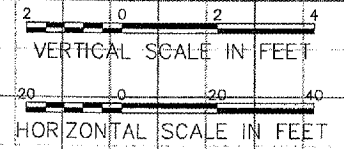
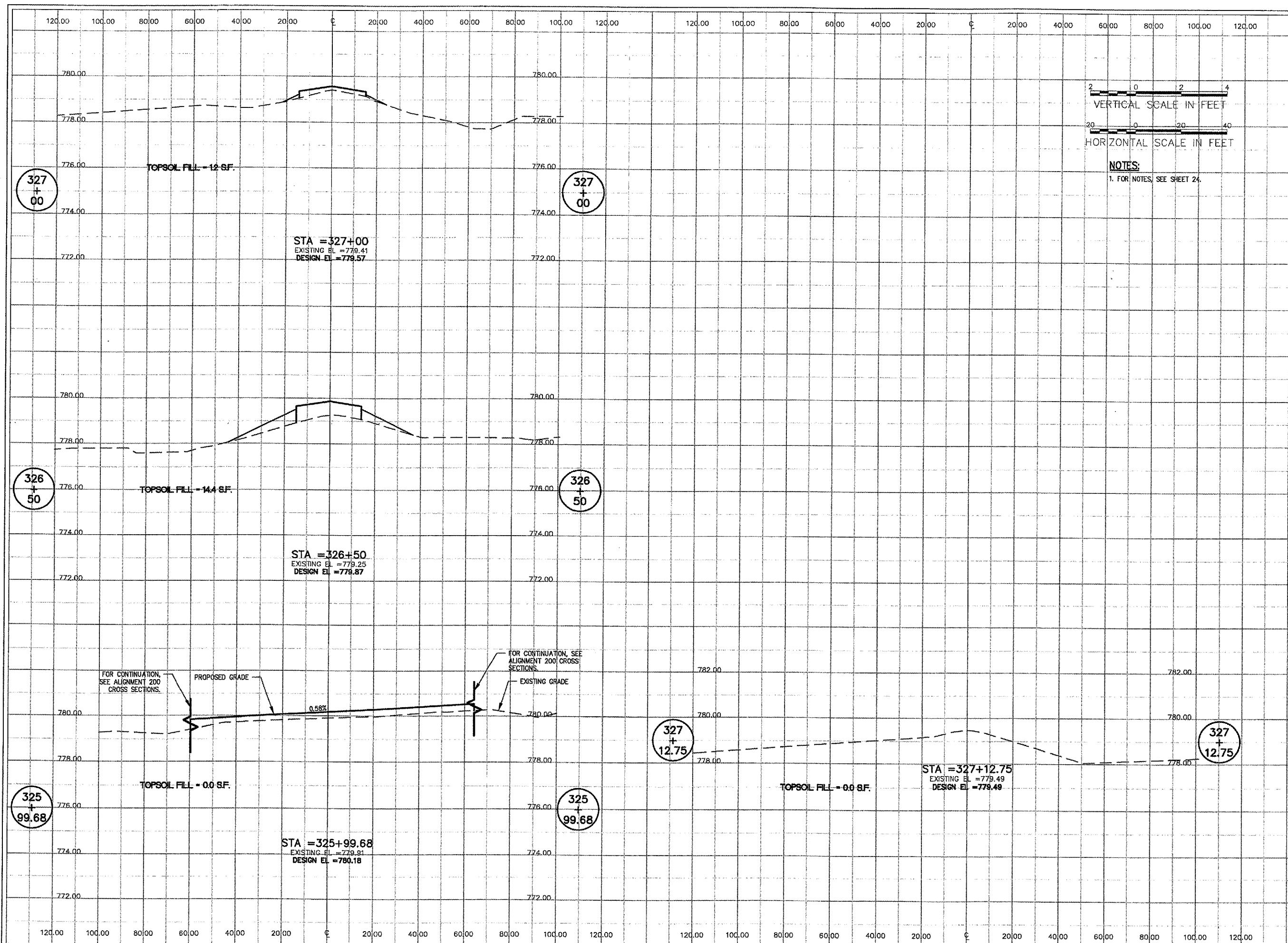






**CITY OF DIXON, ILLINOIS**  
Post Office Box 386  
Dixon, Illinois 61021  
Telephone: 815.288.1485

**DIXON MUNICIPAL AIRPORT**  
**CHARLES R. WALGREEN FIELD**  
**REPAIR AND OVERLAY**  
**PORTIONS OF RUNWAY 12-30**  
**AIP PROJECT NO. 3-17-0036-B10**  
**IDA PROJECT NO. C73-3686**



**NOTES:**  
1. FOR NOTES, SEE SHEET 24.

No.	Drawing Issue Description	Date	By

Date: APRIL 20, 2007  
Sheet Title:

**CROSS SECTIONS**  
**TAXIWAY A**  
**STA. 325+99.68 THRU**  
**STA. 327+12.75**

843-0688013  
Project Number  
LDH 11/09/06  
Layout By Date  
LDH 11/09/06  
Designed By Date  
RMH 04/20/07  
Reviewed By Date  
LDH  
Drawn By

A:\06\065\00843\0688013\PARAMS\14-CROSS SECTIONS 300.DWG MAY 11, 2007 10:12AM LDH



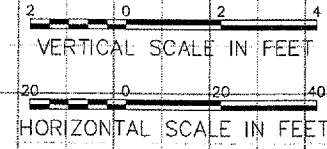


**CITY OF DIXON, ILLINOIS**  
Post Office Box 386  
Dixon, Illinois 61021  
Telephone: 815.288.1485

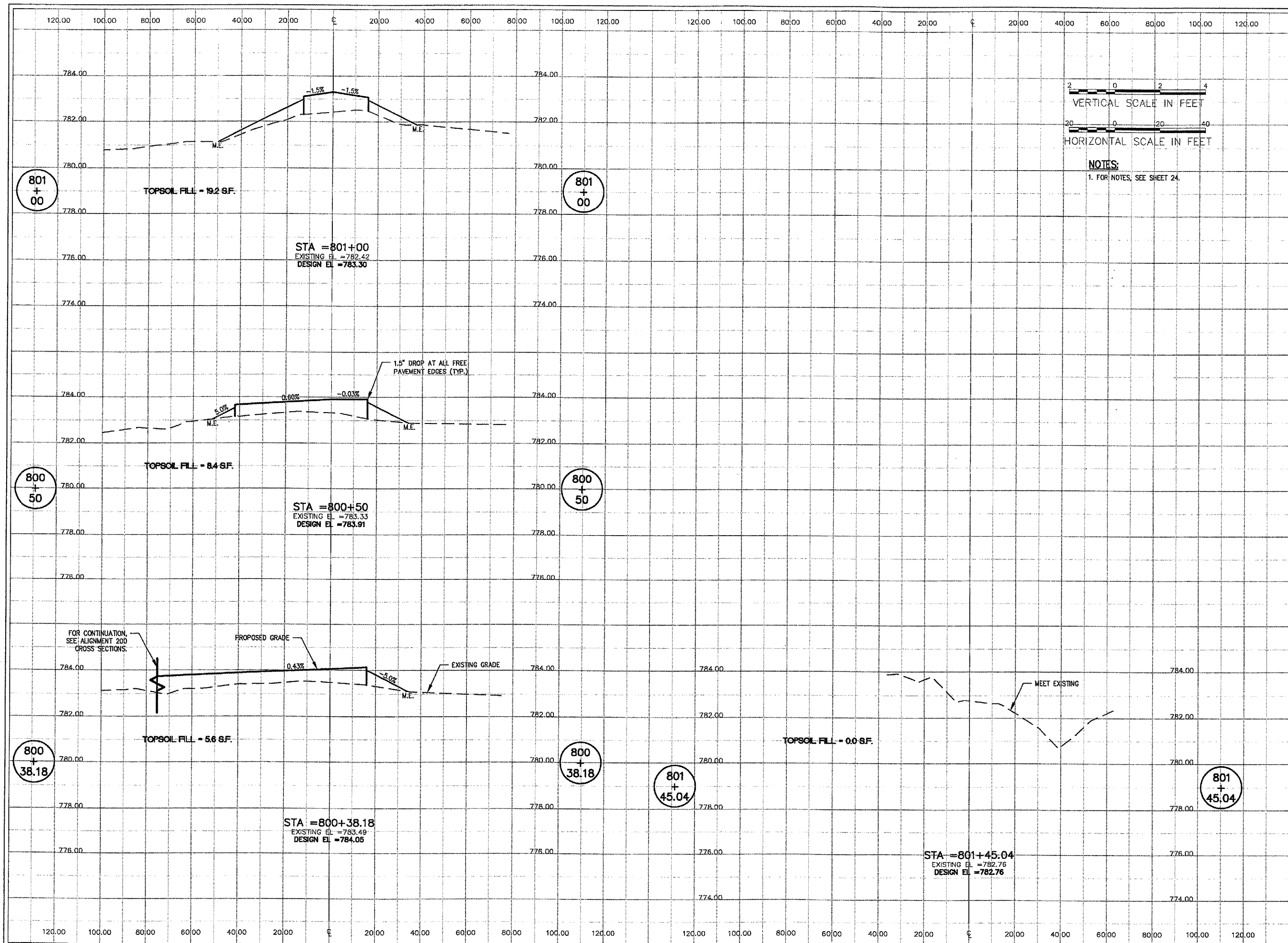
**DIXON MUNICIPAL AIRPORT  
CHARLES R. WALGREEN FIELD**

**REPAIR AND OVERLAY  
PORTIONS OF RUNWAY 12-30**

**AIP PROJECT NO. 3-17-0036-B10  
IDA PROJECT NO. C73-3686**



**NOTES:**  
1. FOR NOTES, SEE SHEET 24.



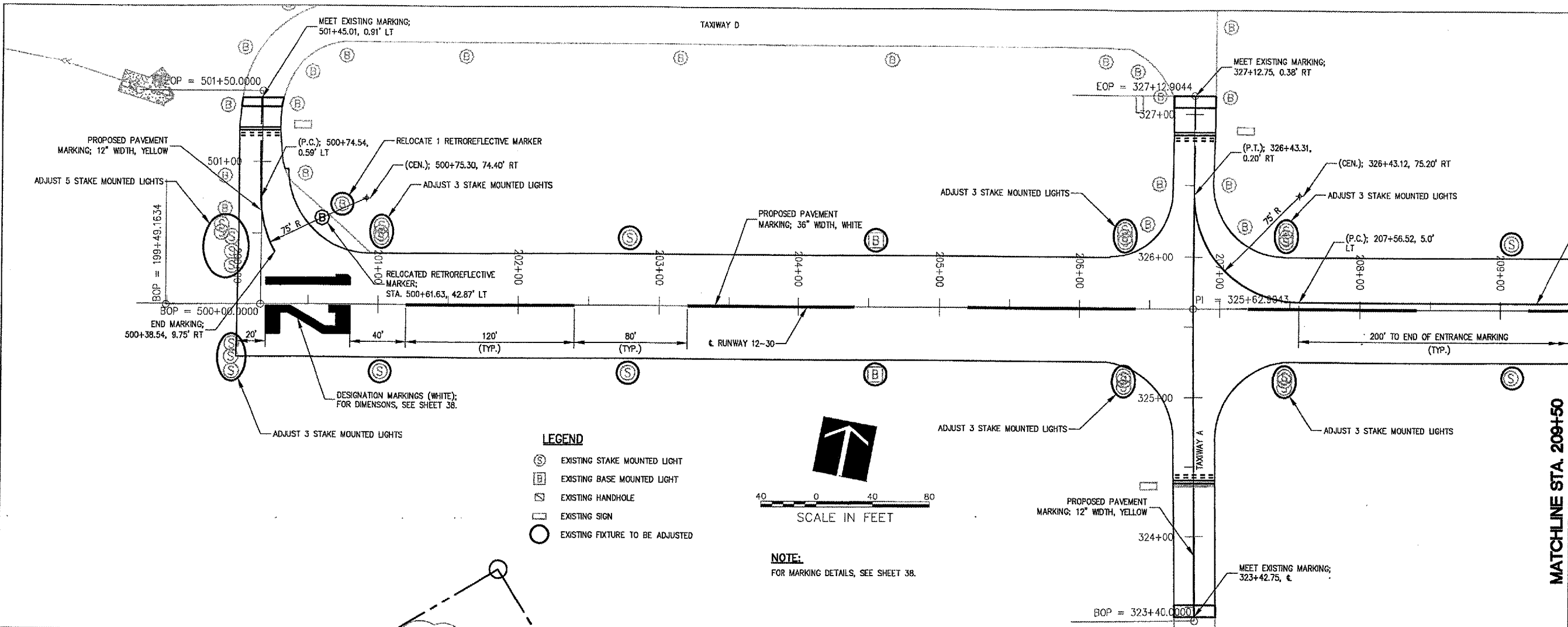
No.	Drawing Issue Description	Date	By

Date: APRIL 20, 2007  
Sheet Title:

**CROSS SECTIONS  
TAXIWAY E  
STA 800+38.18 THRU  
STA 801+45.04**

843-0688013  
Project Number  
LDH 11/09/06  
Layout By Date  
LDH 11/09/06  
Designed By Date  
RMH 04/20/07  
Reviewed By Date  
LDH  
Drawn By

A:\06-025\00943\0688013\DRAWINGS\SHEETS\15-CROSS SECTIONS\800.DWG MAY 11, 2007 10:12AM LDH



**DIO23**

**HANSON**  
HANSON PROFESSIONAL SERVICES INC.

815 Commerce Drive Suite 200  
Oak Brook, Illinois 60523  
Telephone: 630.990.3800  
Fax: 630.990.3801



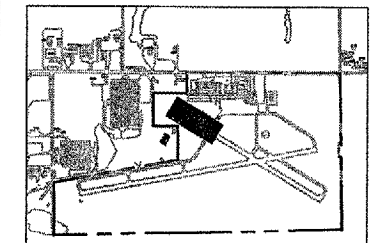
**CITY OF DIXON, ILLINOIS**

Post Office Box 386  
Dixon, Illinois 61021  
Telephone: 815.288.1485

**DIXON MUNICIPAL AIRPORT  
CHARLES R. WALGREEN FIELD**

**REPAIR AND OVERLAY  
PORTIONS OF RUNWAY 12-30**

**AIP PROJECT NO. 3-17-0036-B10  
IDA PROJECT NO. C73-3686**

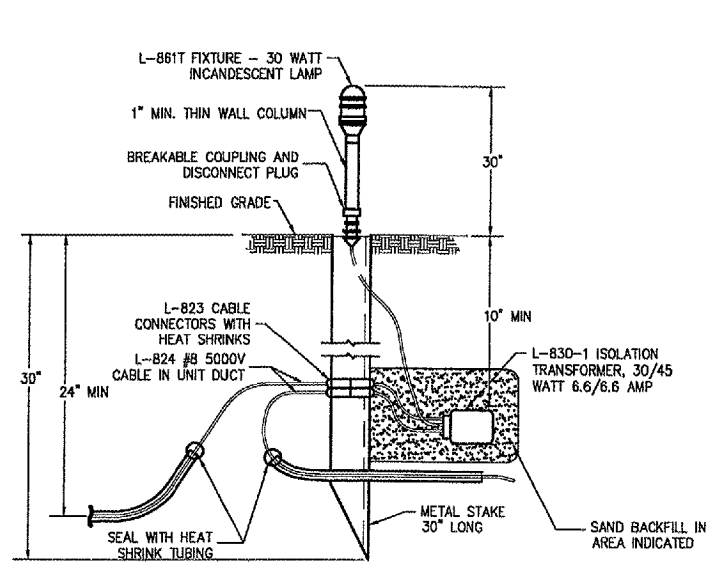


- LEGEND**
- (S) EXISTING STAKE MOUNTED LIGHT
  - (B) EXISTING BASE MOUNTED LIGHT
  - (H) EXISTING HANDHOLE
  - (□) EXISTING SIGN
  - (○) EXISTING FIXTURE TO BE ADJUSTED



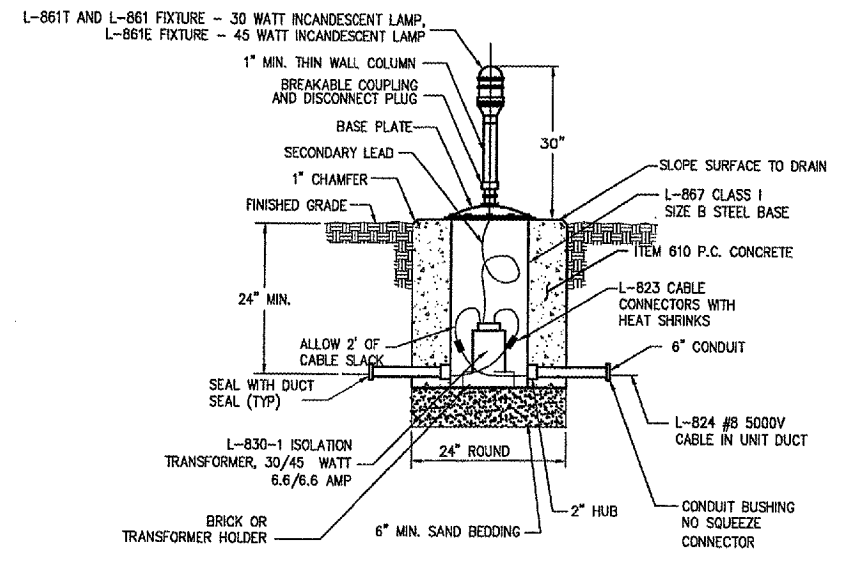
**NOTE:**  
FOR MARKING DETAILS, SEE SHEET 38.

MATCHLINE STA. 209+50



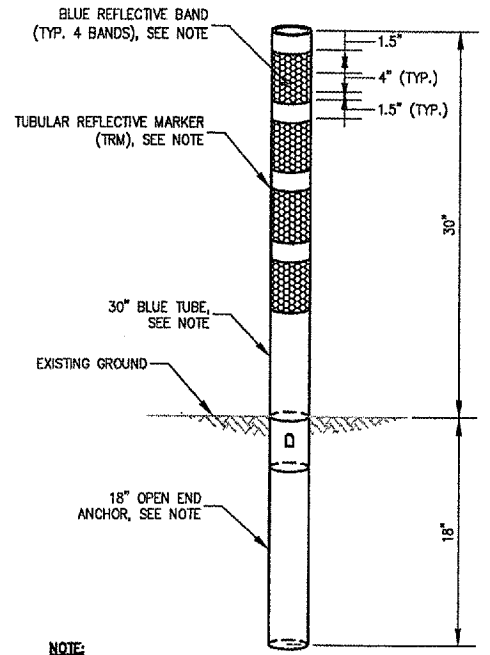
- BREAKABLE COUPLING SHALL NOT BE OVER 1\"/>
- TWO FEET OF SLACK CABLE IS TO BE LEFT AT EACH LIGHT. SLACK IS TO BE ON THE CABLE SIDE OF PRIMARY CONNECTORS AND SPLICES AND IS TO BE INCIDENTAL TO THE CABLE.
- SEE SPECIAL PROVISIONS FOR ADDITIONAL REQUIREMENTS.

**EXISTING STAKE - MOUNTED LIGHT**  
**L-861 AND L-861T**



- BREAKABLE COUPLING SHALL NOT BE OVER 1\"/>
- TWO FEET OF SLACK CABLE IS TO BE LEFT AT EACH LIGHT. SLACK IS TO BE ON THE CABLE SIDE OF PRIMARY CONNECTORS AND SPLICES AND IS TO BE INCIDENTAL TO THE CABLE.
- SEE SPECIAL PROVISIONS FOR ADDITIONAL REQUIREMENTS.

**EXISTING BASE - MOUNTED LIGHT**  
**L-861, L-861E, L-861T**



- NOTE:**
- TUBULAR REFLECTIVE MARKER (TRM) TO BE CROUSE-HINDS (PART NO. 85350-30-4B) OR EQUAL.
  - TUBULAR REFLECTIVE MARKER TO BE INSTALLED PER MANUFACTURER'S INSTRUCTION.

**TAXIWAY REFLECTIVE MARKER (TRM)**

I:\06-ADDS\06B8013\06B8013\DRAWINGS\SHEETS\36-LIGHT ADJUSTMENT PLAN\LDH MAY 14, 2007 2:08PM LDH

No.	Drawing Issue Description	Date	By

Date: APRIL 20, 2007

Sheet Title:

**LIGHT ADJUSTMENT AND MARKING PLAN AND LIGHT ADJUSTMENT DETAILS  
RUNWAY 12-30 STA 199+49.16  
THRU STA 209+50**


843-06B8013

Project Number	LDH	12/01/06
Layout By	LDH	12/01/06
Designed By	RMH	04/20/07
Reviewed By	LDH	
Drawn By		

36





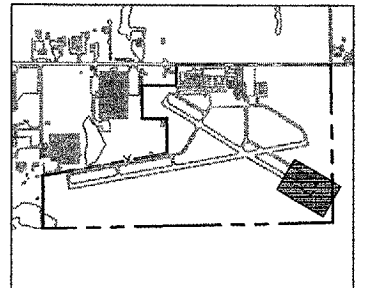


CITY OF DIXON, ILLINOIS  
Post Office Box 388  
Dixon, Illinois 61021  
Telephone: 815.288.1485

DIXON MUNICIPAL AIRPORT  
CHARLES R. WALGREEN FIELD

REPAIR AND OVERLAY  
PORTIONS OF RUNWAY 12-30

AIP PROJECT NO. 3-17-0036-B10  
IDA PROJECT NO. C73-3686



No.	Drawing Issue Description	Date	By

Date  
APRIL 20, 2007

Sheet Title  
**LIGHT ADJUSTMENT AND  
MARKING PLAN AND  
MARKING DETAILS  
RUNWAY 12-30  
STA 220+50 THRU  
STA 228+43.94**

Project Number  
843-06B8013

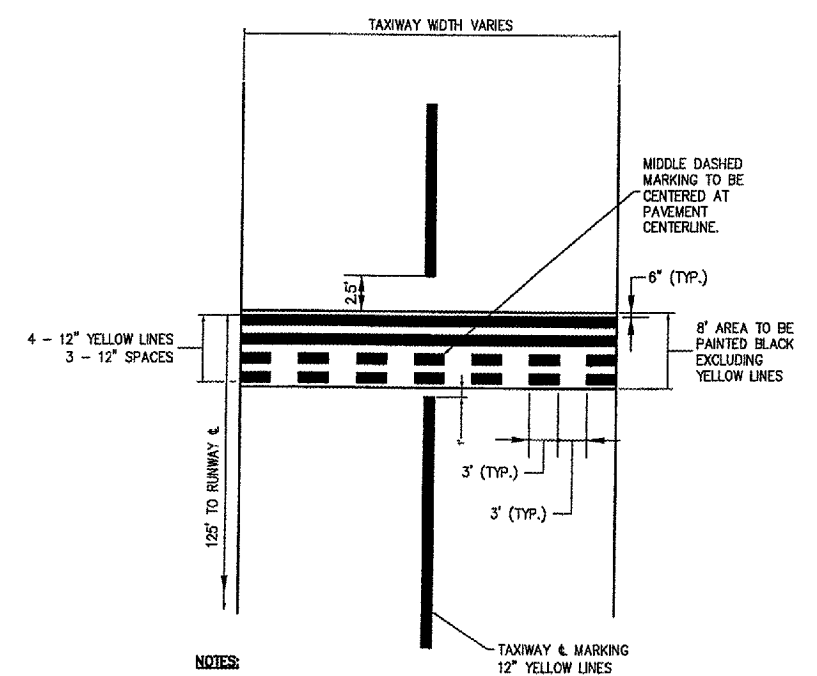
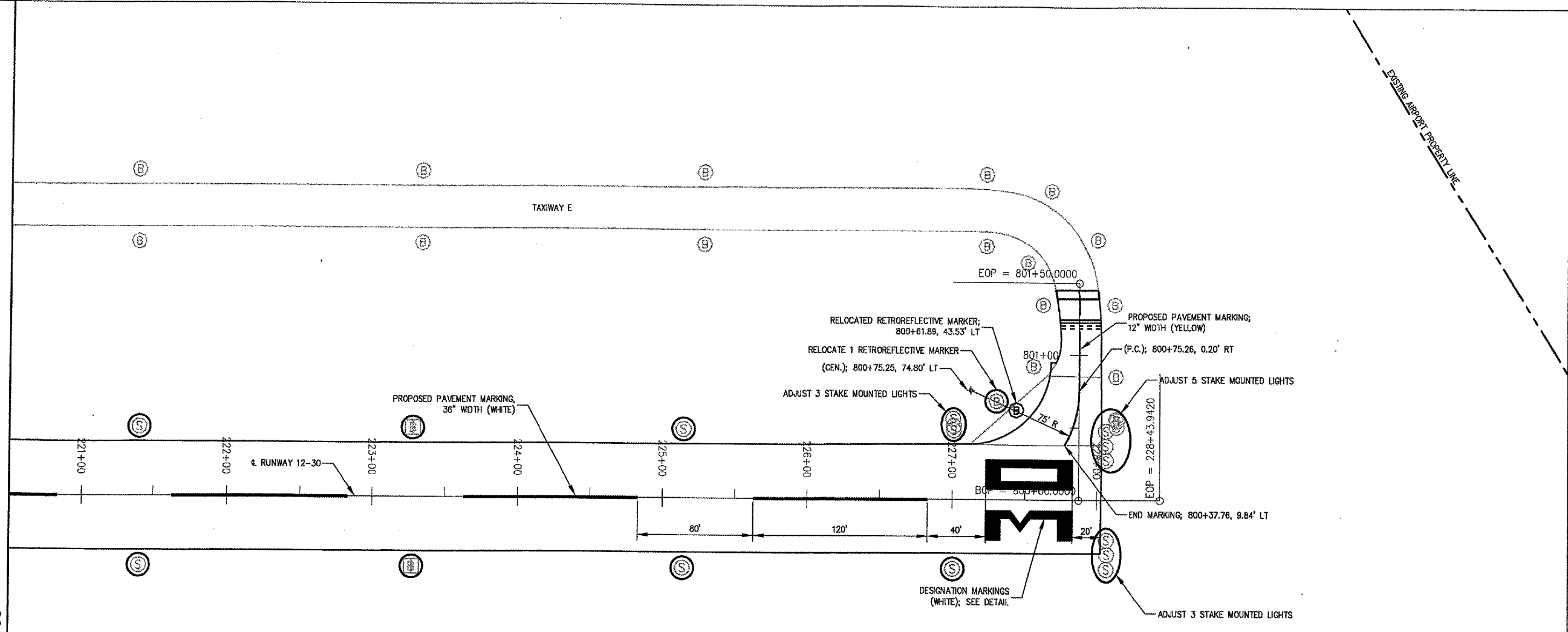
LDH 12/01/06  
Layout By Date

LDH 12/01/06  
Designed By Date

RMH 04/20/07  
Reviewed By Date

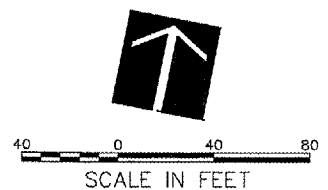
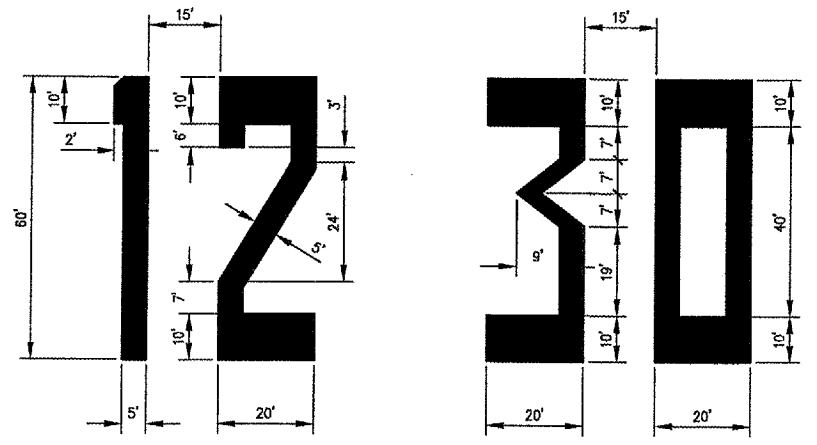
LDH  
Drawn By

MATCHLINE STA. 220+50



- NOTES:**
1. HOLDING POSITION MARKINGS TO BE YELLOW, WATERBORNE WITH REFLECTIVE BEADS AND PAID UNDER ITEM AR620520.
  2. HOLDING POSITION MARKINGS TO HAVE BLACK BORDER AND PAID UNDER ITEM AR620525.

**HOLDING POSITION MARKING**



**NOTE:**  
FOR LEGEND AND LIGHT ADJUSTMENT DETAILS, SEE SHEET 36.

A:\06-005 [0094] [0090013] [DRAWINGS] [SHEETS] [30-LIGHT ADJUSTMENT PLAN] [MAY 14, 2007 2:10PM] [LDH]