

**INDEX OF SHEETS**

SHEET NO.	TITLE
1	COVER SHEET
2	SUMMARY OF QUANTITIES
3	SITE PLAN AND GENERAL NOTES
4	CONSTRUCTION AND SAFETY NOTES AND DETAILS
5	TYPICAL PAVEMENT SECTIONS
6	ALIGNMENT AND CURVE DATA
7	SAWCUT AND REMOVAL PLAN
8	PLAN AND PROFILE - RUNWAY 9-27 STA. 47+11.79 THRU STA. 49+00
9	PLAN AND PROFILE - RUNWAY 9-27 STA. 49+00 THRU STA. 54+20
10	PLAN AND PROFILE - RUNWAY 9-27 STA. 54+20 THRU STA. 59+00
11	PLAN AND PROFILE - RUNWAY 9-27 STA. 59+00 THRU STA. 64+00
12	PLAN AND PROFILE - TAXIWAY C - ADDITIVE ALTERNATE NO. 1
13	STAKING PLAN - RUNWAY 9-27 STA. 47+11.79 THRU STA. 52+50
14	STAKING PLAN - RUNWAY 9-27 STA. 52+50 THRU STA. 57+00
15	STAKING PLAN - RUNWAY 9-27 STA. 57+00 THRU STA. 62+00
16	STAKING PLAN - TAXIWAY C - ADDITIVE ALTERNATE NO. 1
17	STAKING PLAN - INTERSECTIONS
18	CROSS SECTIONS - RUNWAY 9-27 STA. 47+11.79 THRU STA. 51+50
19	CROSS SECTIONS - RUNWAY 9-27 STA. 52+00 THRU STA. 56+50
20	CROSS SECTIONS - RUNWAY 9-27 STA. 57+00 THRU STA. 60+75
21	CROSS SECTIONS - TAXIWAY C - ADDITIVE ALTERNATE NO. 1
22	UNDERDRAIN SCHEDULE
23	UNDERDRAIN DETAILS
24	LIGHTING PLAN AND DETAILS
25	MARKING PLAN AND DETAILS
26	LANDSCAPING AND STORM WATER POLLUTION PREVENTION PLAN
27	STORM WATER POLLUTION PREVENTION PLAN DETAILS

IDOT LETTING DATE: AUGUST 3, 2007      ITEM NO: 6A

LE038  
TOTAL SHEETS = 27

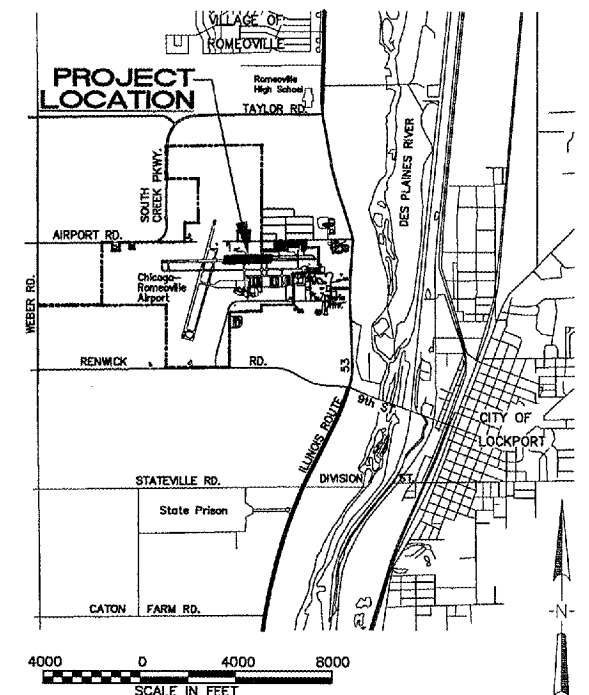
**FOR-BID CONSTRUCTION PLANS**

**REMOVE AND REPLACE PORTIONS OF  
RUNWAY 9-27 AND TAXIWAY C**


**JOLIET REGIONAL PORT DISTRICT  
CHICAGO-ROMEOVILLE AIRPORT (LOT)  
ROMEDEVILLE, WILL COUNTY, ILLINOIS**

**AIP PROJECT NO. 3-17-0140-B41  
IDA PROJECT NO. LOT-3709**

**VICINITY MAP**



SHEET NO. 1 OF 27



Seal

Date of Plans

*Lindsay D. Hausman*  
Lindsay D. Hausman, P.E.      Exp: 11/30/07  
JUNE 18, 2007



**HANSON**  
HANSON PROFESSIONAL SERVICES INC.  
815 Commerce Drive, Suite 200  
Oak Brook, Illinois 60523  
Telephone: 630.990.3800  
Fax: 630.990.3801  
Illinois Professional Design Firm No. 184-001084  
© Copyright Hanson Professional Services Inc. 2007



Chicago-Romeoville Airport  
JOLIET REGIONAL PORT DISTRICT  
1 George Michas Drive  
Romeoville, Illinois 60446  
Telephone: 815.838.9497  
Fax: 815.838.9524

**NOTICE TO CONTRACTORS AND BIDDERS**

THESE CONSTRUCTION PLANS RELY UPON THE SPECIAL PROVISIONS AND THE SPECIFICATIONS TO PROVIDE FOR A COMPLETE DESCRIPTION OF THE WORK AND CONSTRUCTION REQUIREMENTS. THE PLANS SHALL ONLY BE USED IN COMBINATION WITH ALL CONTRACT DOCUMENTS.

No.	Issue/Description	Sheets Changed	Date	By

No. Issue/Description      Sheets Changed      Date      By

I:\07\0051\008\01\078605\DRAWINGS\SHEETS\01-COVER.DWG JUN 18, 2007 3:58PM LSH





HANSON PROFESSIONAL SERVICES INC.

815 Commerce Drive, Suite 200  
Oak Brook, Illinois 60523  
Telephone: 630.990.3800  
Fax: 630.990.3801

Illinois Professional Design Firm  
Registration No. 184-001084

© Copyright Hanson Professional Service Inc. 2007

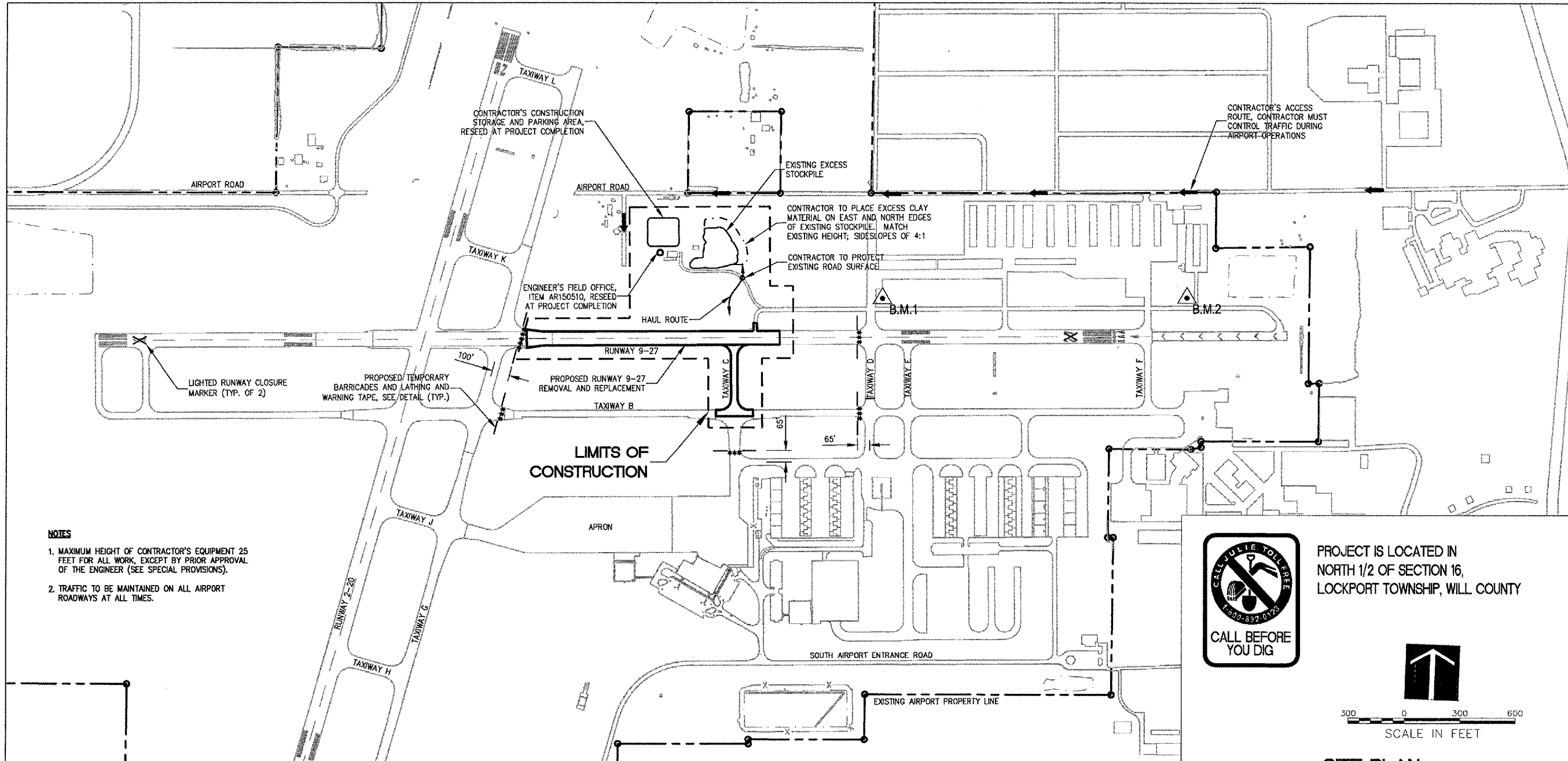


JOLIET REGIONAL PORT DISTRICT

1 George Michas Drive  
Romeoville, Illinois 60446  
Telephone: 815.838.9497  
Fax: 815.838.9524

REMOVE AND REPLACE PORTIONS  
OF RUNWAY 9-27 AND TAXIWAY C

AIP PROJECT NO. 3-17-0140-B41  
IDA PROJECT NO. LOT-3709



NOTES

- 1. MAXIMUM HEIGHT OF CONTRACTOR'S EQUIPMENT 25 FEET FOR ALL WORK, EXCEPT BY PRIOR APPROVAL OF THE ENGINEER (SEE SPECIAL PROVISIONS).
- 2. TRAFFIC TO BE MAINTAINED ON ALL AIRPORT ROADWAYS AT ALL TIMES.



PROJECT IS LOCATED IN  
NORTH 1/2 OF SECTION 16,  
LOCKPORT TOWNSHIP, WILL COUNTY



300 0 300 600  
SCALE IN FEET

SITE PLAN

GENERAL NOTES

PROJECT DESCRIPTION

THIS PROJECT IS TO REMOVE AND REPLACE PORTIONS OF RUNWAY 9-27 (AND TAXIWAY C IN ADDITIVE ALTERNATE NO. 1) AT CHICAGO-ROMEORVILLE AIRPORT INCLUDING, AMONG OTHER INCIDENTAL WORK, THE FOLLOWING ITEMS:

- PLACEMENT OF TEMPORARY SOIL EROSION CONTROL MEASURES
- REMOVAL OF EXISTING PAVEMENTS
- BITUMINOUS ASPHALT CONSTRUCTION OF REPLACEMENT PAVEMENTS  
BASE BID, RUNWAY 9-27 - 1,363.21' BY 75'  
ADDITIVE ALTERNATE NO. 1, TAXIWAY C - 380' BY 35'
- PAVEMENT MARKING
- ADJUSTMENT OF EXISTING EDGE LIGHTING
- TOPSOILING, SODDING, SEEDING AND MULCHING

PROTECTION OF EXISTING AIRPORT FACILITIES

THE CONTRACTOR IS TO BE RESPONSIBLE FOR THE PROTECTION OF EXISTING UNDERGROUND AND OVERHEAD UTILITIES AND LIGHTING EQUIPMENT; DRIVEWAY AND ROAD PAVEMENT AND SHOULDERS; RUNWAY, TAXIWAY AND APRON PAVEMENTS AND SHOULDERS; RUNWAY, TAXIWAY AND AIRPORT LIGHTING EQUIPMENT; AND SEEDED AND TURFED AREAS THAT ARE UTILIZED IN OR AFFECTED BY THE CONTRACTOR'S ACTIVITIES. ITEMS DAMAGED BY THE CONTRACTOR ARE TO BE REPAIRED AT CONTRACTOR'S EXPENSE AND TO THE SATISFACTION OF AIRPORT MANAGER AND THE OWNER'S REPRESENTATIVE.

IN ADDITION WHEN CONDITIONS DICTATE OR AS DETERMINED BY THE AIRPORT MANAGER OR THE OWNER'S REPRESENTATIVE, THE CONTRACTOR SHALL BE REQUIRED TO USE A PICK-UP TYPE SWEEPER IN ALL ACTIVE CONSTRUCTION AIRFIELD PAVEMENT AREAS. THE CONTRACTOR WILL BE REQUIRED TO HAVE A SWEEPER AVAILABLE FOR USE AT ALL TIMES. THE COST OF SWEEPING SHALL BE CONSIDERED INCIDENTAL TO THE CONTRACT.

CONTRACTOR'S ACCESS AND TEMPORARY FACILITIES

CONTRACTOR'S ACCESS TO THE PROJECT WHEN ON AIRPORT PROPERTY IS SHOWN ON THIS SHEET. CONTRACTOR'S ACCESS TO THE AIRPORT ITSELF IS TO BE PROVIDED BY PUBLIC RIGHTS-OF-WAY. THE CONTRACTOR IS TO SECURE ALL NECESSARY PERMITS FOR THE USE OF ANY PUBLIC RIGHTS-OF-WAY AND IS TO MAINTAIN TRAFFIC ON THESE PUBLIC ROADS AT ALL TIMES, WITH THE COSTS OF PERMITTING, CLEANING AND REPAIRING OF PAVEMENT DAMAGED BY CONTRACTOR'S ACTIVITIES INCIDENTAL TO THE CONTRACT. USE OF AND REPAIRS TO ANY PUBLIC FACILITIES ARE TO BE COMPLETED TO THE SATISFACTION OF THE FACILITY'S OWNER.

THE CONTRACTOR IS TO PROVIDE TEMPORARY CONSTRUCTION ROADS WITHIN THE CONSTRUCTION LIMIT LINES AS MAY BE REQUIRED BY HIS ACTIVITIES. HEAVY VEHICLES SHALL NOT CROSS EXISTING PAVEMENT SURFACES EXCEPT AS APPROVED BY THE AIRPORT MANAGER AND THE OWNER'S REPRESENTATIVE. ANY DAMAGE TO PAVEMENTS THAT MAY OCCUR BY THE CONTRACTOR'S ACTIVITIES SHALL BE REPAIRED AT THE CONTRACTOR'S EXPENSE AND TO THE SATISFACTION OF THE AIRPORT MANAGER AND THE OWNER'S REPRESENTATIVE.

THE CONTRACTOR IS TO PROVIDE AN EQUIPMENT, STORAGE AND PARKING AREA AT THE LOCATIONS SHOWN ON THIS SHEET. IT IS THE CONTRACTOR'S RESPONSIBILITY TO MAINTAIN THE ACCESS ROADS AND THE STORAGE AREA DURING CONSTRUCTION AND TO RESTORE THE AREAS AT PROJECT COMPLETION TO CONDITIONS SUITABLE TO THE AIRPORT MANAGER AND THE OWNER'S REPRESENTATIVE. AT THE AIRPORT MANAGER'S DISCRETION, THE TEMPORARY FACILITIES MAY REMAIN, BUT THEY MUST BE LEFT IN CONDITIONS SUITABLE TO THE AIRPORT MANAGER. THE COST OF PROVIDING, MAINTAINING AND RESTORING THE TEMPORARY FACILITIES IS INCIDENTAL TO THE CONTRACT.

RESPONSIBILITY FOR EXISTING UTILITIES

THE LOCATION, SIZE AND/OR TYPE OF MATERIAL OF EXISTING UNDERGROUND OR OVERHEAD UTILITIES AS MAY BE INDICATED ON THESE CONSTRUCTION PLANS IS NOT REPRESENTED AS BEING ACCURATE, SUFFICIENT OR COMPLETE. NEITHER THE OWNER NOR THE PROJECT ENGINEER HAVE INDEPENDENTLY VERIFIED THIS INFORMATION AND NEITHER ASSUMES ANY RESPONSIBILITY WHATSOEVER IN RESPECT TO THE ACCURACY, SUFFICIENCY OR COMPLETENESS OF THE INFORMATION AND GIVE NO EXPRESSED OR IMPLIED GUARANTEE THAT ANY CONDITIONS INDICATED ARE REPRESENTATIVE OF ACTUAL CONDITIONS TO BE ENCOUNTERED.

IT SHALL BE THE CONTRACTOR'S RESPONSIBILITY TO DETERMINE THE ACTUAL LOCATION OF ALL SUCH FACILITIES, INCLUDING SERVICE CONNECTIONS TO UNDERGROUND UTILITIES. PRIOR TO CONSTRUCTION, THE CONTRACTOR SHALL NOTIFY ALL UTILITY COMPANIES AND AGENCIES OF HIS CONSTRUCTION PLANS AND SHALL OBTAIN FROM EACH PARTY DETAILED INFORMATION AND ASSISTANCE RELATIVE TO THE LOCATION OF ALL UTILITIES AND THE WORKING SCHEDULE OF ANY REMOVALS OR ADJUSTMENTS REQUIRED OF THE UTILITY. THE CONTRACTOR SHALL CONTACT I.U.L.L.E. (PHONE 800-892-0123) TO ASSIST IN THE ABOVE.

THE CONTRACTOR SHALL PROTECT ANY FACILITIES TO THE SATISFACTION OF THE UTILITY OR OWNING AGENCY WITH THE COST OF ANY REQUIRED PROTECTION TO BE INCIDENTAL TO THE CONTRACT. IN THE EVENT A UTILITY LINE OR SERVICE IS UNEXPECTEDLY ENCOUNTERED DURING CONSTRUCTION, THE CONTRACTOR SHALL IMMEDIATELY NOTIFY THE OWNER'S REPRESENTATIVE AND THE UTILITY COMPANY OR AGENCY OF JURISDICTION. ANY SUCH UTILITIES DISTURBED BY THE CONTRACTOR'S OPERATIONS SHALL BE RESTORED TO SERVICE AT ONCE.

EXISTING BENCHMARKS

PROJECT BENCHMARKS ARE AS FOLLOWS:

- B.M.1 N 1,800,236.82  
E 1,051,080.54  
ELEV. 666.67
- B.M.2 N 1,800,302.96  
E 1,052,719.90  
ELEV. 664.18

THIS DATA IS NOT ILLINOIS STATE PLANE COORDINATES

No.	Drawing Issue Description	Date	By

Date  
JUNE 18, 2007

Sheet Title

SITE PLAN AND GENERAL NOTES

840-07B8053  
Project Number  
LDH 05/14/07  
Layout By Date  
LDH 05/14/07  
Designed By Date  
RMH 06/18/07  
Reviewed By Date  
LDH  
Drawn By Sheet No.

# CONSTRUCTION AND SAFETY NOTES

## SEQUENCE OF CONSTRUCTION

TO MINIMIZE DISRUPTIONS TO AIRPORT OPERATIONS, CONSTRUCTION OPERATIONS MUST BE CONTROLLED THROUGHOUT THE PROJECT'S DURATION AND WORK MUST BE COMPLETED EXPEDITIOUSLY. THE CONTRACTOR IS TO PREPARE AND FOLLOW A STAGING PLAN THAT COORDINATES HIS WORK WITH THE WORK OF HIS SUBCONTRACTORS AND THE WORK OF OTHER CONTRACTORS ON-FIELD. THIS STAGING PLAN MUST BE SATISFACTORY TO THE PROJECT ENGINEER AND THE AIRPORT DIRECTOR. THE CONTRACTOR SHALL EXPEDITE WORK AT THOSE STAGES WHEN ACTIVE RUNWAYS, TAXIWAYS, APRONS, ROADWAYS OR PARKING LOTS MUST BE CLOSED TO MINIMIZE THE LENGTH OF TIME THAT AIRPORT OPERATIONS ARE RESTRICTED.

## LATHING AND WARNING TAPE

THE PROJECT WILL REQUIRE THE PLACEMENT OF LATHING AND WARNING TAPE TO DELINEATE THE WORK AREA FROM ACTIVE AIRPORT OPERATIONS AREAS. IT SHALL BE THE CONTRACTOR'S RESPONSIBILITY TO PROVIDE, PLACE AND MAINTAIN LATHING AND WARNING TAPE SHOWN ON SHEET 3, AND IN DETAIL A, THIS SHEET, AND AS DIRECTED BY THE RESIDENT ENGINEER AND THE AIRPORT DIRECTOR. THE CONTRACTOR WILL FURNISH, PLACE, MAINTAIN AND RELOCATE THE LATHING AND WARNING TAPE AS REQUIRED. THE COST OF THESE ITEMS, AND THEIR MAINTENANCE, IS TO BE INCIDENTAL TO THE CONTRACT.

## TEMPORARY BARRICADES ON AIRFIELD

THE PROJECT WILL REQUIRE THE PLACEMENT OF BARRICADES TO DELINEATE PORTIONS OF THE CONSTRUCTION AREA AND TO EFFECT TEMPORARY CLOSURES OF ACTIVE RUNWAYS, TAXIWAYS AND APRONS. IT WILL BE THE CONTRACTOR'S RESPONSIBILITY TO FURNISH, PLACE AND MAINTAIN BARRICADES AS SHOWN ON SHEET 3, AND IN DETAIL B, THIS SHEET, AND AS DIRECTED BY THE RESIDENT ENGINEER AND AIRPORT DIRECTOR. THE COST OF THESE ITEMS, AND THEIR MAINTENANCE, IS TO BE INCIDENTAL TO THE CONTRACT. ANY WORK THAT REQUIRES PORTIONS OF AN ACTIVE TAXIWAY OR APRON TO BE CLOSED MUST BE COMPLETED EXPEDITIOUSLY TO MINIMIZE DISRUPTION TO AIRCRAFT OPERATIONS.

OPEN TRENCHES, EXCAVATIONS AND STOCKPILED MATERIAL AT THE CONSTRUCTION SITE SHALL BE DELINEATED WITH THE USE OF BARRICADES DURING HOURS OF RESTRICTED VISIBILITY AND/OR DARKNESS. NO OPEN TRENCHES SHALL BE ALLOWED WITHIN AN ACTIVE RUNWAY SAFETY AREA (RSA) OR AN ACTIVE TAXIWAY SAFETY AREA (TSA) OVER NIGHT. THE RSA IS DEFINED AS 250 FEET FROM THE RUNWAY CENTERLINE AND 1,000 FEET FROM THE END OF THE RUNWAY. THE TSA IS MEASURED AT 65.5 FEET FROM THE TAXIWAY CENTERLINE. THE CONTRACTOR WILL HAVE STEEL PLATES ON-SITE TO ALLOW FOR THE RAPID COVERING OF TRENCHES IN AN ACTIVE RSA OR TSA IN THE EVENT OF UNEXPECTED WORK STOPPAGES FOR WEATHER OR AIRPORT EMERGENCIES.

## RUNWAY CLOSURE

THE PROJECT WILL REQUIRE THE PLACEMENT OF RUNWAY CLOSURE MARKERS; SEE SHEET 3, AND DETAIL C, THIS SHEET. TO MINIMIZE DISRUPTION TO AIRCRAFT OPERATIONS ASSOCIATED WITH THE RUNWAY CLOSURE, CONSTRUCTION WORK MUST BE COMPLETED EXPEDITIOUSLY. RUNWAY CLOSINGS SHALL ONLY BE PERMITTED BY PRIOR AUTHORIZATION OF THE RESIDENT ENGINEER AND THE AIRPORT OWNER.

THE CONTRACTOR WILL FURNISH, INSTALL, OPERATE, MAINTAIN AND REMOVE LIGHTED RUNWAY CLOSURE MARKERS AS SPECIFIED IN THE SPECIAL PROVISIONS, TO BE PAID UNDER ITEM AR800964. IF NECESSARY FOR EMERGENCIES OR EXTENDED MAINTENANCE OF THE LIGHTED MARKER EQUIPMENT BY THE CONTRACTOR, THE CONTRACTOR WILL TEMPORARILY USE PRE-MANUFACTURED, VINYL MARKERS TO BE FURNISHED TO THE CONTRACTOR BY THE OWNER. IT WILL BE THE CONTRACTOR'S RESPONSIBILITY TO INSTALL, RELOCATE AND MAINTAIN RUNWAY CLOSURE MARKERS AT THE LOCATIONS SHOWN IN THE PLAN, AND AS DIRECTED BY THE RESIDENT ENGINEER AND AIRPORT OWNER. THE COST OF PLACING AND RELOCATING THESE ITEMS, AND THEIR OPERATION AND MAINTENANCE, IS TO BE INCIDENTAL TO ITEM AR800964.

THE AIRPORT OWNER WILL DE-ENERGIZE AIRPORT/RUNWAY NAVAIDS, AND AIRFIELD LIGHTING POWER AND CONTROL CIRCUITS WHEN THE RUNWAY IS CLOSED.

## VEHICULAR TRAFFIC CONTROL

IT SHALL BE THE CONTRACTOR'S RESPONSIBILITY TO PROVIDE AND PLACE ROAD WARNING SIGNS AND BARRICADES ON THE EXISTING ROADWAYS PRIOR TO THE START OF CONSTRUCTION IN THE VICINITY. THE CONTRACTOR SHALL PROVIDE, INSTALL AND RELOCATE THE ITEMS AS REQUIRED. THE COST OF THIS WORK IS TO BE INCIDENTAL TO THE CONTRACT.

CONTRACTOR SHALL PROVIDE, INSTALL AND REMOVE ALL TRAFFIC CONTROL ITEMS WHEN CONSTRUCTION ACTIVITIES ARE WITHIN 15 FEET OF AN ACTIVE ROADWAY EDGE OR AS REQUIRED BY THE SITE PLAN. COST OF THIS WORK IS TO BE INCIDENTAL TO THE CONTRACT.

## AIRFIELD OPERATIONAL SAFETY DURING CONSTRUCTION

ALL CONSTRUCTION TRAFFIC AND PERSONNEL SHALL REMAIN WITHIN THE CONSTRUCTION LIMIT LINE SHOWN ON THE SITE PLAN FOR THE CURRENT WORK. CONTRACTOR'S PERSONNEL AND EQUIPMENT MUST REMAIN AT LEAST 200 FEET FROM THE CENTERLINE OF ACTIVE RUNWAYS, 1,000 FEET FROM THE END OF ACTIVE RUNWAYS, 65.5 FEET FROM THE CENTERLINE OF ACTIVE TAXIWAYS, 44.5 FEET FROM T-HANGAR TAXIWAYS AND 10 FEET FROM THE EDGE OF ACTIVE APRONS.

WHEN IT IS NECESSARY FOR CONSTRUCTION VEHICLES TO OPERATE ON OR WITHIN THESE LIMITS, THE RUNWAY, TAXIWAYS OR APRON MUST BE CLOSED. THE CONTRACTOR WILL PROVIDE POSITIVE CONTROL OF CONSTRUCTION VEHICLES USING RADIO-EQUIPPED FLAGGERS. ALL CONTRACTOR'S EQUIPMENT USED IN ACTIVE AIRPORT OPERATIONS AREAS SHALL BE EQUIPPED WITH A FAA-STANDARD FLAG, AS REFERENCED IN FAA AC 150/5370-2, CURRENT ISSUE. AIRCRAFT SHALL HAVE THE RIGHT-OF-WAY. CONSTRUCTION VEHICLES SHALL NOT CROSS AN ACTIVE RUNWAY. THE COST OF ALL TRAFFIC CONTROL, BOTH WITHIN AND OUTSIDE OF AIRPORT OPERATIONS AREAS, IS TO BE INCIDENTAL TO THE CONTRACT.

WHEN NOT IN USE AND DURING NONWORKING HOURS, CONTRACTOR'S EQUIPMENT SHALL BE PARKED WITHIN THE CONTRACTOR'S EQUIPMENT STORAGE AND PARKING AREAS. THE EQUIPMENT STORAGE AND PARKING AREAS ARE TO BE LOCATED AS SHOWN ON THE SITE PLAN, SHEET 3. THE CONTRACTOR WILL BE RESPONSIBLE FOR MAINTAINING THE CONSTRUCTION ENTRANCE IN GOOD CONDITION. THE COST OF MAINTAINING THE CONSTRUCTION ENTRANCE IS TO BE INCIDENTAL TO THE CONTRACT.

AT NO TIME SHALL THE CONTRACTOR OPERATE OR PARK EQUIPMENT SO AS TO OBSTRUCT AN ACTIVE RUNWAY APPROACH SURFACE.

BEFORE REOPENING TEMPORARILY CLOSED RUNWAYS, TAXIWAYS OR ROADWAYS, THE CONTRACTOR SHALL INSPECT AND CLEAN, AS NECESSARY, THE PAVEMENT TO ASSURE THAT NO MATERIALS OR OBJECTS THAT MAY DAMAGE AIRCRAFT OR VEHICLES REMAIN. ANY REQUIRED CLEANING SHALL BE TO THE SATISFACTION OF THE RESIDENT ENGINEER AND AIRPORT OWNER AND IS INCIDENTAL TO THE CONTRACT.

ALL CONTRACTOR EQUIPMENT IS LIMITED TO A HEIGHT OF 25 FEET.

## NOTIFICATIONS BY CONTRACTOR

THE CONTRACTOR SHALL NOTIFY THE RESIDENT ENGINEER AND AIRPORT OWNER 7 DAYS IN ADVANCE OF THE CONTRACTOR'S CLOSING OF ACTIVE RUNWAYS, TAXIWAYS AND APRONS. THE DATE, TIME AND SCHEDULED DURATION OF THE CLOSING MUST BE APPROVED BY THE RESIDENT ENGINEER AND THE AIRPORT OWNER. THE CONTRACTOR SHALL NOTIFY THE RESIDENT ENGINEER AND AIRPORT OWNER 72 HOURS IN ADVANCE OF THE CONTRACTOR'S CLOSING OF OTHER ACTIVE ROADWAYS, AIRFIELD OR ROADWAY LIGHTING CIRCUITS, OR OTHER AIRPORT FACILITIES.

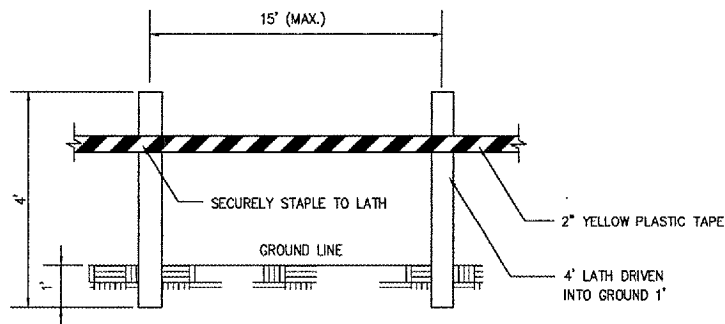
## CONTRACTOR'S USE OF SITE

THE CONTRACTOR SHALL NOT OPERATE WITHIN, ENCOACH UPON OR OBSTRUCT AIRPORT OPERATIONAL AREAS, INCLUDING ACTIVE RUNWAY, TAXIWAYS AND APRON SAFETY AREAS, OBJECT AND OBSTACLE FREE ZONES, RUNWAY PROTECTION ZONES AND AIRPORT IMAGINARY SURFACES AS DEFINED IN FEDERAL AVIATION REGULATIONS (FAR) PART 77, "OBJECTS AFFECTING NAVIGABLE AIRSPACE".

THE CONTRACTOR IS RESPONSIBLE FOR RESTORATION OF THE WORK AREA PRIOR TO BEGINNING WORK AT A NEW LOCATION.

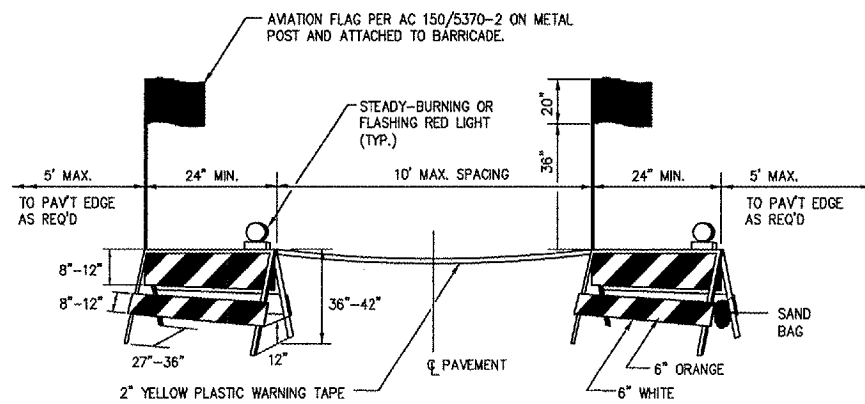
## UTILITY OUTAGES AND SHUTDOWNS

THE CONTRACTOR SHALL PROVIDE 72 HOURS PRIOR NOTICE OF ANY OUTAGES OR SHUTDOWNS TO THE OWNER AND THE AGENCY OWNING THE AFFECTED UTILITY. THE CONTRACTOR SHALL PROVIDE ANY TEMPORARY CONNECTIONS OR OTHER MEASURES AS MAY BE REQUIRED TO MAINTAIN SERVICE AS MAY BE REQUIRED BY THE OWNING AGENCY AT NO COST TO THE OWNER.




MATERIALS ARE TO BE APPROVED BY ENGINEER PRIOR TO INSTALLATION. COST OF MATERIALS, INSTALLATION, RELOCATION AND MAINTENANCE OF LATHING AND WARNING TAPE IS TO BE INCIDENTAL TO THE CONTRACT.

DETAIL A  
LATHING AND WARNING TAPE



BARRICADES ARE TO BE OF IDOT TYPE I. A STEADY-BURNING OR FLASHING RED LIGHT FACING PASSING TRAFFIC IS TO BE MOUNTED ABOVE THE TOP OF EACH BARRICADE FRAME. THE BARRICADE IS TO BE STABILIZED FROM WIND BY SANDBAGS PLACED ON THE FRAME OR OTHER METHODS APPROVED BY THE RESIDENT ENGINEER. NO PART OF THE REFLECTORIZED PORTION OF THE BARRICADE IS TO BE OBSTRUCTED IN ANY MANNER. COST OF FURNISHING, INSTALLING, RELOCATING, MAINTAINING AND REMOVING BARRICADES IS TO BE INCIDENTAL TO THE CONTRACT.

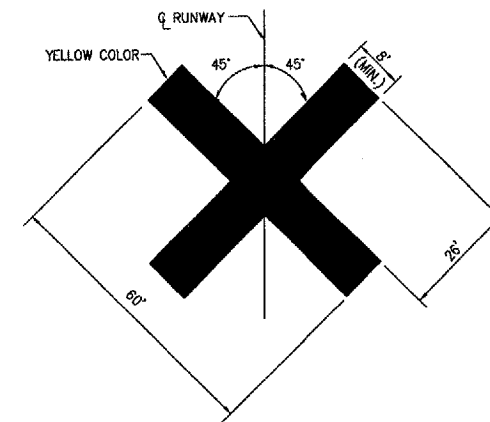
DETAIL B  
PAVEMENT BARRICADES



## NOTES

- THE COST OF SUPPLYING, PLACING, OPERATING, MAINTAINING AND REMOVING THE LIGHTED RUNWAY CLOSURE MARKERS WILL BE PAID UNDER ITEM AR800964.
- THE LIGHTED MARKERS SHALL COMPLY WITH FAA ADVISORY CIRCULAR 150/5345-55 AND THE SPECIAL PROVISIONS, AND SHALL BE MANUFACTURED BY SHERWIN INDUSTRIES, INC., HALIBRITE, INC. OR ANOTHER FAA-APPROVED MANUFACTURER.
- THE LIGHTED MARKERS SHALL BE PLACED OVER THE RUNWAY NUMERALS AS SHOWN IN THE PLANS AND AS DIRECTED BY THE ENGINEER.
- LIGHTED MARKERS SHALL BE SECURED FROM WIND EFFECTS BY THE CONTRACTOR AS RECOMMENDED BY THE MANUFACTURER.
- THE LIGHTED MARKERS SHALL BE IN PLACE AND OPERATING WHENEVER THE RUNWAY IS CLOSED AND REMOVED WHEN THE RUNWAY IS RE-OPENED.
- SHOULD IT BE NECESSARY FOR THE CONTRACTOR TO TEMPORARILY REMOVE THE LIGHTED MARKERS FROM SERVICE, SUCH INTERRUPTION SHALL BE DURING DAYLIGHT CONDITIONS ONLY. THE LIGHTED MARKER SHALL BE REPLACED WITH OWNER-SUPPLIED VINYL MARKERS, WHICH SHALL BE PLACED, SECURED AND REMOVED BY THE CONTRACTOR AS SHOWN IN THE DETAIL, THIS SHEET. THE COST OF THIS WORK SHALL BE INCLUDED IN ITEM AR800964.

## LIGHTED RUNWAY CLOSURE MARKER



## NOTES

- VINYL MARKERS SHALL BE FURNISHED BY THE OWNER. THE CONTRACTOR SHALL FURNISH ALL LABOR AND MATERIALS FOR INSTALLING, RELOCATING AND MAINTAINING THE MARKERS, WHOSE COST SHALL BE INCIDENTAL TO THE CONTRACT.
- CONTRACTOR SHALL LOCATE THE MARKERS ON TOP OF THE RUNWAY NUMERALS DURING CLOSURE OF THE RUNWAY.
- MARKERS TO BE SECURED BY CONTRACTOR AS RECOMMENDED BY THE MANUFACTURER.

## VINYL RUNWAY CLOSURE MARKER (DAYLIGHT EMERGENCY USE ONLY)

DETAIL C  
RUNWAY CLOSURE MARKER

LE038



HANSON PROFESSIONAL SERVICES INC.

815 Commerce Drive, Suite 200  
Oak Brook, Illinois 60523  
Telephone: 630.990.3800  
Fax: 630.990.3801

Illinois Professional Design Firm  
Registration No. 184-001084

© Copyright Hanson Professional Service Inc. 2007



JOLIET REGIONAL PORT DISTRICT

1 George Michas Drive  
Romeoville, Illinois 60446  
Telephone: 815.838.9497  
Fax: 815.838.9524

REMOVE AND REPLACE PORTIONS  
OF RUNWAY 9-27 AND TAXIWAY C

AIP PROJECT NO. 3-17-0140-B41  
IDA PROJECT NO. LOT-3709

No.	Drawing Issue Description	Date	By

Date  
JUNE 18, 2007

Sheet Title

## CONSTRUCTION AND SAFETY NOTES AND DETAILS

840-07B8053
Project Number
LDH 05/14/07
Layout By Date
LDH 05/14/07
Designed By Date
RMH 06/18/07
Reviewed By Date
LDH
Drawn By

P:\07\005\100940\107B0053\DRG\HW\NOTES\104-SAFETY NOTES.DWG JUN 19 2007 4:38PM DLB

DETAILS SHOWN ARE NOT TO SCALE





HANSON PROFESSIONAL SERVICES INC.

815 Commerce Drive, Suite 200  
Oak Brook, Illinois 60523  
Telephone: 630.990.3800  
Fax: 630.990.3801

Illinois Professional Design Firm  
Registration No. 184-001084

© Copyright Hanson Professional Service Inc. 2007

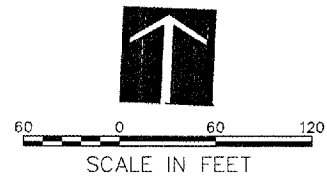
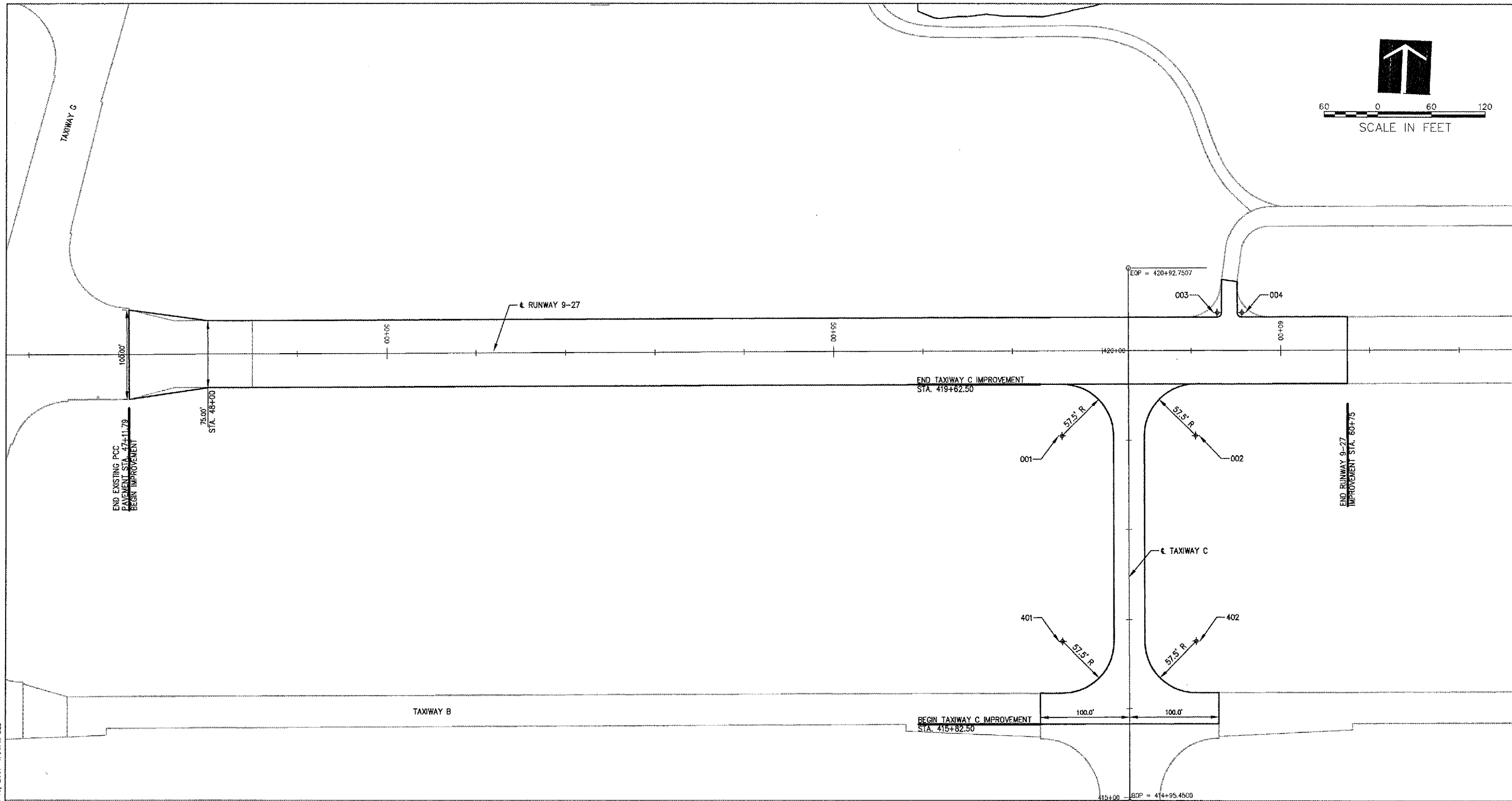


JOLIET REGIONAL PORT DISTRICT

1 George Michas Drive  
Romeoville, Illinois 60446  
Telephone: 815.838.9497  
Fax: 815.838.9524

REMOVE AND REPLACE PORTIONS  
OF RUNWAY 9-27 AND TAXIWAY C

AIP PROJECT NO. 3-17-0140-B41  
IDA PROJECT NO. LOT-3709



ALIGNMENT DATA

DESCRIPTION	STATION	PROJECT COORDINATES	
		NORTHING	EASTING
BEGINNING OF ALIGNMENT 000	45+00	1,799,938.24	1,048,958.68
END OF ALIGNMENT 000	65+00	1,800,022.84	1,050,956.89
BEGINNING OF ALIGNMENT 400	415+00	1,799,494.95	1,050,308.64
END OF ALIGNMENT 400	421+00	1,800,094.41	1,050,283.26

CURVE DATA

CURVE #	CENTER	P.C.	P.T.
001	57+55	57+55	58+12.50
	95.0' RT (57.5' RADIUS)	37.5' RT EL. = 667.67	95.0' RT EL. = 667.23
002	59+05	58+47.50	59+05
	95.0' RT (57.5' RADIUS)	95.0' RT EL. = 667.23	37.5' RT EL. = 667.82
003	59+29.16	59+29.16	59+34.16
	42.5' LT (5.0' RADIUS)	37.5' LT EL. = 667.83	42.5' LT EL. = 667.71
004	59+56.66	59+51.66	59+56.66
	42.5' LT (5.0' RADIUS)	42.5' LT EL. = 667.74	37.5' LT EL. = 667.84
401	416+75	416+17.50	416+75
	75.0' LT (57.5' RADIUS)	75.0' LT EL. = 666.35	17.5' LT EL. = 666.46
402	416+75	416+17.50	416+75
	75.0' RT (57.5' RADIUS)	75.0' RT EL. = 666.54	17.5' RT EL. = 666.46

NOTE:  
ALIGNMENTS ARE BASED ON PROJECT  
COORDINATES.

No.	Drawing Issue Description	Date	By

Date  
JUNE 18, 2007  
Sheet Title

ALIGNMENT AND  
CURVE DATA

840-07B8053	Project Number
LDH	06/11/07
LDH	06/11/07
LDH	06/18/07
LDH	---

P:\07\0051\00640\0780053\DRAWINGS\SHEETS\06-ALIGNMENT & CURVE DATA\DWG JAN 19, 2007 4:36PM BLB





HANSON PROFESSIONAL SERVICES INC.

815 Commerce Drive, Suite 200  
 Oak Brook, Illinois 60523  
 Telephone: 630.990.3800  
 Fax: 630.990.3801

Illinois Professional Design Firm  
 Registration No. 184-001084

© Copyright Hanson Professional Service Inc. 2007

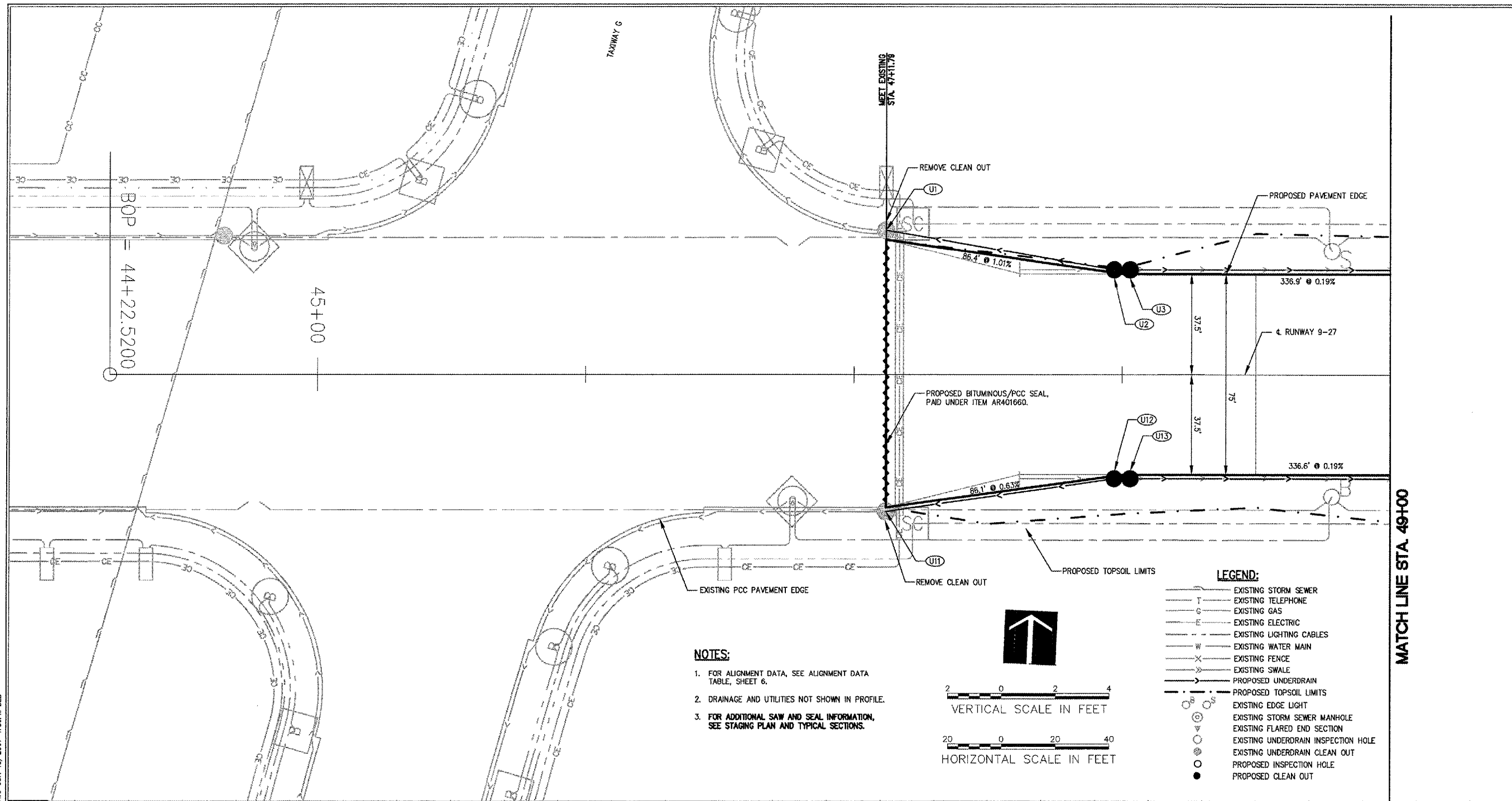


JOLIET REGIONAL PORT DISTRICT

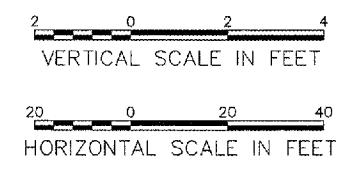
1 George Michas Drive  
 Romeoville, Illinois 60446  
 Telephone: 815.838.9497  
 Fax: 815.838.9524

REMOVE AND REPLACE PORTIONS  
 OF RUNWAY 9-27 AND TAXIWAY C

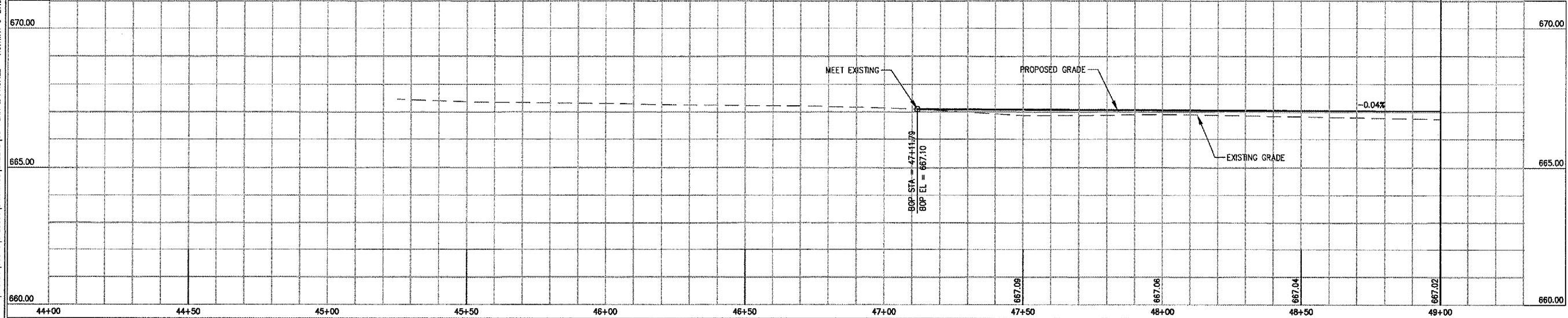
AIP PROJECT NO. 3-17-0140-B41  
 IDA PROJECT NO. LOT-3709



- NOTES:**
1. FOR ALIGNMENT DATA, SEE ALIGNMENT DATA TABLE, SHEET 6.
  2. DRAINAGE AND UTILITIES NOT SHOWN IN PROFILE.
  3. FOR ADDITIONAL SAW AND SEAL INFORMATION, SEE STAGING PLAN AND TYPICAL SECTIONS.



- LEGEND:**
- EXISTING STORM SEWER
  - EXISTING TELEPHONE
  - EXISTING GAS
  - EXISTING ELECTRIC
  - EXISTING LIGHTING CABLES
  - EXISTING WATER MAIN
  - EXISTING FENCE
  - EXISTING SWALE
  - PROPOSED UNDERDRAIN
  - PROPOSED TOPSOIL LIMITS
  - EXISTING EDGE LIGHT
  - EXISTING STORM SEWER MANHOLE
  - EXISTING FLARED END SECTION
  - EXISTING UNDERDRAIN INSPECTION HOLE
  - EXISTING UNDERDRAIN CLEAN OUT
  - PROPOSED INSPECTION HOLE
  - PROPOSED CLEAN OUT



MATCH LINE STA. 49+00

No.	Drawing Issue Description	Date	By

Date: JUNE 18, 2007  
 Sheet Title:

**PLAN AND PROFILE  
 RUNWAY 9-27  
 STA. 47+11.79 THRU  
 STA. 49+00**

840-07B8053

Project Number	LDH	05/31/07
Layout By	Date	
LDH	05/31/07	
Designed By	Date	
RMH	06/18/07	
Reviewed By	Date	
Drawn By	Date	

I:\07\0651\00640\072003\DRAWINGS\SHEETS\06-PLAN & PROFILE - RUNWAY 9-27.DWG JUN 19, 2007 4:36PM BLB





HANSON PROFESSIONAL SERVICES INC.

815 Commerce Drive, Suite 200  
Oak Brook, Illinois 60523  
Telephone: 630.990.3800  
Fax: 630.990.3801

Illinois Professional Design Firm  
Registration No. 184-001084

© Copyright Hanson Professional Service Inc. 2007

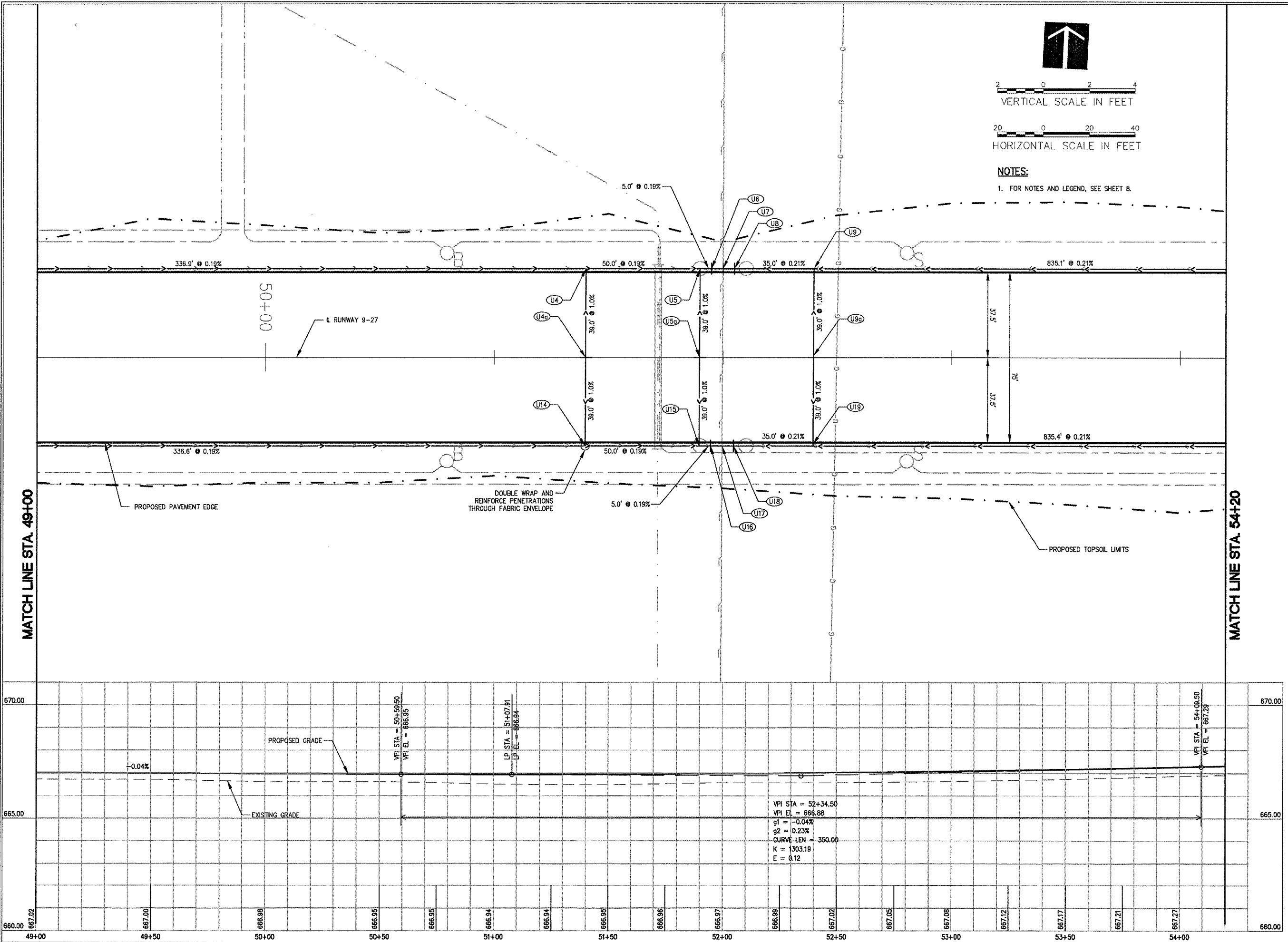


JOLIET REGIONAL PORT DISTRICT

1 George Michas Drive  
Romeoville, Illinois 60446  
Telephone: 815.838.9497  
Fax: 815.838.9524

REMOVE AND REPLACE PORTIONS  
OF RUNWAY 9-27 AND TAXIWAY C

AIP PROJECT NO. 3-17-0140-B41  
IDA PROJECT NO. LOT-3709



2 0 2 4  
VERTICAL SCALE IN FEET

20 0 20 40  
HORIZONTAL SCALE IN FEET

NOTES:

1. FOR NOTES AND LEGEND, SEE SHEET 8.


No.	Drawing Issue Description	Date	By

Date  
JUNE 18, 2007  
Sheet Title

PLAN AND PROFILE  
RUNWAY 9-27  
STA. 49+00 THRU  
STA. 54+20

840-0788053  
Project Number  
LDH 05/31/07  
Layout By Date  
LDH 05/31/07  
Designed By Date  
RMH 06/18/07  
Reviewed By Date  
Drawn By Date  
Sheet No.

P:\07\085\0004\0788053\DRAWINGS\SHEETS\09-PLAN & PROFILE - RUNWAY 9-27.DWG JUN 19, 2007 4:36PM BLB



HANSON PROFESSIONAL SERVICES INC.

815 Commerce Drive, Suite 200  
Oak Brook, Illinois 60523  
Telephone: 630.990.3800  
Fax: 630.990.3801

Illinois Professional Design Firm  
Registration No. 184-001084

© Copyright Hanson Professional Service Inc. 2007

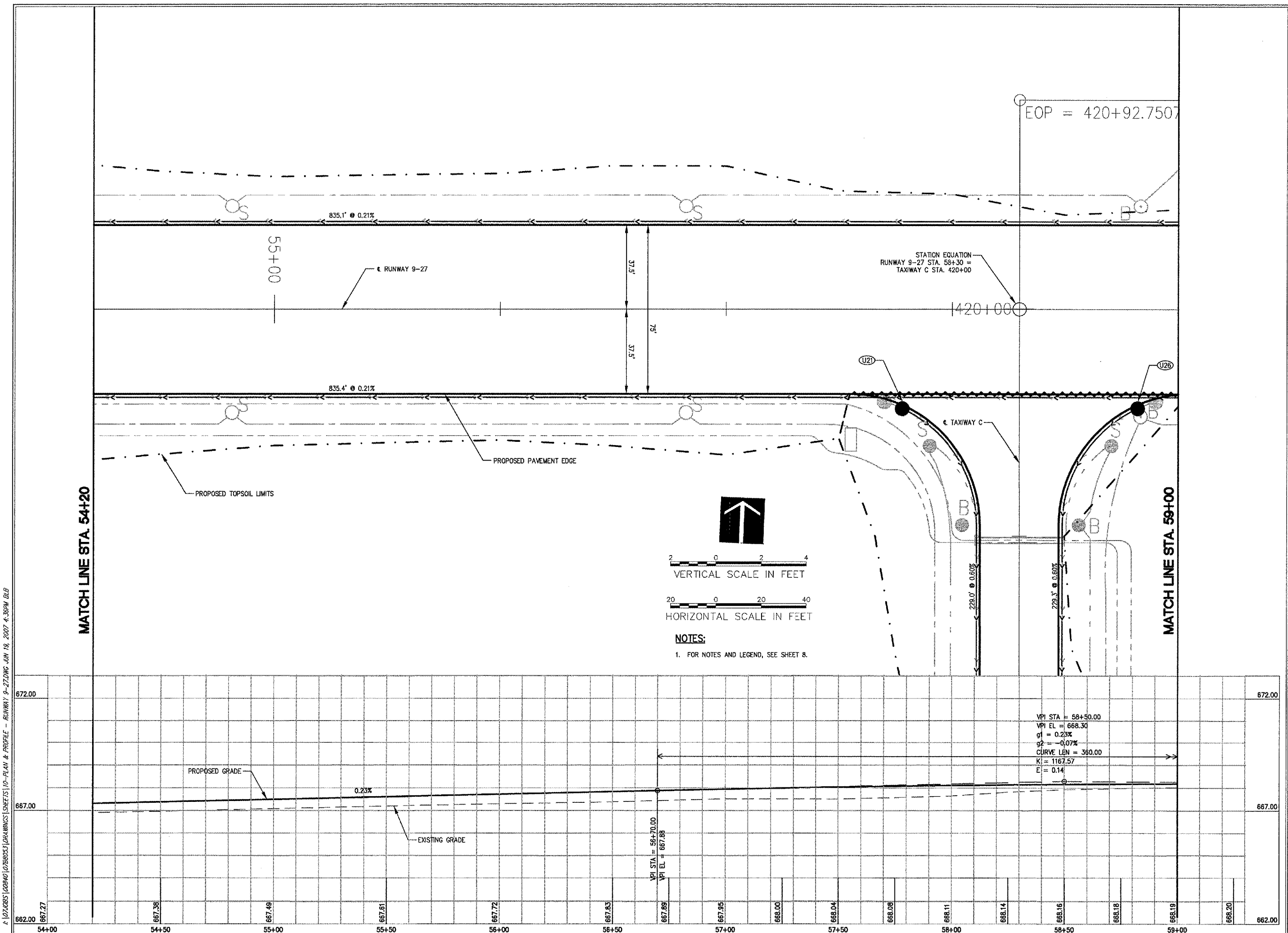


JOLIET REGIONAL PORT DISTRICT

1 George Michas Drive  
Romeoville, Illinois 60446  
Telephone: 815.838.9497  
Fax: 815.838.9524

REMOVE AND REPLACE PORTIONS  
OF RUNWAY 9-27 AND TAXIWAY C

AIP PROJECT NO. 3-17-0140-B41  
IDA PROJECT NO. LOT-3709



No.	Drawing Issue	Description	Date	By

Date: JUNE 18, 2007  
 Sheet Title: PLAN AND PROFILE RUNWAY 9-27 STA. 54+20 THRU STA. 59+00

840-07B8053  
 Project Number: LDH 05/31/07  
 Layout By: LDH 05/31/07  
 Designed By: RMH 06/18/07  
 Reviewed By: \_\_\_\_\_  
 Drawn By: \_\_\_\_\_

I:\171025\102940\07B8053\DRAWINGS\10-PLAN & PROFILE - RUNWAY 9-27.DWG JUN 19, 2007 4:36PM DLB



HANSON PROFESSIONAL SERVICES INC.

815 Commerce Drive, Suite 200  
Oak Brook, Illinois 60523  
Telephone: 630.990.3800  
Fax: 630.990.3801

Illinois Professional Design Firm  
Registration No. 184-001084

© Copyright Hanson Professional Service Inc. 2007


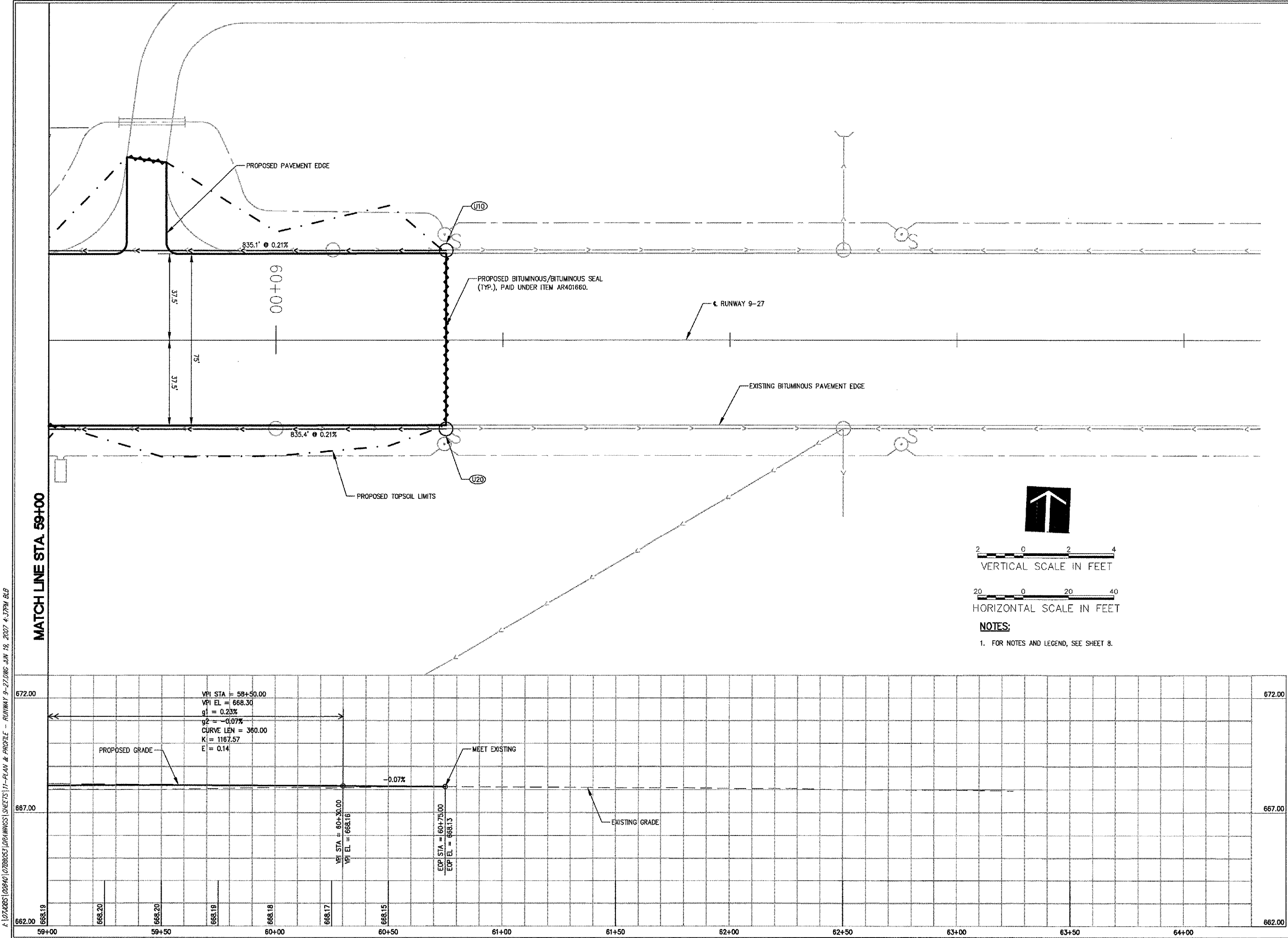


JOLIET REGIONAL PORT DISTRICT

1 George Michas Drive  
Romeoville, Illinois 60446  
Telephone: 815.838.9497  
Fax: 815.838.9524

REMOVE AND REPLACE PORTIONS  
OF RUNWAY 9-27 AND TAXIWAY C

AIP PROJECT NO. 3-17-0140-B41  
IDA PROJECT NO. LOT-3709



**NOTES:**  
1. FOR NOTES AND LEGEND, SEE SHEET 8.



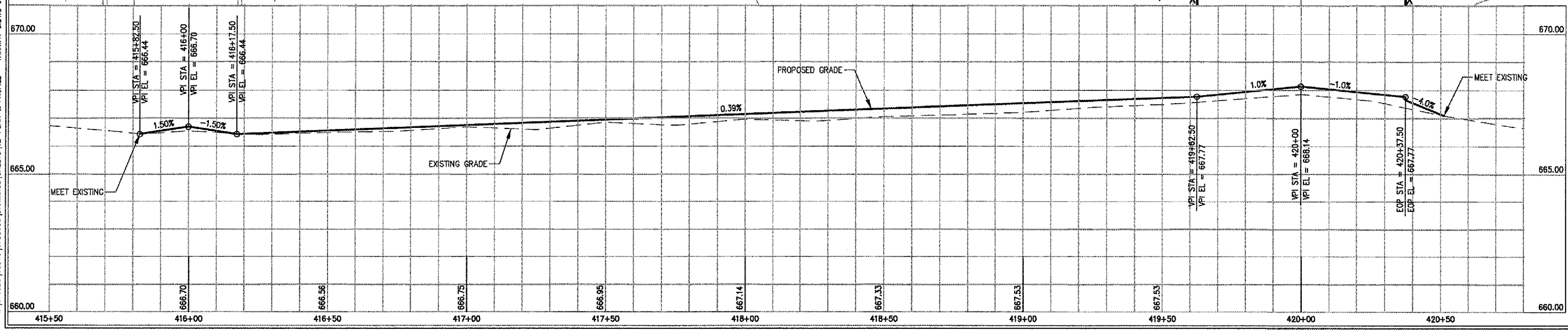
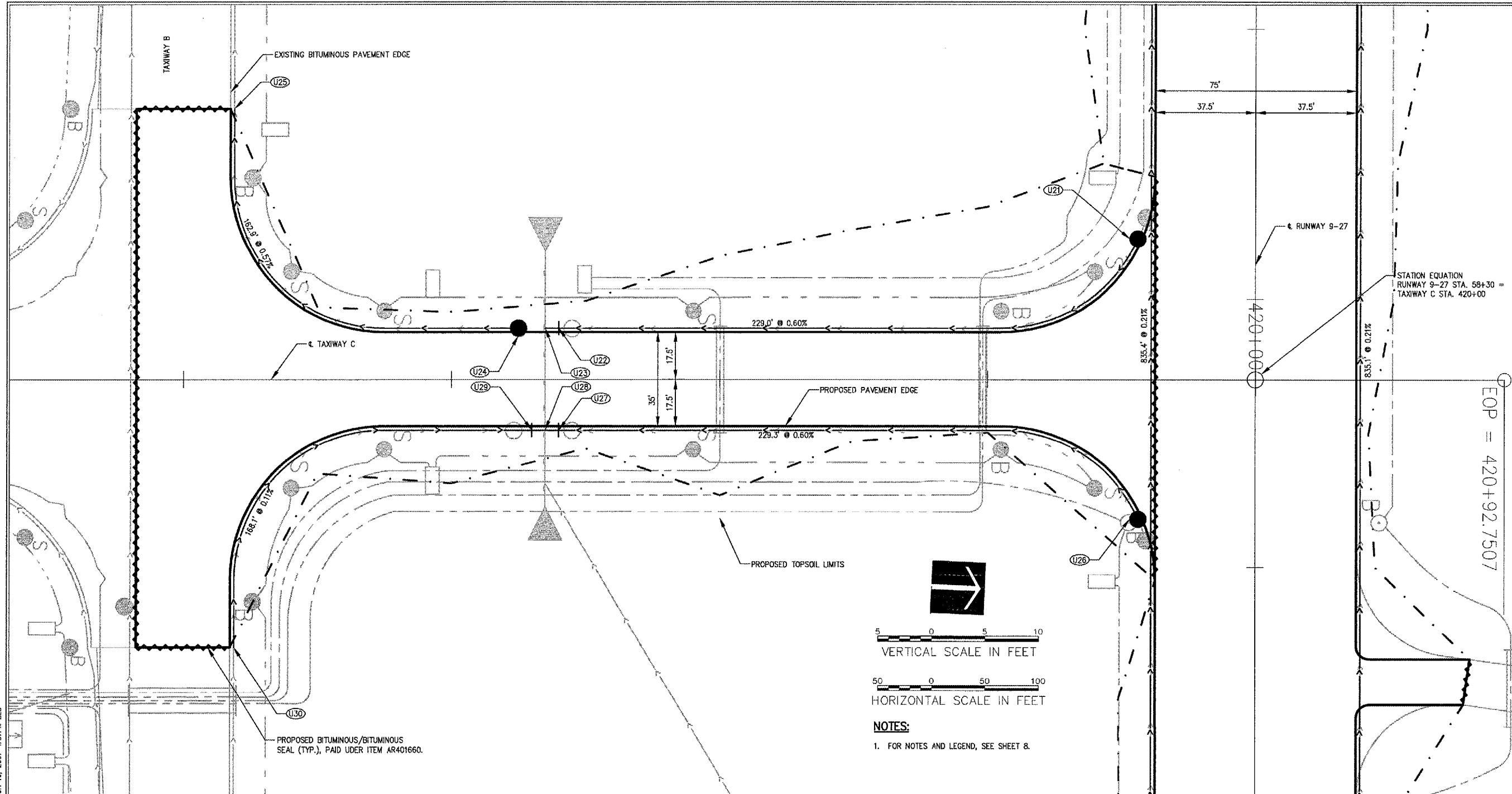
No.	Drawing Issue Description	Date	By

Date  
JUNE 18, 2007  
Sheet Title

**PLAN AND PROFILE  
RUNWAY 9-27  
STA. 59+00 THRU  
STA. 64+00**

840-07B8053	
Project Number	
LDH 05/31/07	
Layout By	Date
LDH 05/31/07	
Designed By	Date
RMH 06/18/07	
Reviewed By	Date
Drawn By	Sheet No.

A:\071005\02040\020005\DRAWINGS\SHEETS\11-PLAN & PROFILE - RUNWAY 9-27.DWG JUN 19, 2007 4:37PM BLB



**NOTES:**  
1. FOR NOTES AND LEGEND, SEE SHEET 8.

LE038



HANSON PROFESSIONAL SERVICES INC.

815 Commerce Drive, Suite 200  
Oak Brook, Illinois 60523  
Telephone: 630.990.3800  
Fax: 630.990.3801

Illinois Professional Design Firm  
Registration No. 184-001084

© Copyright Hanson Professional Service Inc. 2007



JOLIET REGIONAL PORT DISTRICT

1 George Michas Drive  
Romeoville, Illinois 60446  
Telephone: 815.838.9497  
Fax: 815.838.9524

REMOVE AND REPLACE PORTIONS  
OF RUNWAY 9-27 AND TAXIWAY C

AIP PROJECT NO. 3-17-0140-B41  
IDA PROJECT NO. LOT-3709

No.	Drawing Issue Description	Date	By

Date  
JUNE 18, 2007

Sheet Title

**PLAN AND PROFILE  
TAXIWAY C  
ADDITIVE ALTERNATE NO. 1**

840-07B8053

Project Number	LDH	Date
Layout By	LDH	06/06/07
Designed By	RMH	06/18/07
Reviewed By		
Drawn By		



HANSON PROFESSIONAL SERVICES INC.

815 Commerce Drive, Suite 200  
Oak Brook, Illinois 60523  
Telephone: 630.990.3800  
Fax: 630.990.3801

Illinois Professional Design Firm  
Registration No. 184-001084

© Copyright Hanson Professional Service Inc. 2007

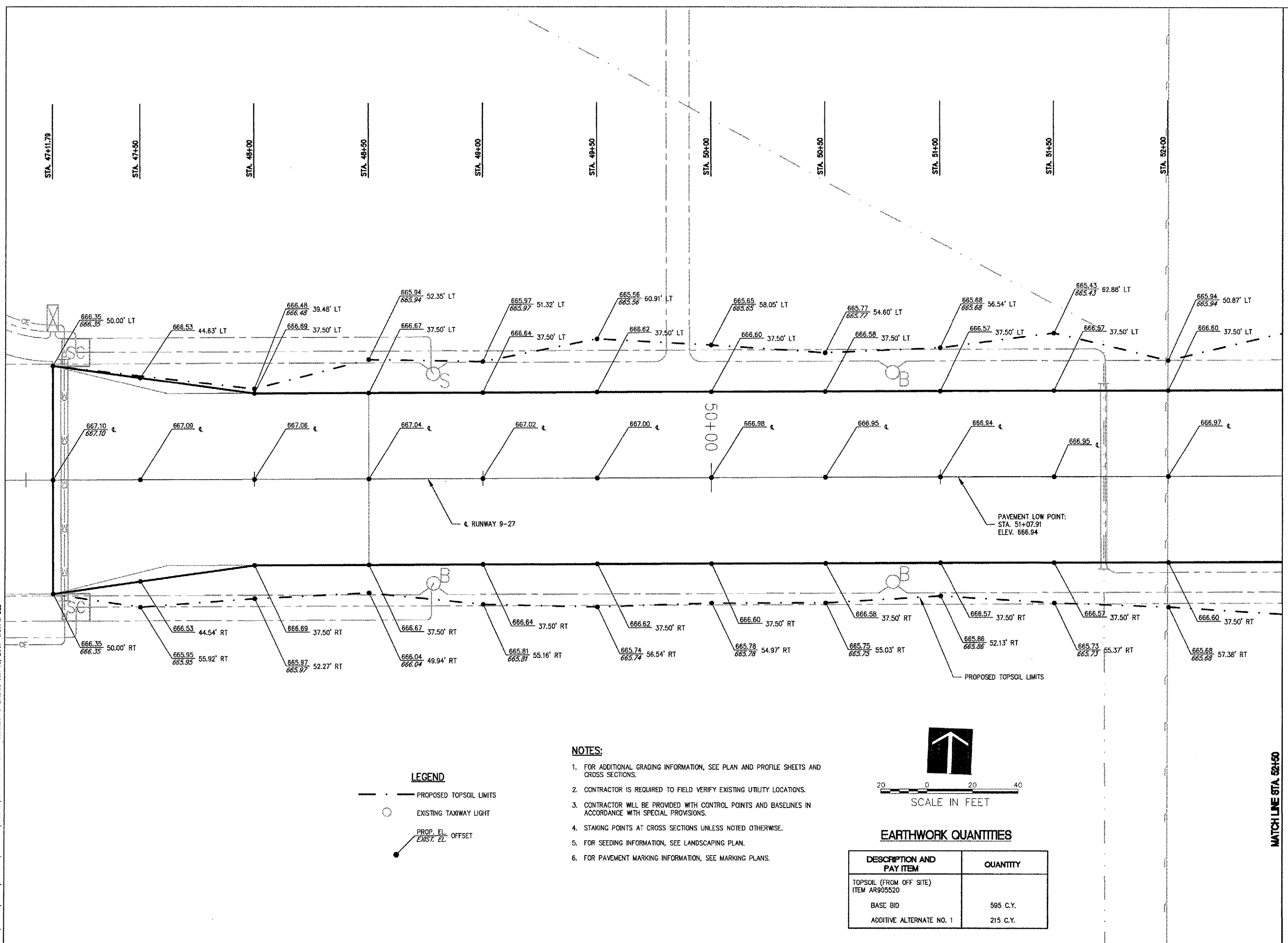


JOLIET REGIONAL PORT DISTRICT

1 George Michas Drive  
Romeoville, Illinois 60446  
Telephone: 815.836.9497  
Fax: 815.838.9524

REMOVE AND REPLACE PORTIONS  
OF RUNWAY 9-27 AND TAXIWAY C

AIP PROJECT NO. 3-17-0140-B41  
IDA PROJECT NO. LOT-3709



A: 107.0051 (00840) (07/2005) (DRAWINGS) SHEETS 13 - STAKING PLAN - RUNWAY 9-27 DURING JUN 18, 2007 4:37PM BLE

MATCH LINE STA. 52+50

No.	Drawing Issue Description	Date	By

Date  
JUNE 18, 2007

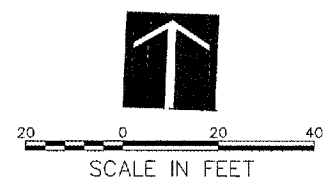
Sheet Title  
**STAKING PLAN  
RUNWAY 9-27  
STA. 47+11.79 THRU  
STA. 52+50**

840-07B8053	
Project Number	06/12/07
LDH	06/12/07
Layout By	Date
LDH	06/12/07
Designed By	Date
RMH	06/18/07
Reviewed By	Date
LDH	---
Drawn By	Sheet No.

- NOTES:**
- FOR ADDITIONAL GRADING INFORMATION, SEE PLAN AND PROFILE SHEETS AND CROSS SECTIONS.
  - CONTRACTOR IS REQUIRED TO FIELD VERIFY EXISTING UTILITY LOCATIONS.
  - CONTRACTOR WILL BE PROVIDED WITH CONTROL POINTS AND BASELINES IN ACCORDANCE WITH SPECIAL PROVISIONS.
  - STAKING POINTS AT CROSS SECTIONS UNLESS NOTED OTHERWISE.
  - FOR SEEDING INFORMATION, SEE LANDSCAPING PLAN.
  - FOR PAVEMENT MARKING INFORMATION, SEE MARKING PLANS.

**LEGEND**

- — — — — PROPOSED TOPSOIL LIMITS
- EXISTING TAXIWAY LIGHT
- PROP. EL. OFFSET  
EXIST. EL.



**EARTHWORK QUANTITIES**

DESCRIPTION AND PAY ITEM	QUANTITY
TOPSOIL (FROM OFF SITE) ITEM AR905520	595 C.Y.
BASE BID	215 C.Y.
ADDITIVE ALTERNATE NO. 1	215 C.Y.

LE038



HANSON PROFESSIONAL SERVICES INC.

815 Commerce Drive, Suite 200  
Oak Brook, Illinois 60523  
Telephone: 630.990.3800  
Fax: 630.990.3801

Illinois Professional Design Firm  
Registration No. 184-001084

© Copyright Hanson Professional Service Inc. 2007



JOLIET REGIONAL PORT DISTRICT

1 George Michas Drive  
Romeoville, Illinois 60448  
Telephone: 815.838.9497  
Fax: 815.838.9524

REMOVE AND REPLACE PORTIONS  
OF RUNWAY 9-27 AND TAXIWAY C

AIP PROJECT NO. 3-17-0140-B41  
IDA PROJECT NO. LOT-3709

No.	Drawing Issue Description	Date	By

Date

JUNE 18, 2007

Sheet Title

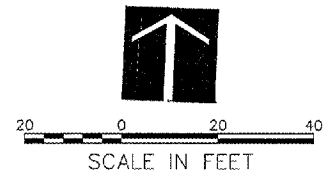

STAKING PLAN  
RUNWAY 9-27  
STA. 52+50 THRU  
STA. 57+00

840-07B8053

Project Number	
LDH	06/12/07
Layout By	Date
LDH	06/12/07
Designed By	Date
RMH	06/18/07
Reviewed By	Date
LDH	
Drawn By	

14

Sheet No.



**NOTES:**  
1. FOR NOTES AND LEGEND, SEE SHEET 13.

I:\1074005\1074005\1074005\DRAWINGS\SHEETS\14-STAKING PLAN - RUNWAY 9-27.DWG JAN 19, 2007 4:37PM BLE

MATCH LINE STA. 52+50

MATCH LINE STA. 57+00



HANSON PROFESSIONAL SERVICES INC.

815 Commerce Drive, Suite 200  
Oak Brook, Illinois 60523  
Telephone: 630.990.3800  
Fax: 630.990.3801

Illinois Professional Design Firm  
Registration No. 184-001084

© Copyright Hanson Professional Service Inc. 2007



JOLIET REGIONAL PORT DISTRICT

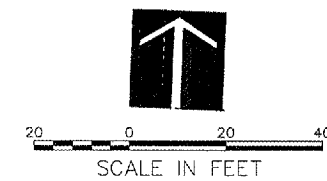
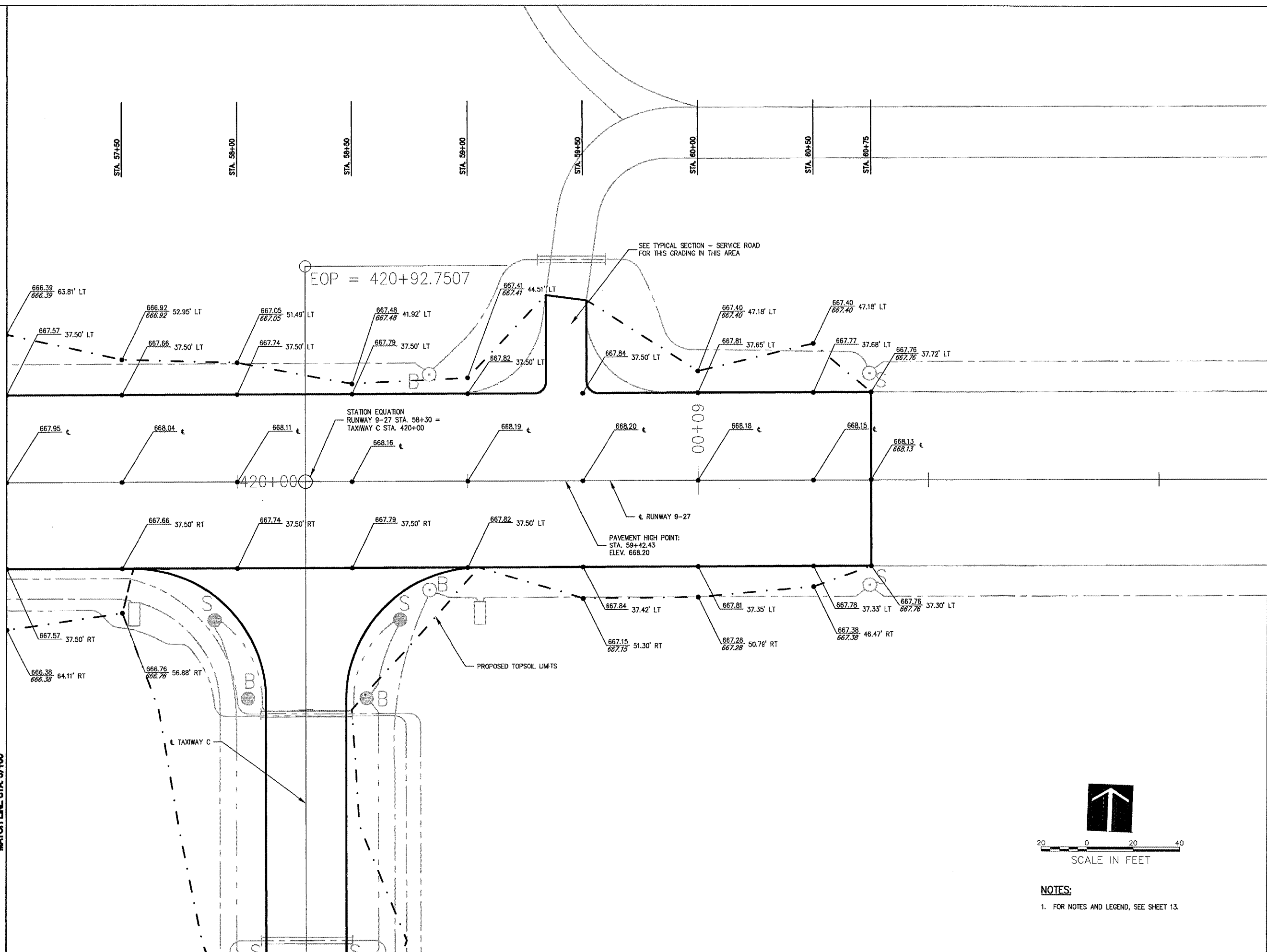
1 George Michas Drive  
Romeoville, Illinois 60446  
Telephone: 815.838.9497  
Fax: 815.838.9524

REMOVE AND REPLACE PORTIONS  
OF RUNWAY 9-27 AND TAXIWAY C

AIP PROJECT NO. 3-17-0140-B41  
IDA PROJECT NO. LOT-3709

A: 10/2/05 [00840] (07/28/05) [DRAFTING] [SHEET 15] - STAKING PLAN - RUNWAY 9-27 DURING JAN. 19, 2007 4:37PM BLD

MATCH LINE STA. 57+00



**NOTES:**  
1. FOR NOTES AND LEGEND, SEE SHEET 13.

No.	Drawing Issue Description	Date	By

Date  
JUNE 18, 2007

Sheet Title  
**STAKING PLAN  
RUNWAY 9-27  
STA. 57+00 THRU  
STA. 62+00**

840-07B8053	
Project Number	
LDH	06/12/07
Layed By	Date
LDH	06/12/07
Designed By	Date
RMH	06/18/07
Reviewed By	Date
LDH	
Drawn By	
	Sheet No.



HANSON PROFESSIONAL SERVICES INC.

815 Commerce Drive, Suite 200  
Oak Brook, Illinois 60523  
Telephone: 630.990.3800  
Fax: 630.990.3801

Illinois Professional Design Firm  
Registration No. 184-001084

© Copyright Hanson Professional Service Inc. 2007



JOLIET REGIONAL PORT DISTRICT

1 George Michas Drive  
Romeoville, Illinois 60446  
Telephone: 815.838.9497  
Fax: 815.838.9524

REMOVE AND REPLACE PORTIONS  
OF RUNWAY 9-27 AND TAXIWAY C

AIP PROJECT NO. 3-17-0140-B41  
IDA PROJECT NO. LOT-3709

SEE SHEET 17 FOR FILLET INFORMATION.

PROPOSED TOPSOIL LIMITS

TAXIWAY C

SEE SHEET 17 FOR FILLET INFORMATION.

STA. 419+00

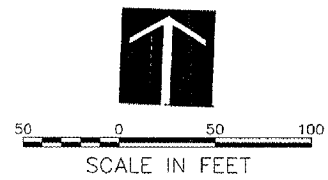
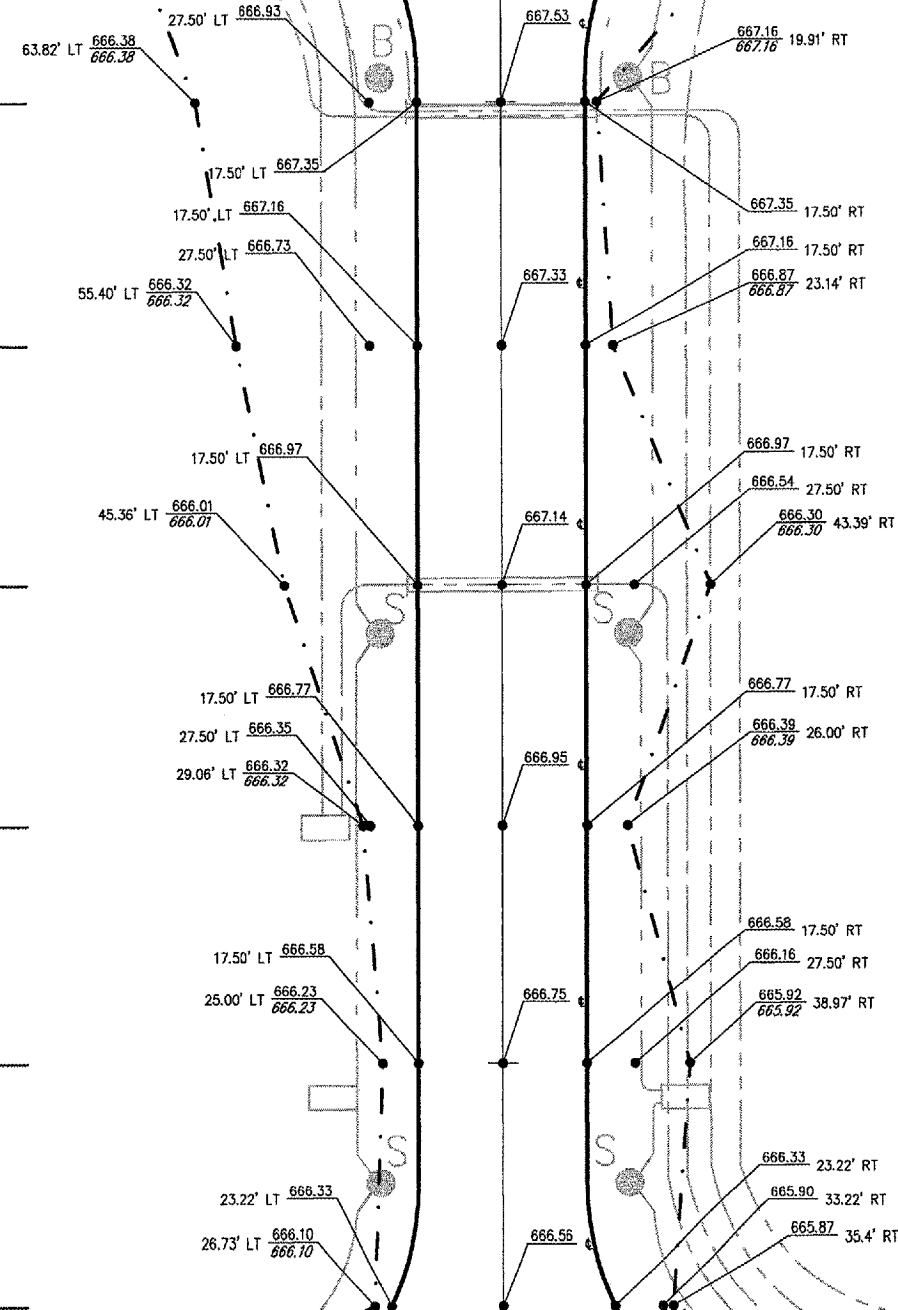
STA. 418+50

STA. 418+00

STA. 417+50

STA. 417+00

STA. 416+50



NOTES:  
1. FOR NOTES AND LEGEND, SEE SHEET 13.

No.	Drawing Issue Description	Date	By

Date  
JUNE 18, 2007

Sheet Title

STAKING PLAN  
TAXIWAY C  
ADDITIVE ALTERNATE NO. 1

840-07B8053  
Project Number  
LDH 06/12/07  
Layout By Date  
LDH 06/12/07  
Designed By Date  
RMH 06/18/07  
Reviewed By Date  
LDH  
Drawn By

I:\2007\00940\07B8053\DRAWINGS\16-STAKING PLAN - TAXIWAY C.DWG JUN 19, 2007 4:37PM BLB





HANSON PROFESSIONAL SERVICES INC.

815 Commerce Drive, Suite 200  
Oak Brook, Illinois 60523  
Telephone: 630.990.3800  
Fax: 630.990.3801

Illinois Professional Design Firm  
Registration No. 184-001084

© Copyright Hanson Professional Service Inc. 2007

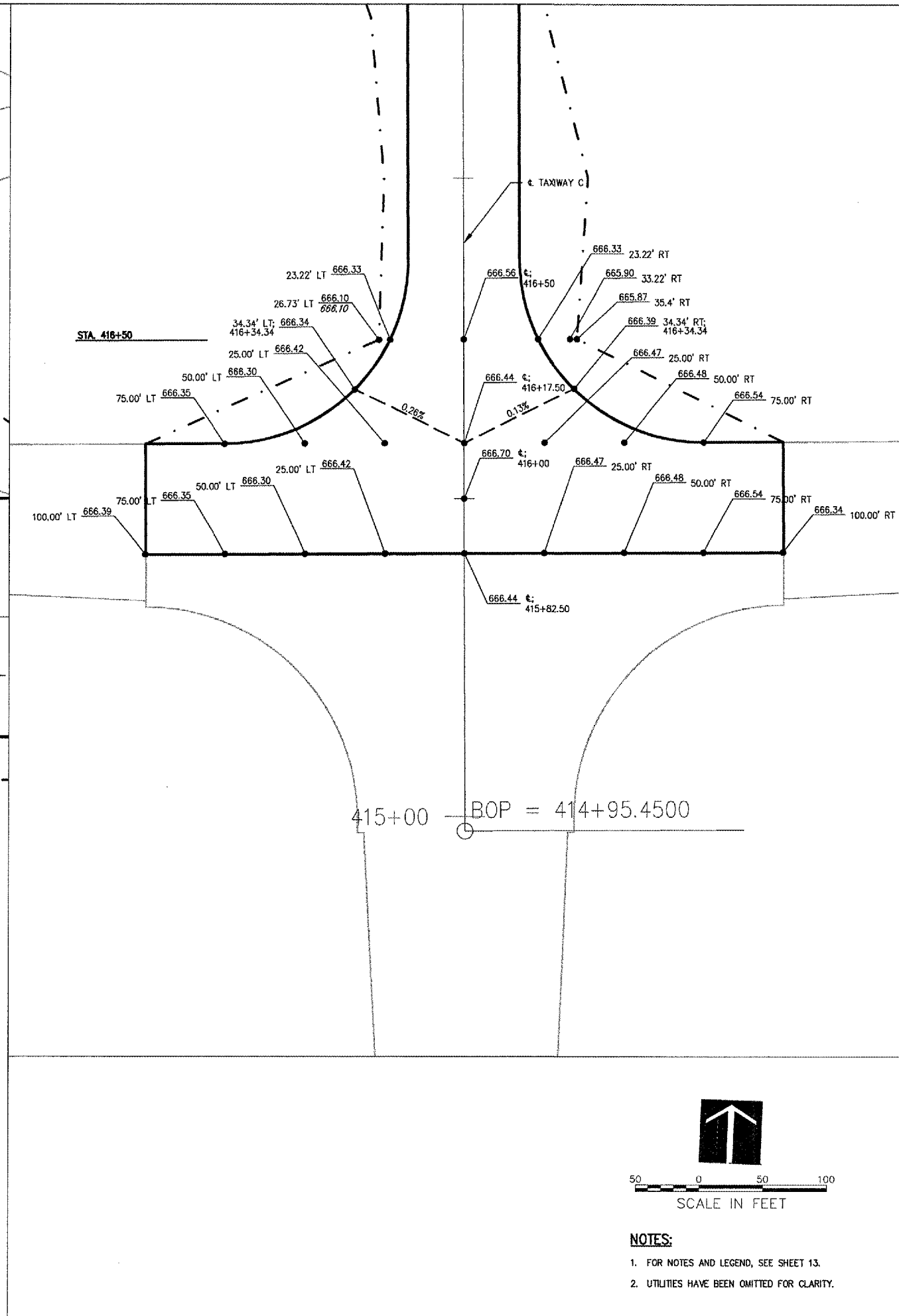
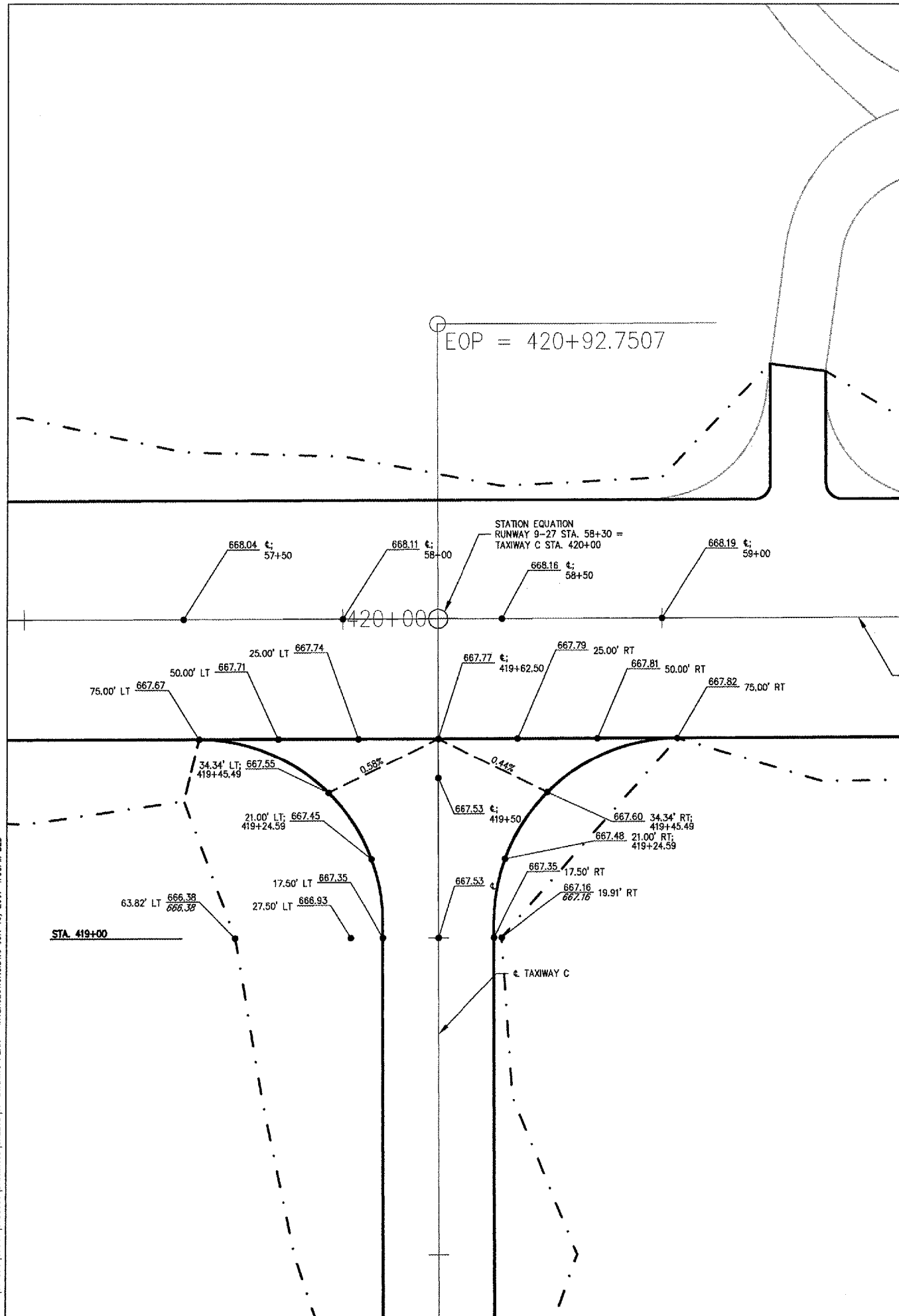


JOLIET REGIONAL PORT DISTRICT

1 George Michas Drive  
Romeoville, Illinois 60446  
Telephone: 815.838.9497  
Fax: 815.838.9524

REMOVE AND REPLACE PORTIONS  
OF RUNWAY 9-27 AND TAXIWAY C

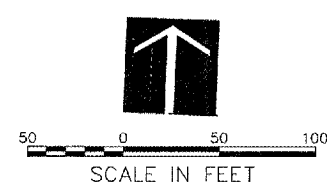
AIP PROJECT NO. 3-17-0140-B41  
IDA PROJECT NO. LOT-3709



4: 1074065 (00840) (078063) (DRAWINGS) SHEETS 17 - STAKING PLAN - INTERSECTIONS.DWG JUN 18, 2007 4:38PM BLP

No.	Drawing Issue Description	Date	By

Date  
JUNE 18, 2007  
Sheet Title



**NOTES:**  
1. FOR NOTES AND LEGEND, SEE SHEET 13.  
2. UTILITIES HAVE BEEN OMITTED FOR CLARITY.

**STAKING PLAN INTERSECTIONS**

840-07B8053  
Project Number  
LDH 06/12/07  
Layout By Date  
LDH 06/12/07  
Designed By Date  
RMH 06/18/07  
Reviewed By Date  
LDH  
Drawn By Sheet No.



HANSON PROFESSIONAL SERVICES INC.

815 Commerce Drive, Suite 200  
Oak Brook, Illinois 60523  
Telephone: 630.990.3800  
Fax: 630.990.3801

Illinois Professional Design Firm  
Registration No. 184-001084

© Copyright Hanson Professional Service Inc. 2007

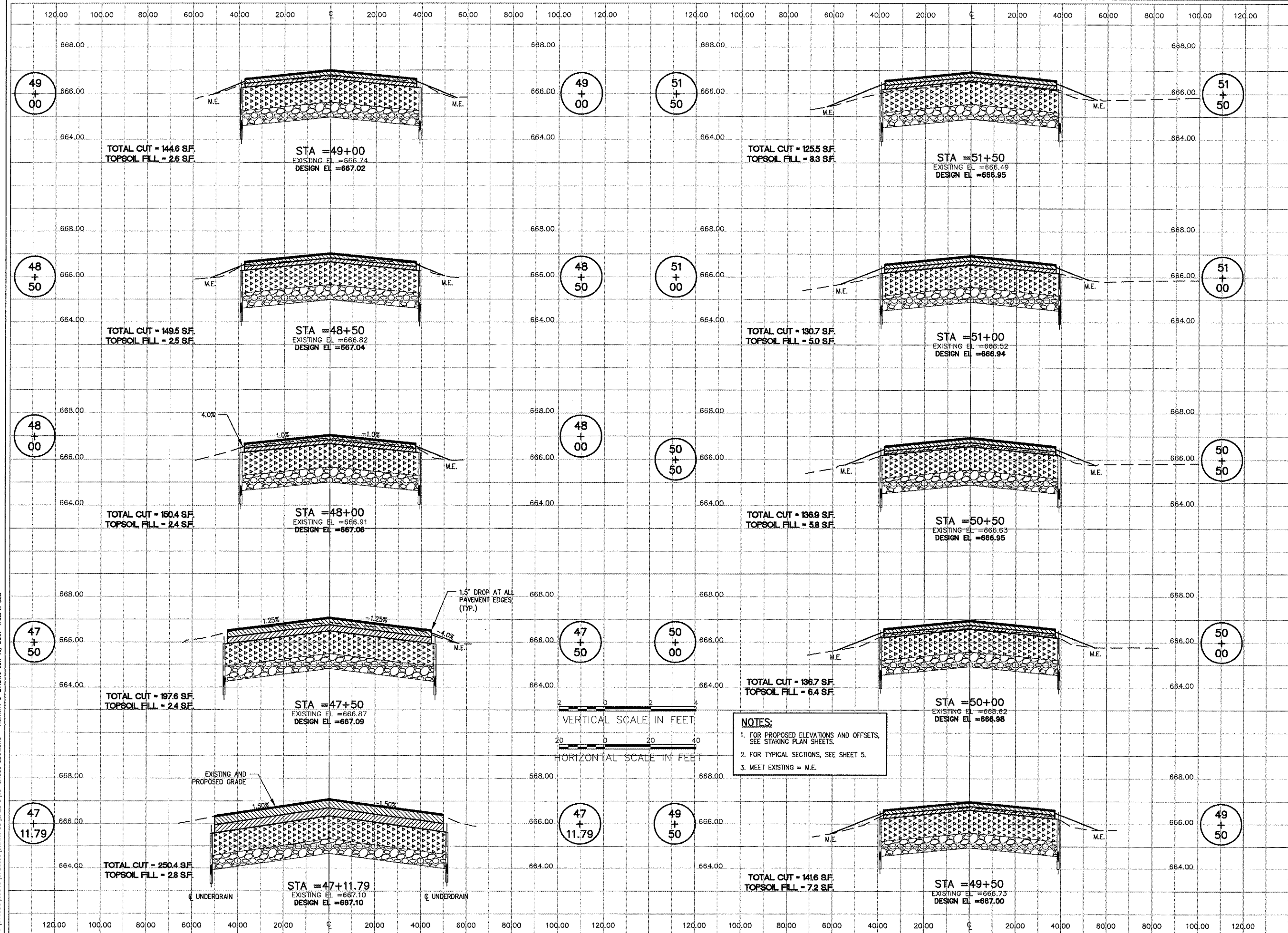


JOLIET REGIONAL PORT DISTRICT

1 George Michas Drive  
Romeoville, Illinois 60446  
Telephone: 815.838.9497  
Fax: 815.838.9524

REMOVE AND REPLACE PORTIONS  
OF RUNWAY 9-27 AND TAXIWAY C

AIP PROJECT NO. 3-17-0140-B4I  
IDA PROJECT NO. LOT-3709



**NOTES:**

- FOR PROPOSED ELEVATIONS AND OFFSETS, SEE STAKING PLAN SHEETS.
- FOR TYPICAL SECTIONS, SEE SHEET 5.
- MEET EXISTING = M.E.

No.	Drawing Issue Description	Date	By

Date: JUNE 18, 2007

Sheet Title: CROSS SECTIONS RUNWAY 9-27 STA. 47+11.79 THRU STA. 51+50

840-07B8053  
Project Number: LDH 06/05/07  
Layout By: LDH 06/05/07  
Designed By: RMH 06/18/07  
Reviewed By: LDH  
Drawn By: \_\_\_\_\_

4-1072085 (06/04) (07/2003) DRAWINGS SHEETS 18-CROSS SECTIONS - RUNWAY 9-27.DWG JUN 19, 2007 4:38PM BLP



HANSON PROFESSIONAL SERVICES INC.

815 Commerce Drive, Suite 200  
Oak Brook, Illinois 60523  
Telephone: 630.990.3800  
Fax: 630.990.3801

Illinois Professional Design Firm  
Registration No. 184-001084

© Copyright Hanson Professional Service Inc. 2007

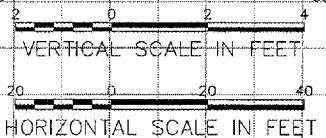
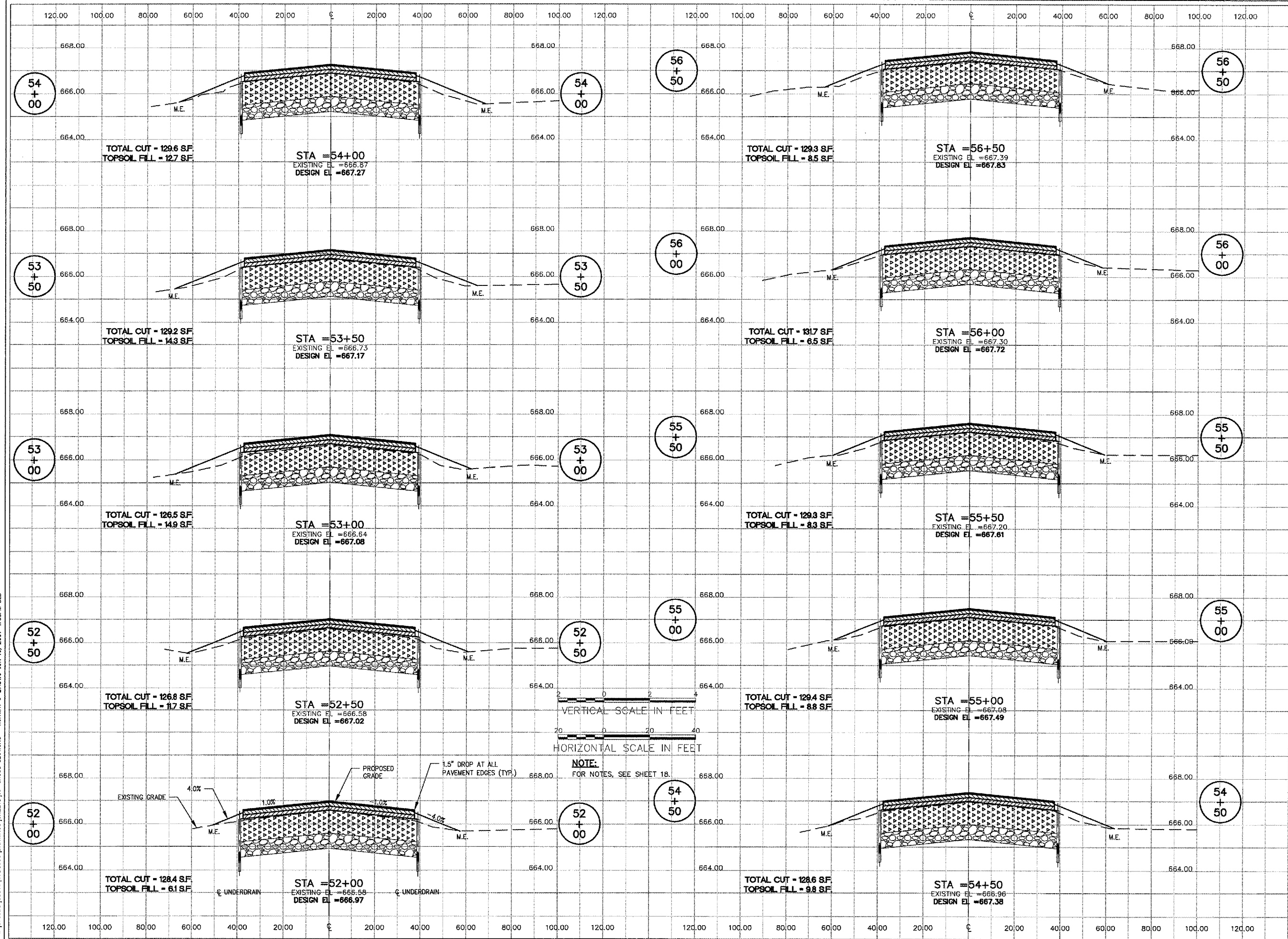


JOLIET REGIONAL PORT DISTRICT

1 George Michas Drive  
Romeoville, Illinois 60446  
Telephone: 815.838.9497  
Fax: 815.838.9524

REMOVE AND REPLACE PORTIONS  
OF RUNWAY 9-27 AND TAXIWAY C

AIP PROJECT NO. 3-17-0140-B41  
IDA PROJECT NO. LOT-3709



NOTE:  
FOR NOTES, SEE SHEET 18.

No.	Drawing Issue Description	Date	By

Date: JUNE 18, 2007  
Sheet Title:

**CROSS SECTIONS  
RUNWAY 9-27  
STA. 52+00 THRU  
STA. 56+50**

840-07B8053
Project Number
LDH 06/05/07
Layout By Date
LDH 06/05/07
Designed By Date
RMH 06/18/07
Reviewed By Date
LDH
Drawn By



HANSON PROFESSIONAL SERVICES INC.

815 Commerce Drive, Suite 200  
Oak Brook, Illinois 60523  
Telephone: 630.990.3800  
Fax: 630.990.3801

Illinois Professional Design Firm  
Registration No. 184-001084

© Copyright Hanson Professional Service Inc. 2007

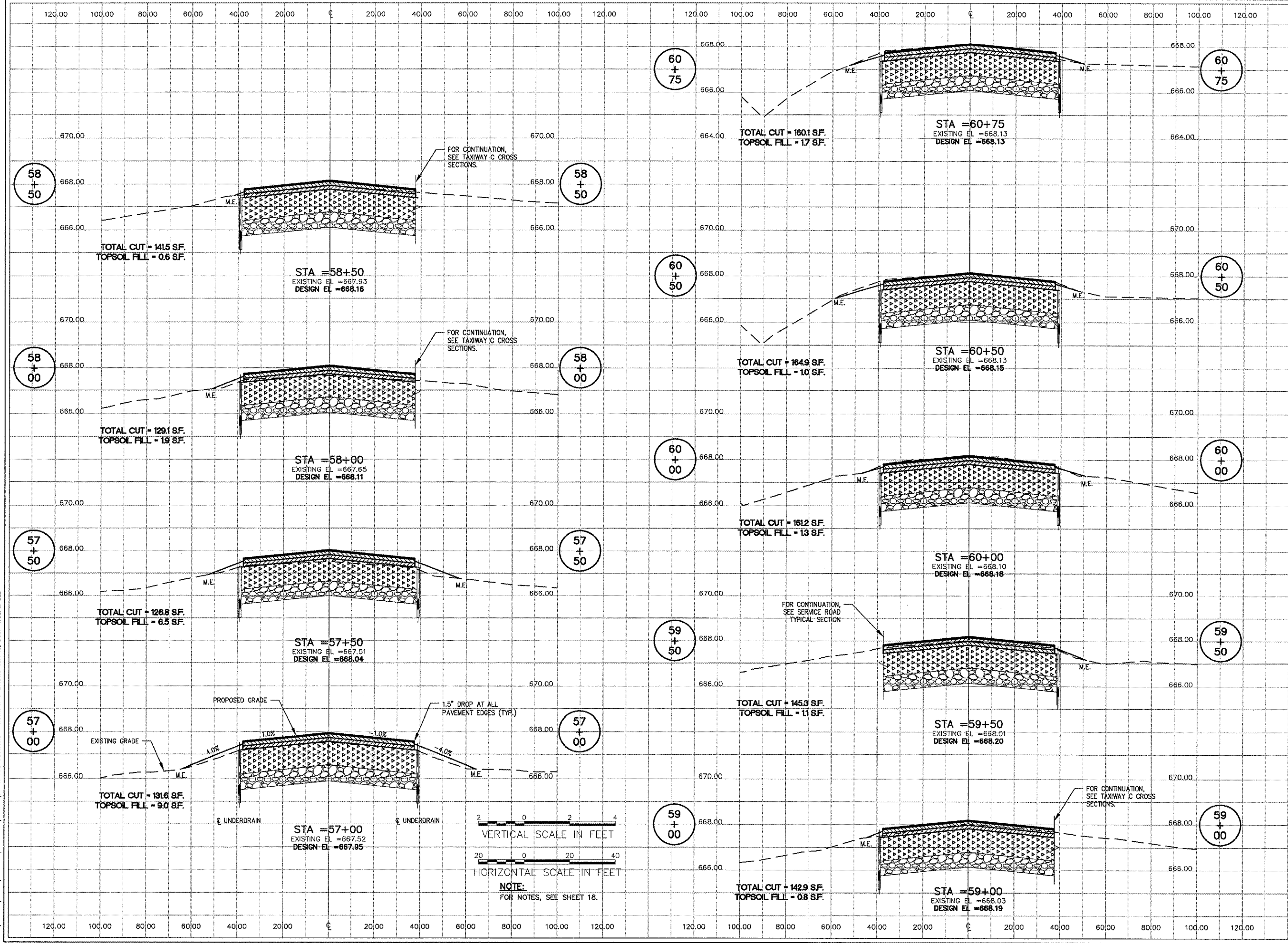


JOLIET REGIONAL PORT DISTRICT

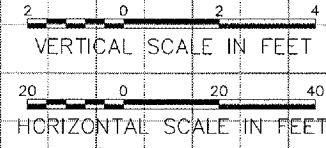
1 George Michas Drive  
Romeoville, Illinois 60446  
Telephone: 815.838.9497  
Fax: 815.838.9524

REMOVE AND REPLACE PORTIONS  
OF RUNWAY 9-27 AND TAXIWAY C

AIP PROJECT NO. 3-17-0140-B41  
IDA PROJECT NO. LOT-3709



4:1014085 (02/04/07) 00031 (04/11/07) SHEETS 20 - CROSS SECTIONS - RUNWAY 9-27.DWG JUN 19, 2007 4:38PM BLB



NOTE:  
FOR NOTES, SEE SHEET 18.

No.	Drawing Issue Description	Date	By

Date  
JUNE 18, 2007  
Sheet Title

**CROSS SECTIONS  
RUNWAY 9-27  
STA. 57+00 THRU  
STA. 60+75**

840-07B8053  
Project Number  
LDH 06/05/07  
Layout By Date  
LDH 06/05/07  
Designed By Date  
RMH 06/18/07  
Reviewed By Date  
LDH  
Drawn By



HANSON PROFESSIONAL SERVICES INC.

815 Commerce Drive, Suite 200  
Oak Brook, Illinois 60523  
Telephone: 630.990.3800  
Fax: 630.990.3801

Illinois Professional Design Firm  
Registration No. 184-001084

© Copyright Hanson Professional Service Inc. 2007

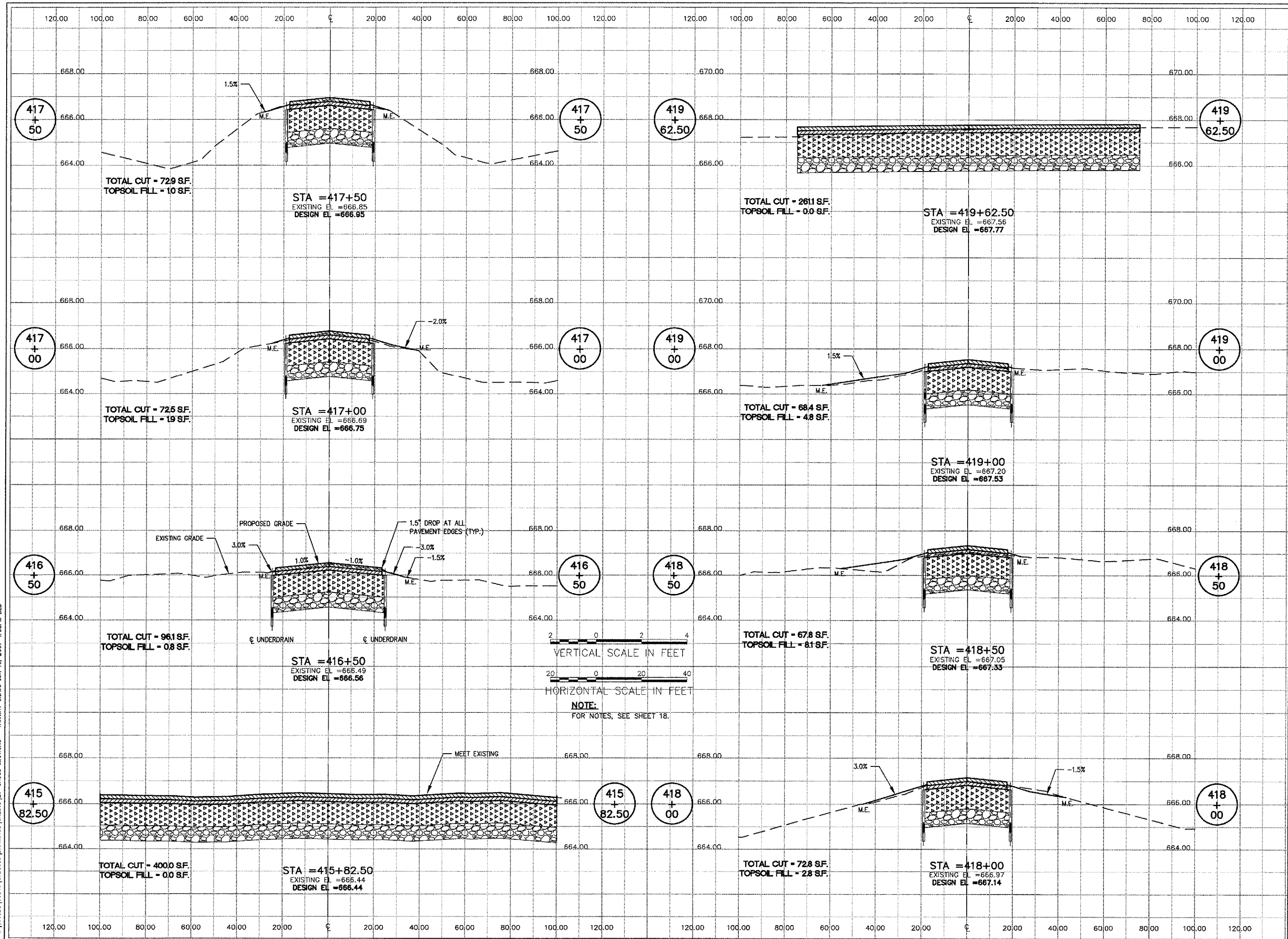


JOLIET REGIONAL PORT DISTRICT

1 George Michas Drive  
Romeoville, Illinois 60446  
Telephone: 815.838.9497  
Fax: 815.838.9524

REMOVE AND REPLACE PORTIONS  
OF RUNWAY 9-27 AND TAXIWAY C

AIP PROJECT NO. 3-17-0140-B41  
IDA PROJECT NO. LOT-3709



No.	Drawing Issue Description	Date	By

Date: JUNE 18, 2007  
Sheet Title:

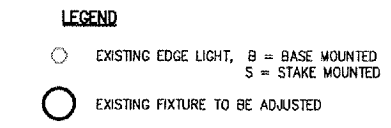
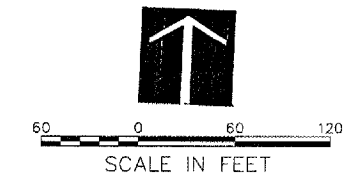
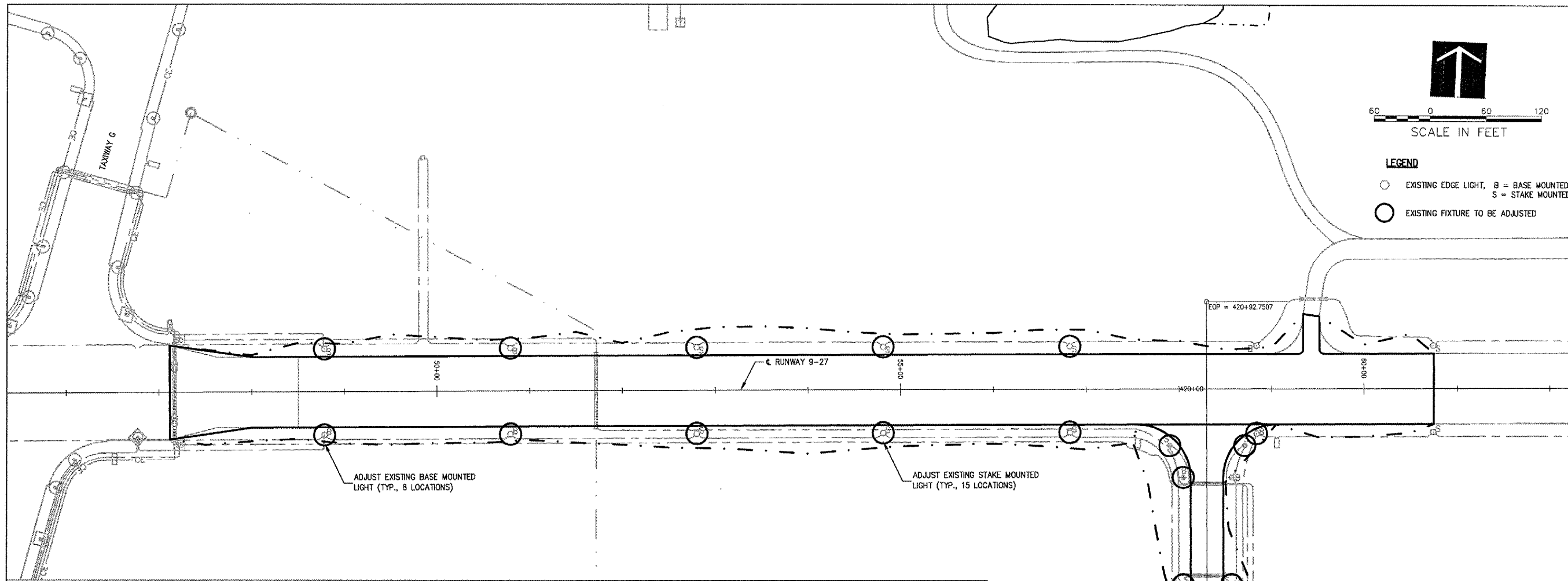
**CROSS SECTIONS  
TAXIWAY C  
ADDITIVE ALTERNATE NO. 1**

840-0788053  
Project Number  
LDH 06/05/07  
Layout By Date  
LDH 06/05/07  
Designed By Date  
RMH 06/18/07  
Reviewed By Date  
LDH  
Drawn By

A: 1072005 (00840) (0788053) (PARADISE) SHEET 15 (2) - CROSS SECTIONS - TAXIWAY C.DWG JUN 13, 2007 4:38PM DLB

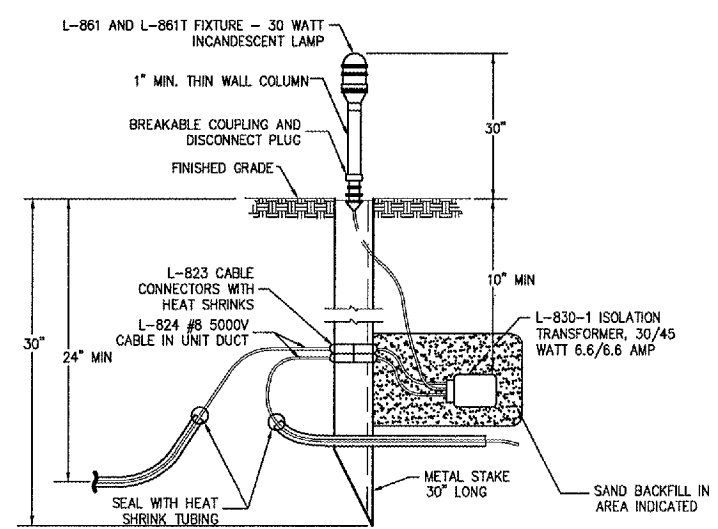






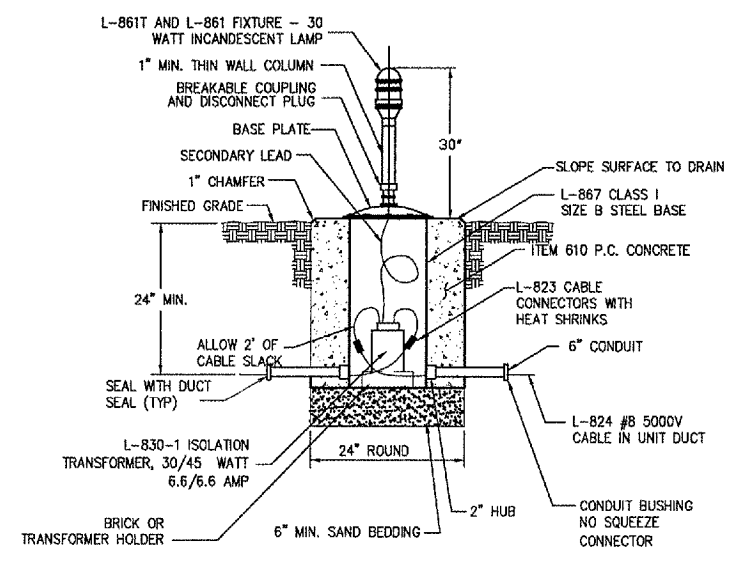
ADJUST EXISTING BASE MOUNTED LIGHT (TYP., 8 LOCATIONS)

ADJUST EXISTING STAKE MOUNTED LIGHT (TYP., 15 LOCATIONS)



1. BREAKABLE COUPLING SHALL NOT BE OVER 1" ABOVE BASE PLATE.
2. TWO FEET OF SLACK CABLE IS TO BE LEFT AT EACH LIGHT. SLACK IS TO BE ON THE CABLE SIDE OF PRIMARY CONNECTORS AND SPLICES AND IS TO BE INCIDENTAL TO THE CABLE.
3. SEE SPECIAL PROVISIONS FOR ADDITIONAL REQUIREMENTS.

**EXISTING STAKE - MOUNTED LIGHT**  
**L-861T**



1. BREAKABLE COUPLING SHALL NOT BE OVER 1" ABOVE BASE PLATE.
2. TWO FEET OF SLACK CABLE IS TO BE LEFT AT EACH LIGHT. SLACK IS TO BE ON THE CABLE SIDE OF PRIMARY CONNECTORS AND SPLICES AND IS TO BE INCIDENTAL TO THE CABLE.
3. SEE SPECIAL PROVISIONS FOR ADDITIONAL REQUIREMENTS.

**EXISTING BASE - MOUNTED LIGHT**  
**L-861T**

No.	Drawing Issue Description	Date	By

Date  
JUNE 18, 2007  
Sheet Title

**LIGHTING ADJUSTMENT  
PLAN AND DETAILS**

840-0788053  
Project Number  
LDH 06/12/07  
Layout By Date  
LDH 06/12/07  
Designed By Date  
RMH 06/18/07  
Reviewed By Date  
LDH  
Drawn By

I:\02\005\00640\0788053\DRAWINGS\024-LIGHTING ADJUSTMENT PLAN & DETAILS.DWG JUN 19, 2007 4:38PM BLD









HANSON PROFESSIONAL SERVICES INC.

815 Commerce Drive, Suite 200  
Oak Brook, Illinois 60523  
Telephone: 630.990.3800  
Fax: 630.990.3801

Illinois Professional Design Firm  
Registration No. 184-001084

© Copyright Hanson Professional Service Inc. 2007

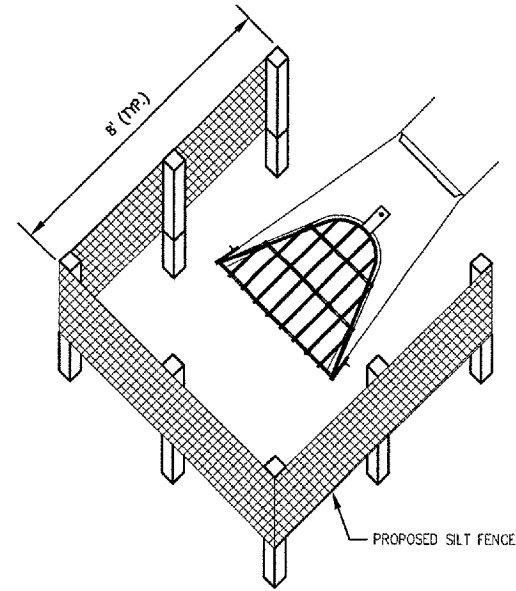
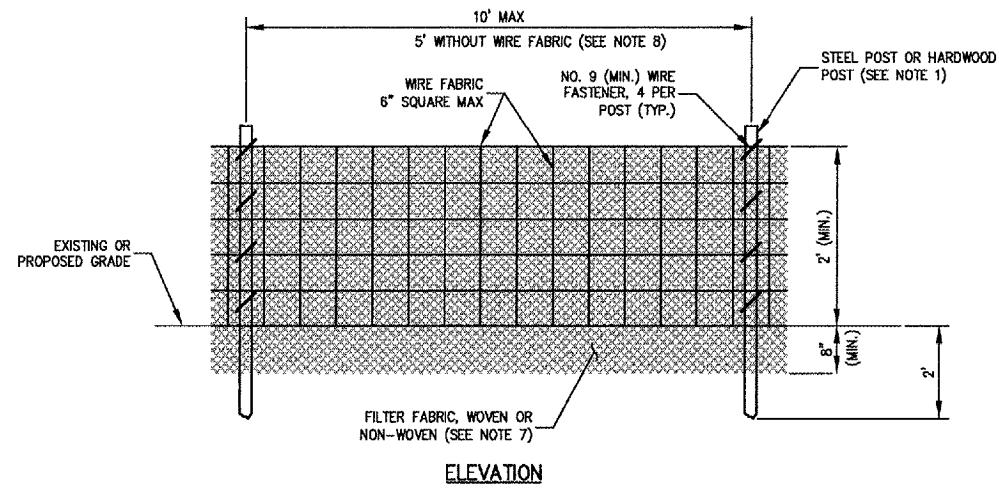


JOLIET REGIONAL PORT DISTRICT

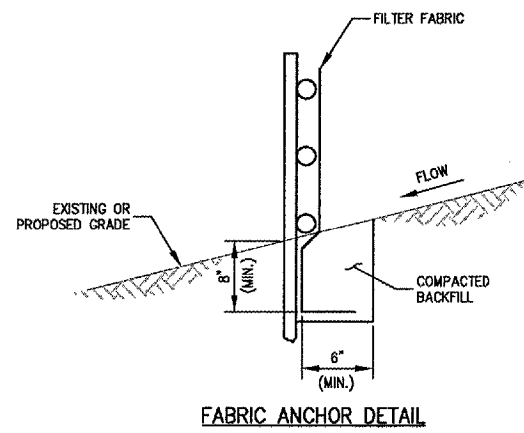
1 George Michas Drive  
Romeoville, Illinois 60446  
Telephone: 815.836.9497  
Fax: 815.838.9524

REMOVE AND REPLACE PORTIONS  
OF RUNWAY 9-27 AND TAXIWAY C

AIP PROJECT NO. 3-17-0140-B41  
IDA PROJECT NO. LOT-3709



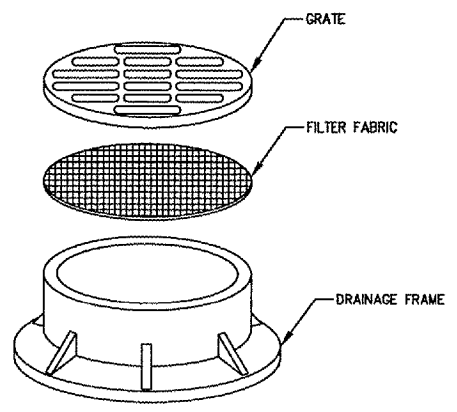
SILT FENCE PLACEMENT  
AT FLARED END SECTIONS (FES)



FABRIC ANCHOR DETAIL

NOTES:

1. FENCE POST SHALL BE EITHER STEEL "T" LINE POST OR HARDWOOD POST WITH A MINIMUM SECTIONAL AREA OF 3.0 SQUARE INCHES.
2. TOP AND BOTTOM WIRE OF WIRE FABRIC SHALL BE MINIMUM GAGE NO. 9. INTERMEDIATE WIRES OF THE WIRE FABRIC SHALL BE MINIMUM GAGE NO. 11.
3. WIRE FABRIC SHALL BE SECURELY FASTENED TO FENCE POSTS WITH NO. 9 GAGE WIRE MINIMUM. FOUR (4) FASTENERS PER POST REQUIRED.
4. FILTER FABRIC SHALL BE SECURELY FASTENED TO WIRE FABRIC AND POSTS WITH TIES OR STAPLES SPACED AT 12" APART AT THE TOP, MIDDLE AND BOTTOM.
5. WHEN TWO SECTIONS OF FILTER FABRIC MEET, THEY SHALL BE OVERLAPPED BY 6" AND FOLDED AND ATTACHED TO THE WIRE FABRIC AT A POST.
6. MAINTENANCE SHALL BE PERFORMED AS NEEDED AND MATERIAL REMOVED AND REPLACED WHEN BULGES DEVELOP IN THE SILT FENCE.
7. FILTER FABRIC SHALL BE IN ACCORDANCE WITH SPECIAL PROVISIONS WITH EQUIVALENT OPENING SIZE OF AT LEAST 30 FOR NONWOVEN AND 50 FOR WOVEN.
8. WIRE FABRIC MAY BE OMITTED IF A MAXIMUM OF 5 FEET IS USED FOR POST-TO-POST SPACING.
9. SILT FENCE SHALL BE INSTALLED PRIOR TO ANY GRADING WORK IN THE AREA TO BE PROTECTED. PERIODIC INSPECTION SHALL BE PERFORMED AND REQUIRED MAINTENANCE SHALL BE PROVIDED AFTER EACH RAIN EVENT.
10. FENCE POSTS SHALL BE REMOVED WHEN DIRECTED AT PROJECT END.



INLET PROTECTION - DRAINAGE STRUCTURE FILTER WRAP

NOTES:

1. FILTER WRAP TO BE PLACED IN ALL MANHOLES AS SHOWN.
2. FABRIC SHALL BE IN CONFORMANCE WITH MATERIALS SPECIFIED FOR SILT FENCE.
3. FABRIC SHALL OVERLAY FRAME BY 2 INCHES (MINIMUM).
4. CONTRACTOR SHALL CLEAR DEBRIS AND SILT AS REQUIRED FROM FABRIC TO MAINTAIN DRAINAGE THROUGH THE STRUCTURE.
5. FABRIC SHALL REMAIN IN PLACE UNTIL TURFED AREAS HAVE DEVELOPED A MINIMUM OF 80% OF COVERAGE.
6. COST OF FILTER WRAP SHALL BE INCIDENTAL TO INLET PROTECTION.

No.	Drawing Issue	Description	Date	By

Date  
JUNE 18, 2007  
Sheet Title

STORM WATER POLLUTION  
PREVENTION PLAN DETAILS

840-0788053  
Project Number  
LDH 06/05/07  
Layout By Date  
LDH 06/05/07  
Designed By Date  
RMH 06/18/07  
Reviewed By Date  
LDH  
Drawn By

DETAILS SHOWN ARE NOT TO SCALE

P: 107.0051 00840 | 0788053 | DRAWINGS SHEETS | 27 - SWPP DETAILS.DWG | JUN 19, 2007 4:35PM | BJB