

LOAD TABLE		
CIRCUIT	RED PHASE LOAD (AMPS)	BLACK PHASE LOAD (AMPS)
A	6.6	0
B	0	5.6
C	6.0	6.0
TOTALS	12.6	11.6

**KEY NOTES:**

- 1 INTERCEPT EXISTING LIGHTING AND FLASHING BEACON CIRCUITS AT EXISTING CONDUIT BELOW PROPOSED JUNCTION BOX
- 2 ELECTRIC CABLE IN CONDUIT, 600V (XPR TYPE USE), 6-1/C NO. 8, 1/C NO. 8 GROUND
- 3 ELECTRIC CABLE IN CONDUIT, 600V (XPR TYPE RHW), 4-1/C NO. 8, 1/C NO. 8 GROUND
- 4 ELECTRIC CABLE IN CONDUIT, 600V (EPR TYPE RHW) 3-1/C NO. 8

**KEY NOTES:**

- 5 EXISTING LIGHTING CONTROLLER IS LOCATED ON THE SOUTHWEST CORNER OF PLEASANT BLVD AND MARION STREET. EXISTING CONDUIT LENGTH = 550 FT.
- 6 SUPPLY AND INSTALLATION OF DRIVER ENCLOSURES (8 TOTAL), CONNECTIONS TO ILLUMLINE 36 IP OPTIC 30 RGB (26 TOTAL), AND CONNECTIONS TO ORNAMENTAL METAL PANEL DOWNLIGHT (10 TOTAL) SHALL BE INCIDENTAL TO JUNCTION BOX INSTALLATION.
- 7 RECONNECT EXISTING FLASHING BEACONS (2 TOTAL) TO NEW WIRING. THIS WORK SHALL BE INCLUDED IN THE COST OF ELECTRIC CABLE IN CONDUIT, 600V (EPR TYPE RHW) 3-1/C NO. 8. CIRCUIT A, 120 V.

**GENERAL NOTES:**

1. ANY REFERENCE TO A STANDARD IN THESE PLANS SHALL BE TAKEN TO MEAN THE LATEST EDITION OF NEC, IES, & IDOT STANDARDS.
2. ALL NEW CONDUIT SHALL BE PVC-COATED RIGID GALVANIZED STEEL. CONDUIT MOUNTED TO CONCRETE SURFACES SHALL UTILIZE STAINLESS STEEL HARDWARE.
3. UNDERPASS ROADWAY LUMINAIRES SHALL BE WALL MOUNTED 10 FEET ABOVE PAVEMENT SURFACE.
4. JUNCTION BOXES AND LIGHTING CONTROLLER SHALL BE MOUNTED TO CONCRETE WALL WITH STAINLESS STEEL UNISTRUT AND HARDWARE FOR MOUNTING. BOXES SHALL NOT BE MOUNTED DIRECTLY TO CONCRETE SURFACE.
5. ALL UNDERPASS ROADWAY LUMINAIRES SHALL BE 40 LAMPS, 66 WATTS, LED, 525MA DRIVER, DISTRIBUTION TYPE IV, MEDIUM CUTOFF, AT 120 V.
6. SPLICING OF CONDUCTORS SHALL ONLY BE ALLOWED IN THE LUMINAIRES OR IN JUNCTION BOXES.
7. REMOVAL OF EXISTING LUMINAIRE INCLUDES REMOVAL OF ALL ASSOCIATED CONDUIT, WIRE, JUNCTION BOXES, CONTROLLER, HARDWARE, AND APPURTINENT MATERIALS AS NOTED IN SECTION 842.03 OF THE STANDARD SPECIFICATIONS.
8. RECONNECTION TO EXISTING GATEWAY FASCIA ASSEMBLY LIGHTING CIRCUITS SHALL BE INCIDENTAL TO JUNCTION BOX INSTALLATION.

COMMERCIAL

EXIST. EDGE OF PAVEMENT (TYP.)

198

MARION STREET

COMMERCIAL

SOUTH BOULEVARD

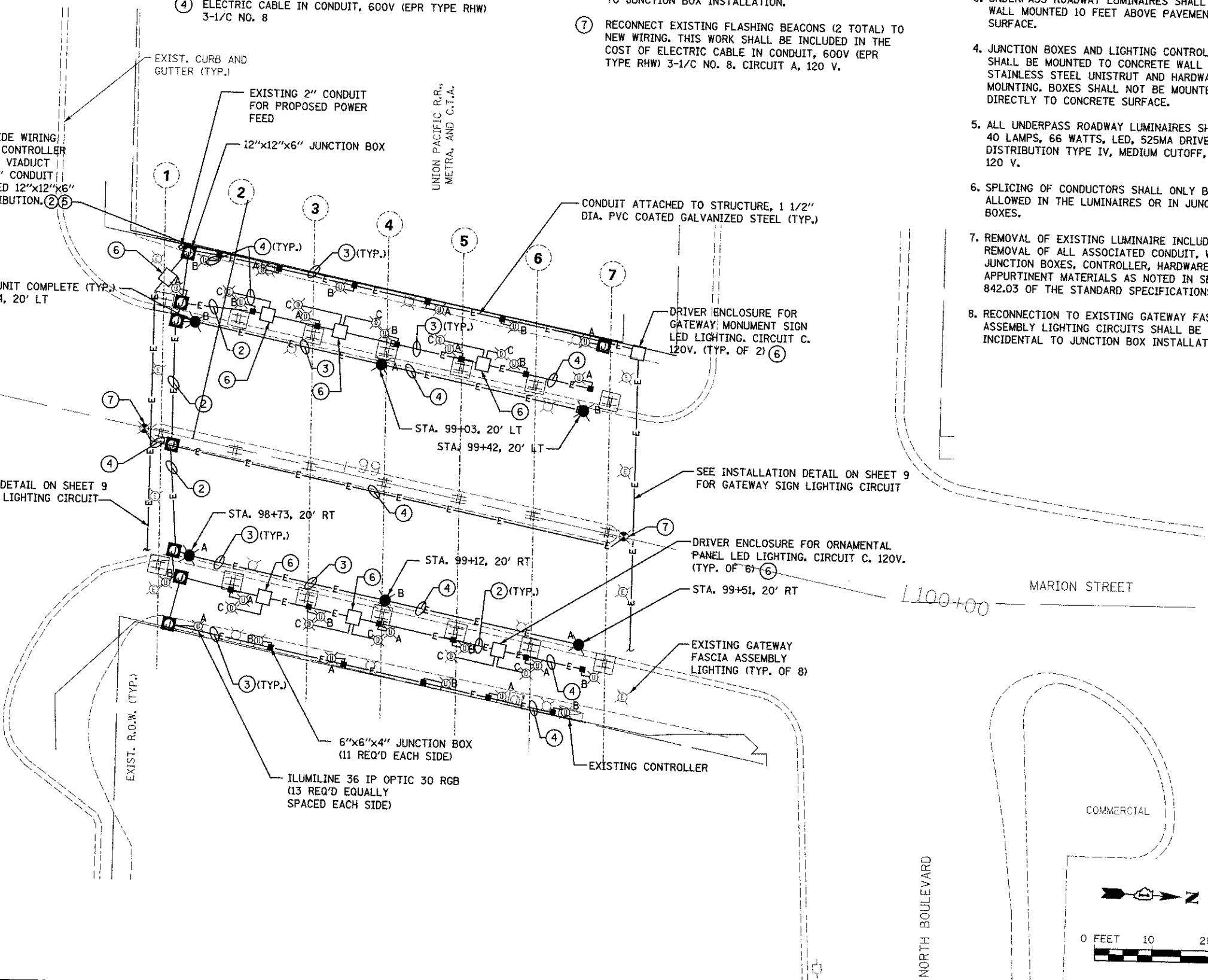
**LEGEND:**

- LIGHTING UNIT COMPLETE (X=CIRCUIT DESIGNATION)
- ILLUMLINE 36 IP OPTIC 30 RGB (UPLIGHT)
- ILLUMIPOD 7 IP OPTIC 18 VW 2:1 (DOWNLIGHT)
- JUNCTION BOX, STAINLESS STEEL, ATTACHED TO STRUCTURE, 12"x12"x6"
- JUNCTION BOX, 6"x6"x4"
- CONDUIT ATTACHED TO STRUCTURE, 1 1/2" DIA., PVC COATED GALVANIZED STEEL
- EXISTING GATEWAY FASCIA ASSEMBLY LIGHTING TO REMAIN
- REMOVAL OF EXISTING LUMINAIRE, NO SALVAGE
- EXISTING HANDHOLE
- EXISTING FLASHING BEACON
- KEY NOTE
- DRIVER

CONTRACTOR SHALL PROVIDE WIRING FROM EXISTING LIGHTING CONTROLLER AT PLEASANT ST. TO THE VIADUCT THROUGH THE EXISTING 2" CONDUIT AND UP TO THE PROPOSED 12"x12"x6" JUNCTION BOX FOR DISTRIBUTION.

LIGHTING UNIT COMPLETE (TYP.) STA. 98+64, 20' LT

SEE INSTALLATION DETAIL ON SHEET 9 FOR GATEWAY SIGN LIGHTING CIRCUIT



STATE OF ILLINOIS  
DEPARTMENT OF TRANSPORTATION

MARION STREET ELECTRICAL PLAN

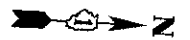
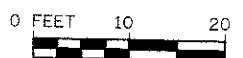
**SA** STRAND ASSOCIATES  
1170 SOUTH HOBOLT ROAD  
JOLIET, ILLINOIS 60431  
(815) 744-4200

USER NAME = briantf	DESIGNED - JDM	REVISED -
PLOT SCALE = 1/8" = 1'-0"	DRAWN - JKP	REVISED -
PLOT DATE = 6/28/2012	CHECKED - MTC	REVISED -
	DATE - 05-07-2012	REVISED -

DESIGNED - JDM	REVISED -
DRAWN - JKP	REVISED -
CHECKED - MTC	REVISED -
DATE - 05-07-2012	REVISED -

SCALE: SHEET OF SHEETS STA. TO STA.

F.A.U. RTE.	SECTION	COUNTY	TOTAL SHEETS	SHEET NO.
2785	11-00253-00-LS	COOK	24	8
CONTRACT NO. 63722				



FILE NAME = S:\JQL\6708--6799\6784\W2\Micro\CA00\_Sheet\DJ63722-rlr\external\elect.dgn