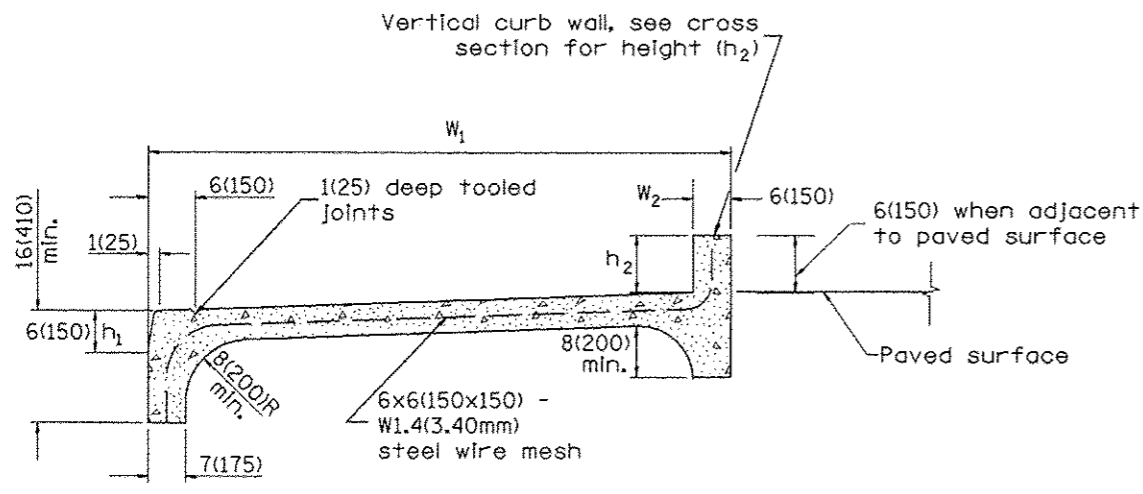
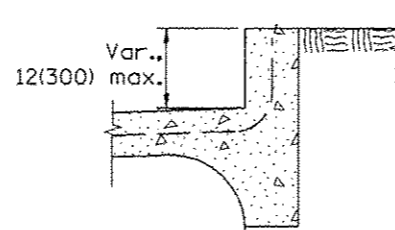


DESIGNER NOTES:  
 1. THIS DRAWING SHOULD BE USED IN CONJUNCTION WITH STATE STANDARD 424001 AND DISTRICT CADD STDS. "CURB RAMPS ACCESSIBLE TO THE DISABLED" AND "COMBINATION CONCRETE CURB & SIDEWALK 4" (100mm).

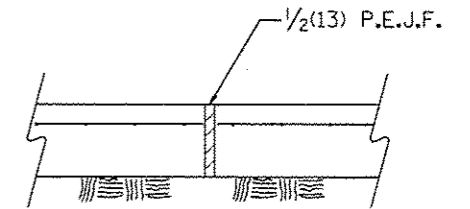
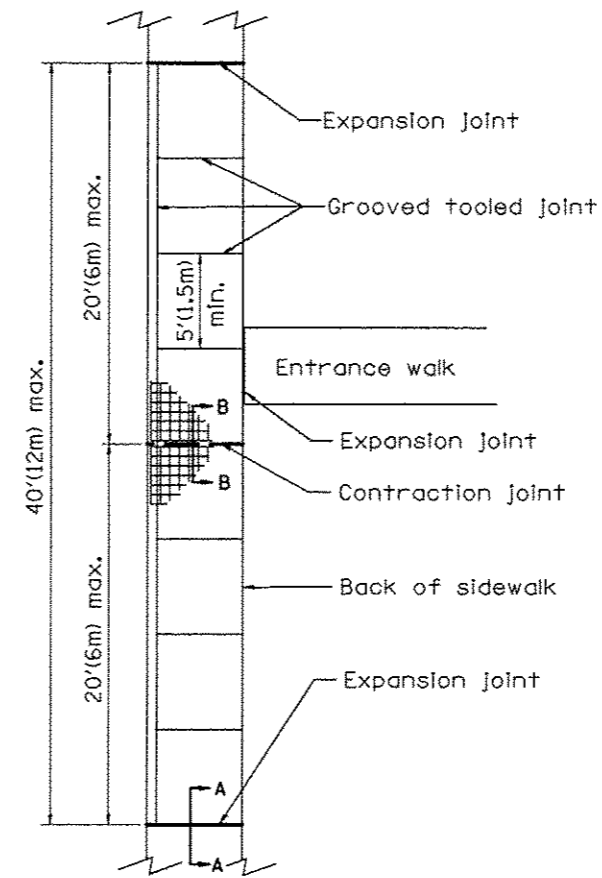


**COMBINATION CONCRETE CURB-SIDEWALK 4" (100mm)  
(SPECIAL)**

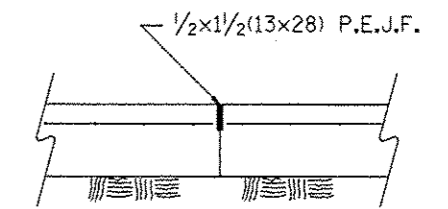
Measurement formula:  $(W_1 + W_2 + h_1 + h_2) \times \text{length constructed} =$   
Payment area in square feet (square meters)



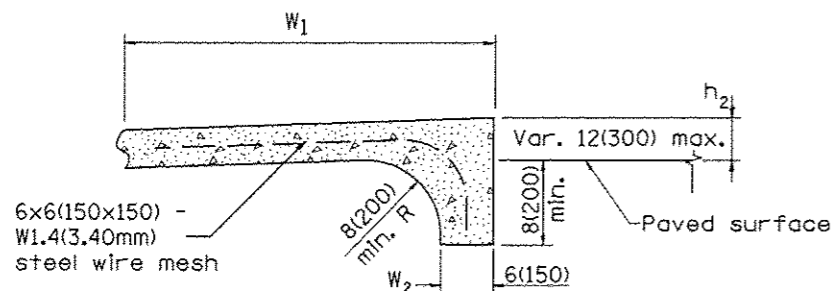
**WITH TURF BORDER**



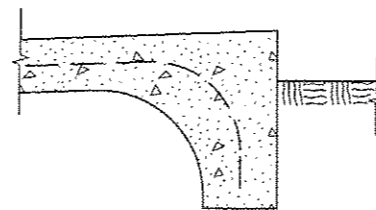
**SEC. A-A  
Expansion Joint**



**SEC. B-B  
Contraction Joint**



**ALTERNATE BACK DETAIL  
WHEN SIDEWALK GRADE ABOVE EXISTING GRADE**



**WITH TURF BORDER**

**GENERAL NOTES:**

- All provisions in Section 424 of the Standard Specifications shall apply, unless otherwise shown.

All dimensions are in inches (millimeters) unless otherwise noted.

01-01-97	RENUM. A-5.03, NEW REVISION BOX	T.P.																				
10-16-06	REVISED TO 2007 SPEC.	M.A.																				
<b>STATE OF ILLINOIS DEPARTMENT OF TRANSPORTATION</b>										<b>COMBINATION CONCRETE CURB-SIDEWALK 4" (100mm), (SPECIAL)</b>				F.A. RTE.	SECTION	COUNTY	TOTAL SHEETS	SHEET NO.				
										NOT TO SCALE				CADD STD. 424106-04							79	25
										FED. ROAD DIST. NO.				ILLINOIS FED. AID PROJECT				CONTRACT NO.				