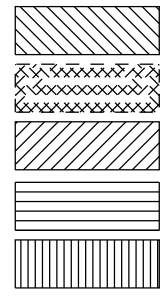
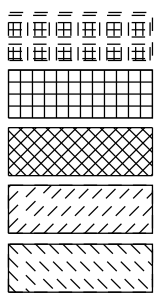


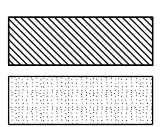
LEGEND



SIDEWALK
 HMA SHOULDERS, 8 INCH
 COMBINATION CONCRETE CURB & GUTTER, TYPE B-6.24
 COMBINATION CONCRETE CURB & GUTTER, TYPE B-6.12
 COMBINATION CONCRETE CURB & GUTTER, TYPE B-6.06



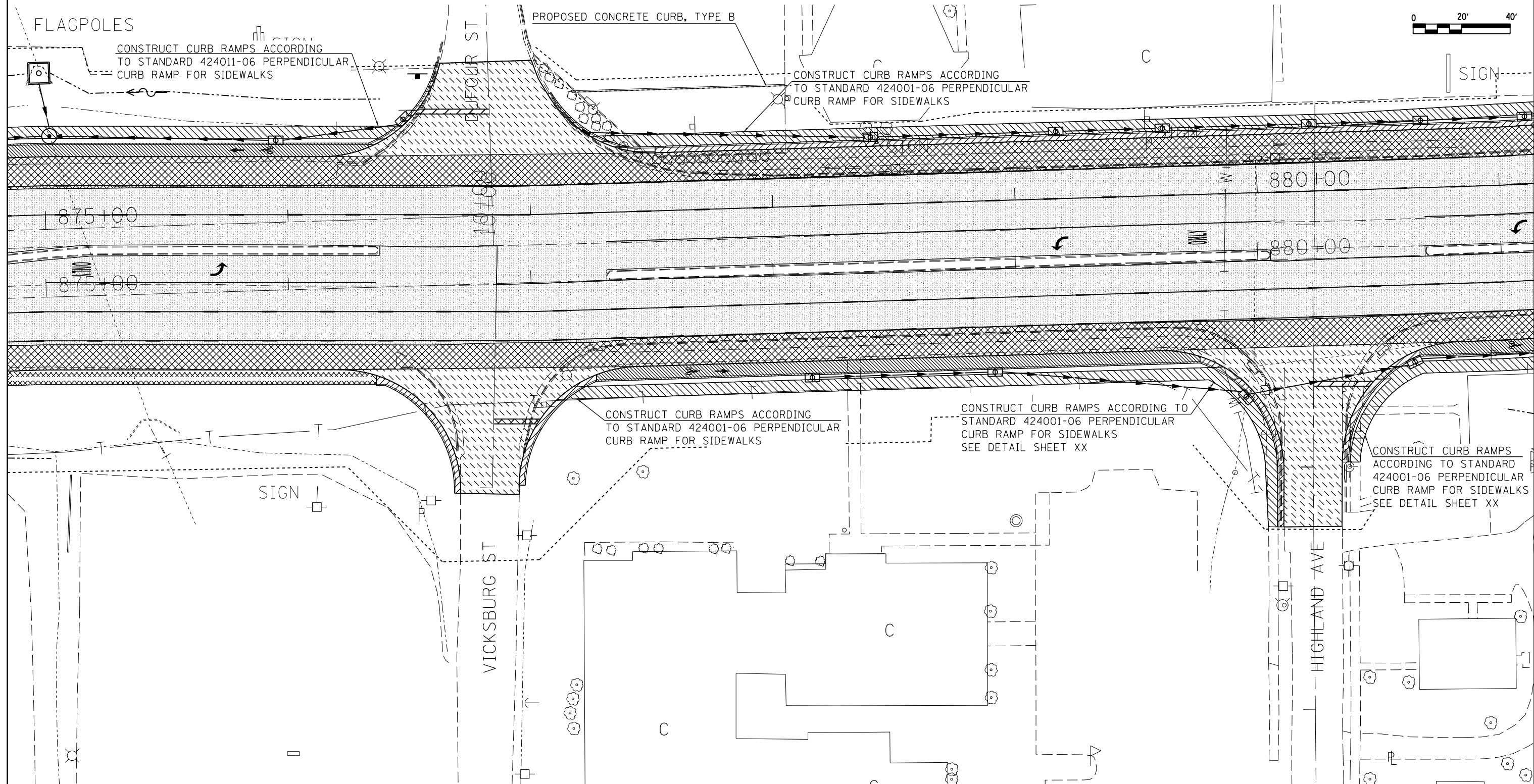
CONCRETE MEDIAN SURFACE, 4 INCH
 PCC PAVEMENT 10",
 SUBBASE GRANULAR MATERIAL TYPE A, 6"
 FULL DEPTH HMA PAVEMENT 14.75",
 SUBBASE GRANULAR MATERIAL TYPE A, 8"
 CONCRETE MEDIAN, TYPE SB-6.06
 PCC DRIVEWAY PAVEMENT, 8 INCH



COMBINATION CONCRETE CURB & GUTTER, TYPE B (SPECIAL)
 HMA RESURFACING, 1.5" HMA SURFACE, 1.75" HMA BINDER

NOTE:

PLACE DETECTABLE WARNINGS
 ON ALL CURB RAMPS
 SEE DETAIL SHEETS 141-144



FILE NAME =	USER NAME = \$USER*	DESIGNED -	REVISED -
es:\pw\work\p\dot\k\ell\eyk\d\0184451\78203-sht-const.dgn		DRAWN -	REVISED -
	PLOT SCALE = 40.0000' / in.	CHECKED -	REVISED -
	PLOT DATE = 5/11/2012	DATE -	REVISED -

**STATE OF ILLINOIS
 DEPARTMENT OF TRANSPORTATION**

PROPOSED CONSTRUCTION

SCALE: SHEET NO. OF SHEETS STA. TO STA.

F.A.P. RTE.	SECTION	COUNTY	TOTAL SHEETS	SHEET NO.
331	(1X-1R-5,RS-3,N-5,TS-4	WILLIAMSON	288	85
CONTRACT NO. 78203			ILLINOIS FED. AID PROJECT	