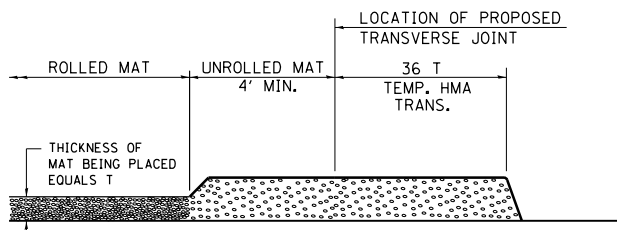
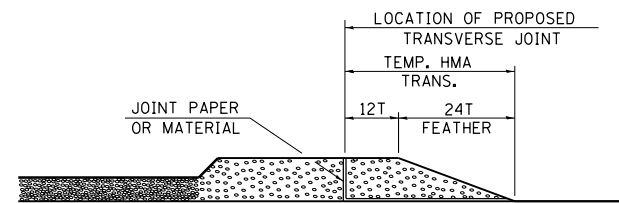


TEMPORARY HOT-MIX ASPHALT TRANSITIONS



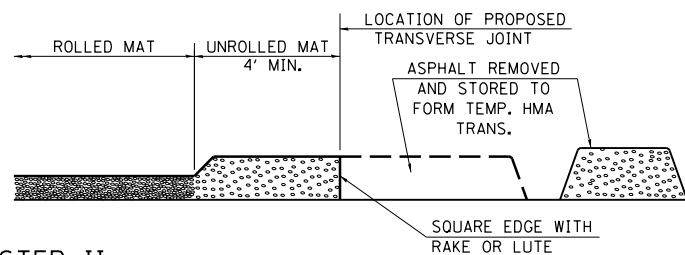
STEP I

1. PLACE HOT-MIX ASPHALT MAT, LENGTH 36 TIMES THE THICKNESS OF THE MAT BEING PLACED PAST THE PROPOSED TRANSVERSE JOINT LOCATION USING NORMAL OPERATING PROCEDURES. EXTREME CARE SHOULD BE TAKEN TO MAINTAIN ENOUGH MATERIAL IN FRONT OF THE SCREED TO MAINTAIN REQUIRED PAVING DEPTH.



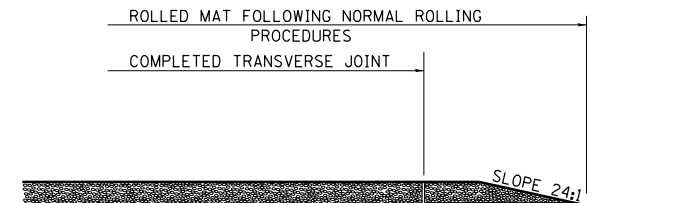
STEP III

1. JOINT PAPER OR OTHER PRESELECTED JOINT MATERIAL IS THEN PLACED IN THE CLEARED AREA AND THE EXCESS ASPHALT USED TO HAND FORM A TRANSITION TO THE DIMENSIONS SHOWN ABOVE.
2. NOTE THAT IN CONSTRUCTING THE TRANSITION, THE MAT DEPTH IS CONTINUED AS PART OF THE TRANSITION BEFORE FORMING THE FEATHER.



STEP II

1. MOVE THE PAVER OUT OF THE WAY AND REMOVE THE ASPHALT FROM THE AREA OF THE PROPOSED TEMPORARY HOT-MIX ASPHALT TRANSITION.
2. SQUARE UP THE END OF THE MAT WITH A RAKE OR LUTE.
3. NOTE THAT THE MAT WITHIN 4' OF THE END OF JOINT IS NOT TO BE ROLLED AT THIS TIME.



STEP IV

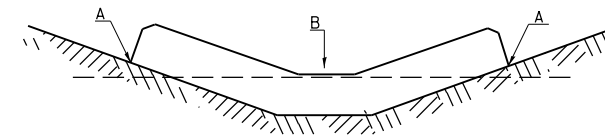
1. COMPLETE TEMPORARY TRANSITION BY ROLLING.
2. TO RESUME PAVING, AT THE JOINT, REMOVE TEMPORARY TRANSITION AND DISPOSE OF THE MATERIAL ACCORDING TO ART. 202.03 OF THE STD. SPECS. (COST INCLUDED IN THE CONTRACT).
3. CONSTRUCTING THE TEMPORARY TRANSITIONS WILL NOT BE PAID FOR SEPARATELY IN ACCORDANCE WITH ARTICLE 406.14 OF THE STANDARD SPECIFICATIONS.

STD. 9-26

REVISIONS	
REDRAWN	2-15-89
REVISED	8-16-94
REVISED	01-09-07
RESIZED	05-8-08

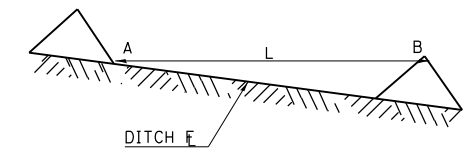
TEMPORARY DITCH CHECKS

PLACEMENT OF TEMPORARY DITCH CHECK IN DRAINAGE WAY



POINTS A SHOULD BE HIGHER THAN POINT B

SPACING BETWEEN TEMPORARY DITCH CHECKS

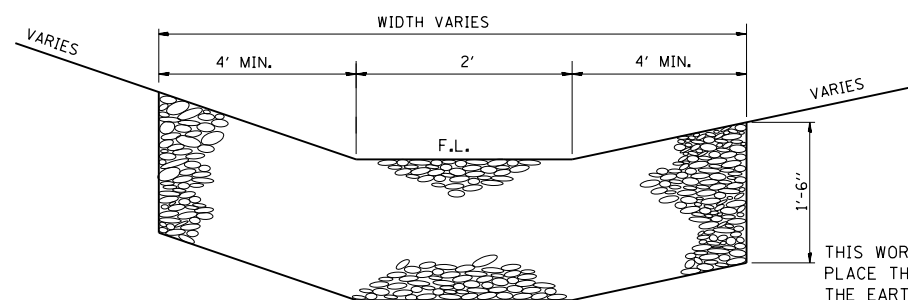


L = THE DISTANCE SUCH THAT POINTS A AND B ARE OF EQUAL ELEVATION
B = THE LOW POINT IN CENTER OF CHECK

STD. 9-108

REVISIONS	
DRAWN	9-01-99
REVISED	10-3-01
RESIZED	
REVISED	05-04-10

TYPICAL DETAIL OF STONE RIPRAP DITCH LINING



NOTES

THIS WORK INCLUDES THE EARTH EXCAVATION REQUIRED TO PLACE THE RIPRAP AS SHOWN. THE MATERIAL RESULTING FROM THE EARTH EXCAVATION SHALL BE PLACED IN THE ROADWAY EMBANKMENT, OR WASTED AS DIRECTED BY THE ENGINEER. THE EARTHWORK SHALL BE CONSIDERED INCLUDED IN THE COST OF THE DITCH.

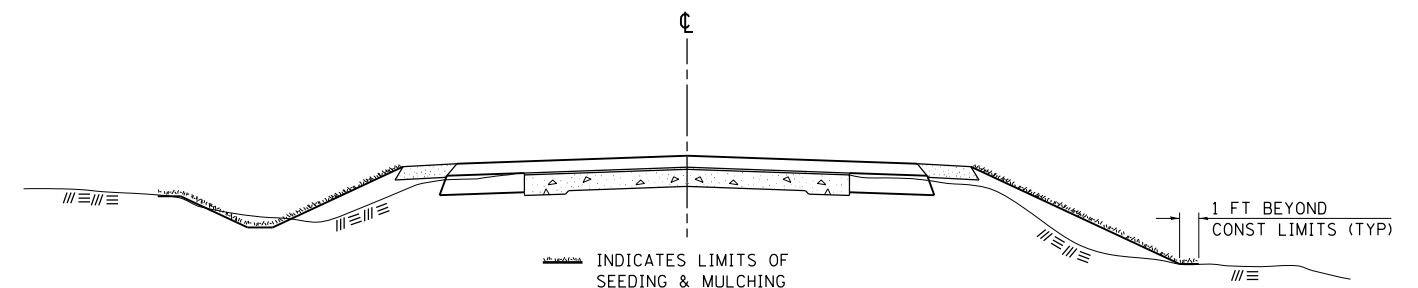
THE RIPRAP DITCH SHALL BE CONSTRUCTED AT THE LOCATIONS SHOWN IN THE PLANS OR AS DIRECTED BY THE ENGINEER. CONSTRUCTION OF THE STONE RIPRAP DITCH SHALL CONFORM TO THE REQUIREMENTS FOR CLASS A4 RIPRAP AS INDICATED IN SECTION 281 OF STANDARD SPECIFICATIONS.

THIS WORK SHALL BE PAID FOR AT THE CONTRACT UNIT PRICE PER SQ YD FOR **STONE RIPRAP, CLASS A4**, WHICH PRICE SHALL INCLUDE ALL MATERIAL, LABOR AND EQUIPMENT TO COMPLETE THE WORK IN PLACE AS SHOWN.

BEDDING MATERIAL AND FILTER FABRIC AS SPECIFIED IN SECTION 281 OF THE STANDARD SPECIFICATIONS WILL NOT BE REQUIRED.

THE WIDTH OF THE RIPRAP DITCH WILL BE AS SPECIFIED IN THE PLANS OR AS DIRECTED BY THE ENGINEER.

SEEDING & MULCHING



GENERAL NOTES

IN GENERAL, ALL EARTH SURFACES DISTURBED DURING CONSTRUCTION OPERATIONS SHALL BE SEEDING AND MULCHED UPON COMPLETION OF ALL GRADING OPERATIONS.

FERTILIZER NUTRIENTS AND LIMESTONE SHALL BE APPLIED TO ALL SEEDING AREAS.

THE RATES OF APPLICATION OF FERTILIZER, MULCH AND LIMESTONE SHALL BE AS SPECIFIED IN THE SPECIAL PROVISIONS.

SECTIONS 250 AND 251 OF THE STANDARD SPECIFICATIONS SHALL GOVERN THIS WORK EXCEPT AS SPECIFIED HEREIN OR AS NOTED IN THE SPECIAL PROVISIONS.

STD. 9-12

REVISIONS	
REDRAWN	2-15-89
REVISED	8-15-94
REVISED	6-3-99
REVISED	3-27-08

FILE NAME =	USER NAME = \$USER\$	DESIGNED -	REVISED -
ct:\pw\work\p\d01\kellaykd\0184451\78203-sh1-det.dgn		DRAWN -	REVISED -
	PLOT SCALE = 100.0000' / in.	CHECKED -	REVISED -
	PLOT DATE = 5/11/2012	DATE -	REVISED -

**STATE OF ILLINOIS
DEPARTMENT OF TRANSPORTATION**

**DETAIL: TEMP. HMA TRANSITIONS, TEMP. DITCH CHECKS
RIPRAP DITCH LINING, SEEDING & MULCHING**

SCALE: SHEET NO. OF SHEETS STA. TO STA.

F.A.P. RTE.	SECTION	COUNTY	TOTAL SHEETS	SHEET NO.
331	(1X-1)R-5,RS-3,N-5,TS-4	WILLIAMSON	288	145
CONTRACT NO. 78203				
ILLINOIS FED. AID PROJECT				