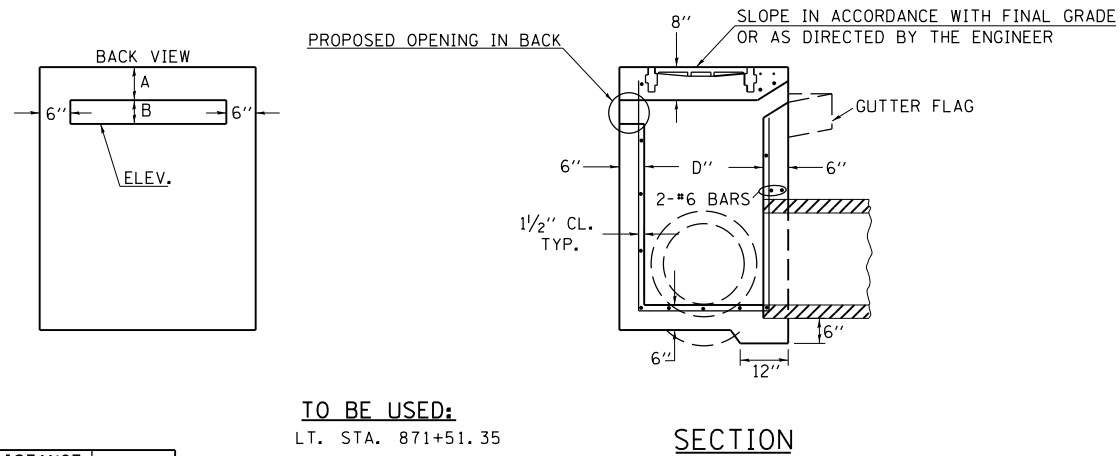


### DETAILS OF INLET SPECIAL, NO. 3, TYPE 3, WITH OPENING BEHIND CURB

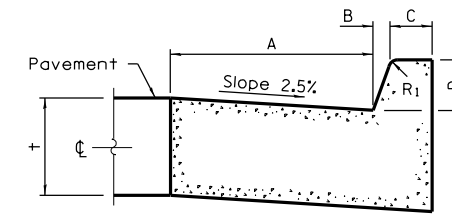


**TO BE USED:**  
LT. STA. 871+51.35

**SECTION**

STA.	DISTANCE		ELEV.
	A	B	
871+51.35	7"	7"	447.96

### DETAILS OF COMBINATION CONCRETE CURB AND GUTTER, TYPE B (SPECIAL)



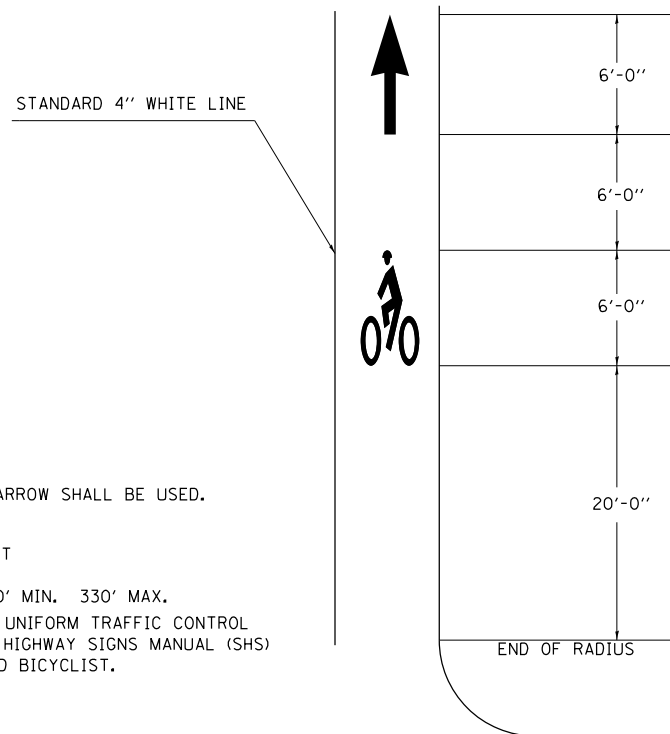
**BARRIER CURB**

**NOTES:**

USE STANDARD 606001 FOR COMBINATION CONCRETE CURB AND GUTTER, TYPE B (SPECIAL), BUT USE THE DIMENSIONS SHOWN IN THIS DETAIL.

TABLE OF DIMENSIONS BARRIER CURB					
TYPE	A	B	C	D	R <sub>1</sub>
SPECIAL	60"	1"	6"	6"	1"

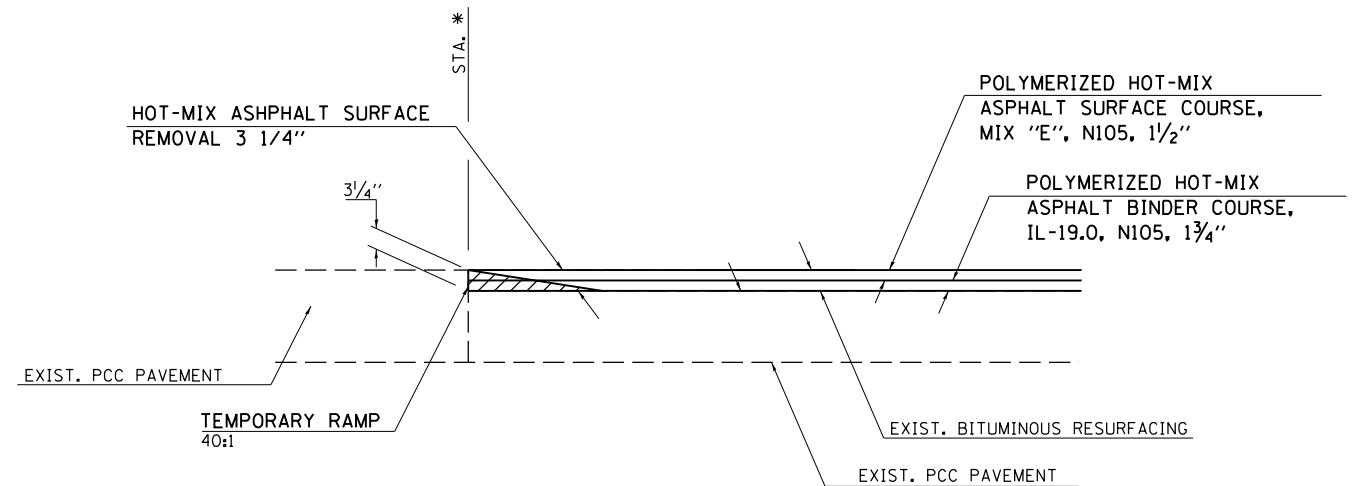
### HELMETED BICYCLIST SYMBOL



**NOTES:**

THE STANDARD SMALL THROUGH ARROW SHALL BE USED.  
ARROW = 6.5 SQ FT  
HELMETED BICYCLIST = 7.0 SQ FT  
SPACING BETWEEN SYMBOLS: 120' MIN. 330' MAX.  
REFER TO THE FHWA MANUAL ON UNIFORM TRAFFIC CONTROL DEVICES (MUTCD) AND STANDARD HIGHWAY SIGNS MANUAL (SHS) FOR DIMENSIONS OF THE HELMETED BICYCLIST.

### BUTT-JOINT



**\* TO BE USED:**

STA. 861+86.7 EBL  
STA. 883+25 EBL  
STA. 862+76.3 WBL  
STA. 883.25 WBL

FILE NAME =	USER NAME = \$USER\$	DESIGNED -	REVISED -
		DRAWN -	REVISED -
		CHECKED -	REVISED -
		DATE -	REVISED -

**STATE OF ILLINOIS  
DEPARTMENT OF TRANSPORTATION**

**DETAILS: INLET SPECIAL NO. 3, COMBINATION CONCRETE CURB AND  
GUTTER, TYPE B (SPECIAL), HELMETED BICYCLIST SYMBOL, BUTT-JOINT**

SCALE: SHEET NO. OF SHEETS STA. TO STA.

F.A.P. RTE.	SECTION	COUNTY	TOTAL SHEETS	SHEET NO.
331	(IX-1)R-5,RS-3,N-5,TS-4	WILLIAMSON	288	148
CONTRACT NO. 78203				

ILLINOIS FED. AID PROJECT