

## DETAIL OF DETECTOR LOOPS

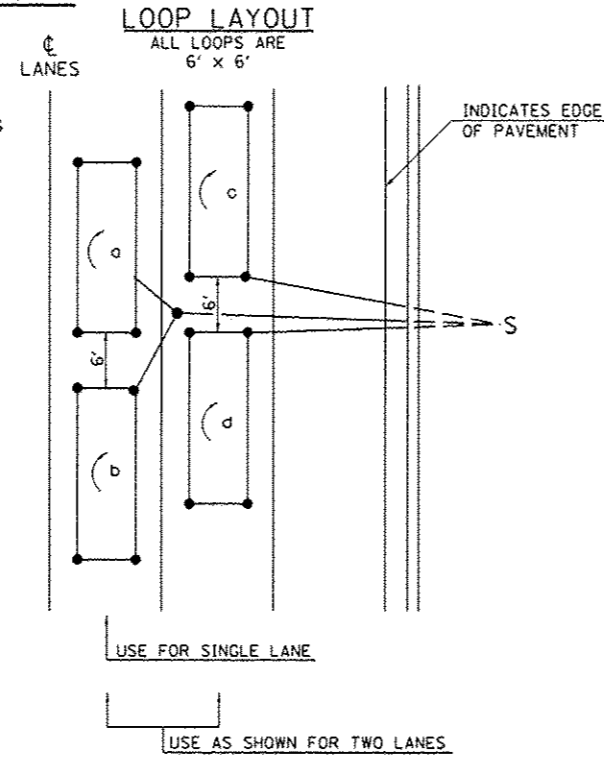
### NOTES

(APPLIES TO 6' x 20' LOOPS ONLY)

1. THE DETECTOR LOOPS SHALL BE TYPE I. EACH DETECTOR LOOP SHALL HAVE 3 TURNS OF LOOP WIRE AND BE INSTALLED IN ACCORDANCE WITH THE APPLICABLE PORTIONS OF SECTION 886 OF THE STANDARD SPECIFICATIONS FOR TRAFFIC CONTROL ITEMS.
2. BEGINNING LEAD WIRES SHALL BE CONNECTED TO THE BLACK LEAD AND THE ENDING LEAD WIRES SHALL BE CONNECTED TO THE WHITE LEAD OF THE TWIN TWISTED FEED CABLES AT THE SPLICE POINT.
3. WHERE THE LOOPS ARE INSTALLED PRIOR TO RESURFACING, THE LOOP CORNERS SHALL BE DIAGONALLY CUT.

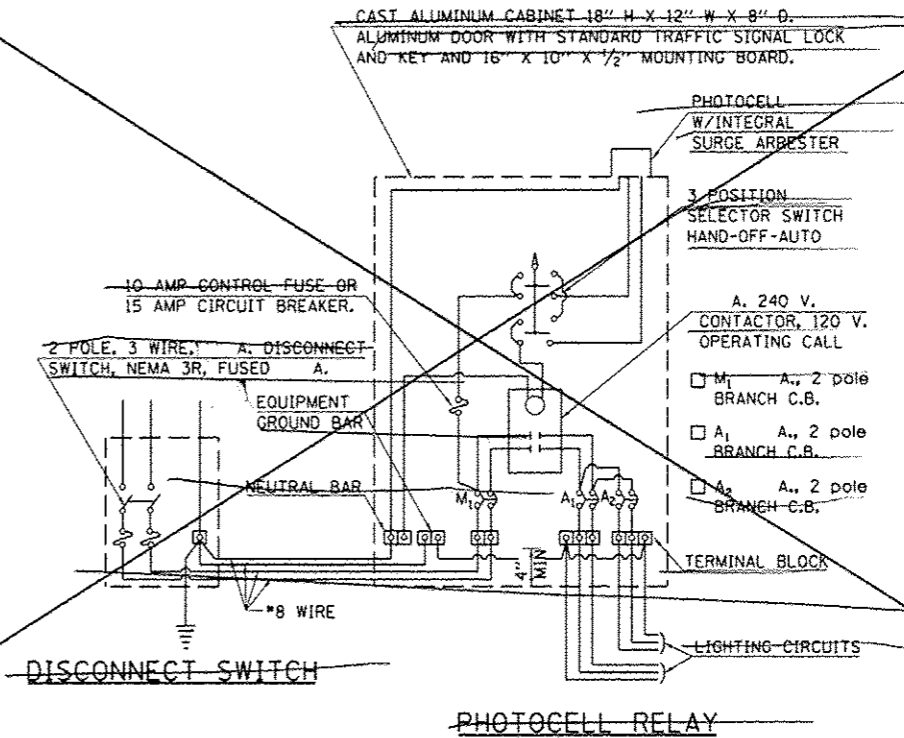
### LOOP LEGEND

- CLOCKWISE ROTATION FOR LOOP WIRES
- INDICATES SPLICE POINT FOR DETECTOR LOOP LEAD
- INDICATES 2" CORE-DRILL



DETAIL 6' x 20' DETECTOR LOOPS

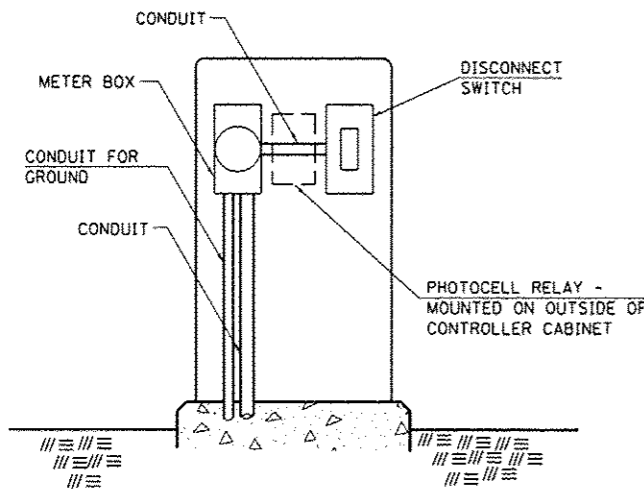
## CONTROL INSTALLATION SIGNAL CABINET MOUNTED



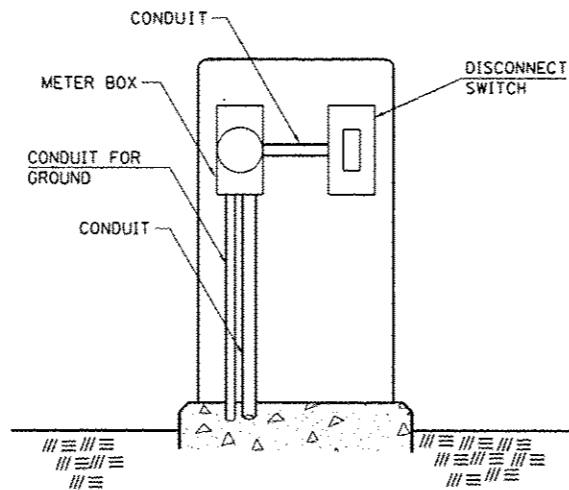
REVISIONS	
DRAWN	5-13-02
REVISED	3-25-08
REVISED	
REVISED	

STD. 9-113

## SERVICE INSTALLATION DETAILS



SERVICE INSTALLATION (SPECIAL)  
WITH PHOTOCELL RELAY



SERVICE INSTALLATION (SPECIAL)

### NOTE:

MATERIAL AND SIZE OF CONDUIT AND CABLE AS REQUIRED BY UTILITY COMPANY

STD. 9-68

REVISIONS	
DRAWN	1-31-90
REVISED	2-24-92
RESIZED	5-7-08

FILE NAME :	USER NAME : *USER*	DESIGNED -	REVISED -	<b>STATE OF ILLINOIS DEPARTMENT OF TRANSPORTATION</b>	<b>DETAILS: DETECTOR LOOPS, SERVICE INSTALLATION, CONTROL INSTALLATION SIGNAL CABINET MOUNTED</b>	F.A.P. RTE. 331	SECTION (IX-11R-5,RS-3,N-5,TS-4)	COUNTY WILLIAMSON	TOTAL SHEETS 288	SHEET NO. 152
ci:\pwwork\pvidot\kellejkd\0184451\7820	3-shi-det.dgn	DRAWN -	REVISED -							
	PLOT SCALE = 1/8"=1'-0"	CHECKED -	REVISED -			SCALE:	SHEET NO. OF SHEETS	STA. TO STA.	ILLINOIS FED. AID PROJECT	
	PLOT DATE = 5/11/2012	DATE -	REVISED -						CONTRACT NO. 78203	