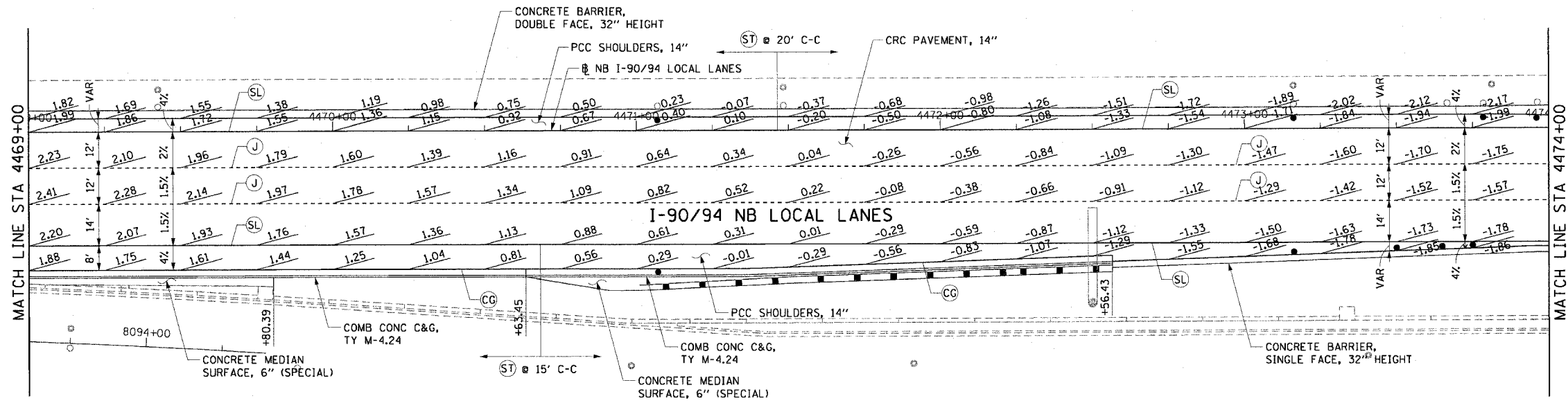
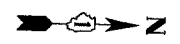


F.A.I. RTE.	SECTION	COUNTY	TOTAL SHEETS	SHEET NO.
90/94	•	COOK	312	111
STA. 4469+00 TO STA. 4474+50				
FED. ROAD DIST. NO. 1 ILLINOIS FED. AID PROJECT				
60A62 • (1919.15, 2021-922 PT1 & PT2) R-1				



NOTES:

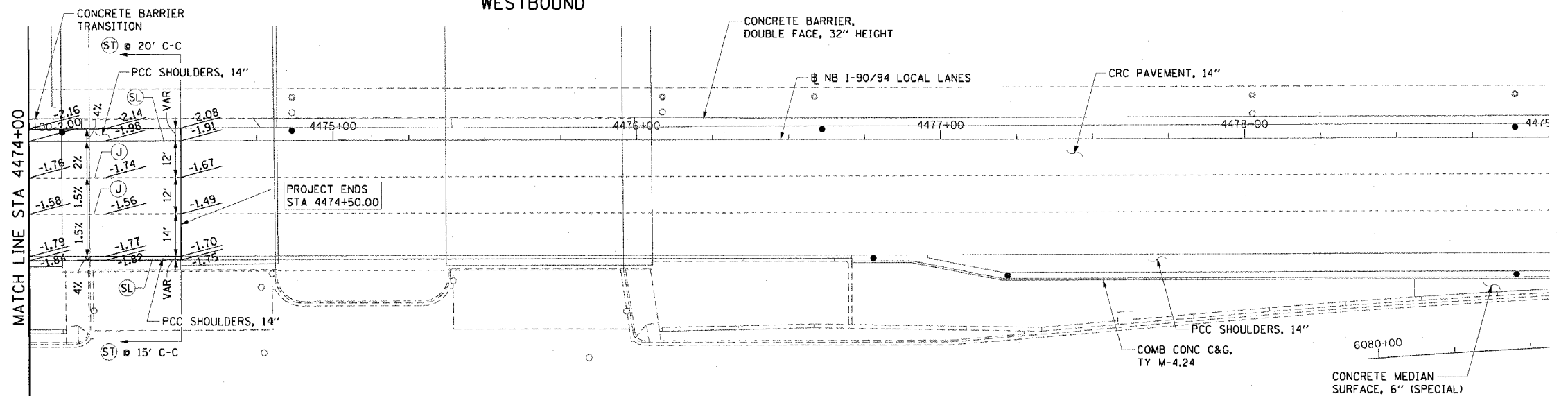
- SEE ALIGNMENT AND TIES SHEETS FOR CURVE INFORMATION.
- SEE ROADWAY PLAN SHEETS FOR BEGINNING AND END TAPER STATIONS AND TAPER RATES.
- PAVEMENT ELEVATIONS ARE SHOWN AT 25' INTERVALS.
- SEE ROADWAY DETAILS FOR THE TYING OF THE BARRIER BASE TO THE PCC SHOULDER.
- AT THE PROJECT LIMITS, THE CONTRACTOR SHALL MEET THE FUTURE ROADWAY ELEVATIONS AND TRANSVERSE SHOULDER CONTRACTION JOINT SPACING OF CONTRACT 62301 AT THAT STATION.

LEGEND:

- (CC) LONGITUDINAL CURB AND GUTTER JOINT - NO. 6 EPOXY COATED TIE BARS, 24" LONG AT 24" C-C
- (J) LONGITUDINAL SAWED JOINT - NO. 6 EPOXY COATED TIE BARS, 30" LONG AT 30" C-C
LONGITUDINAL CONSTRUCTION JOINT - NO. 8 EPOXY COATED TIE BARS, 24" LONG AT 24" C-C
- (SL) LONGITUDINAL SHOULDER CONSTRUCTION JOINT - NO. 8 EPOXY COATED TIE BARS, 30" LONG AT 24" C-C
- (ST) TRANSVERSE SHOULDER CONTRACTION JOINT
- SPACED 15' C-C ALONG OUTSIDE SHOULDER
- SPACED 20' C-C AT ALL OTHER LOCATIONS

GARFIELD BLVD EASTBOUND

GARFIELD BLVD WESTBOUND



REVISIONS	NAME	DATE

PJE-8

ILLINOIS DEPARTMENT OF TRANSPORTATION
F.A.I. 90/94 (DAN RYAN EXPRESSWAY)
63RD STREET TO GARFIELD BLVD (NB LOCAL LANES)

PAVEMENT JOINTING AND ELEVATION PLANS

SCALE: 1"=20'
DATE: June 9, 2006

DRAWN BY: NJH
CHECKED BY: XXX

