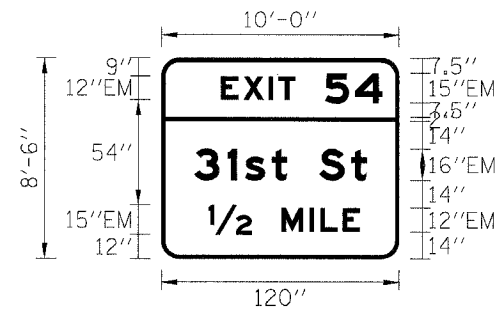


F.A.I. RTE.	SECTION	COUNTY	TOTAL SHEETS	SHEET NO.
94/90	*	COOK	565	248
STA.		TO STA.		
FED. ROAD DIST. NO.		ILLINOIS FED. AID PROJECT		
* 62301 (2021-922 PT2 ETC 2324.6-1P) R-10				

SIGN DETAIL
1:100



SIGN NUMBER	1S016I094L055.41 RT
WIDTH x HGHT.	10'-0" x 8'-6"
BORDER WIDTH	2"
CORNER RADIUS	9"
MOUNTING	Overhead
BACKGROUND	TYPE: Reflective COLOR: Green
LEGEND/BORDER	TYPE: Reflective COLOR: White

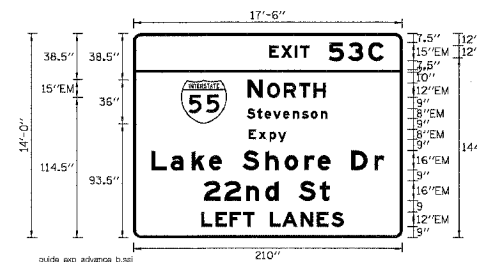
SYMBOL	X	Y	WID	HT

Panel Style: guide_exp_advance_b.ssi
Dimensions are in inches.tenths

Letter locations are panel edge to lower left corner

LETTER POSITIONS (X)										LENGTH	SERIES/SIZE
E	X	I	T	5	4					81.7	EM12,EM15
29.9	41.2	54	58.9	82.7	97.7						
3	1	s	t		S	t				87.3	EM16/12
16.4	33.3	42.2	55.5	63.5	79.5	95.6					
12	M	I	L	E						76.6	EM15,EM12
23.6	60.5	74.7	80.1	91.4							

SIGN DETAIL
1:100



SIGN NUMBER	1B016I094L055.73 LT
WIDTH x HGHT.	17'-6" x 14'-0"
BORDER WIDTH	2"
CORNER RADIUS	9"
MOUNTING	Overhead
BACKGROUND	TYPE: Reflective COLOR: Green
LEGEND/BORDER	TYPE: Reflective COLOR: White

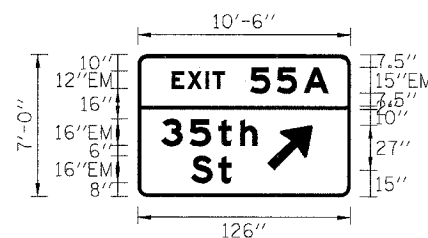
SYMBOL	X	Y	WID	HT
M1_1	37	93.4	36	36

Panel Style: guide_exp_advance_b.ssi
Dimensions are in inches.tenths

Letter locations are panel edge to lower left corner

LETTER POSITIONS (X)										LENGTH	SERIES/SIZE
E	X	I	T	5	3	C				89.4	EM10,EM15
106.1	115.5	126.2	130.2	152.5	167.6	183.5					
N	O	R	T	H						61.3	EM15,EM12
89	104.4	117.4	129.5	140.8							
S	t	e	v	e	n	s	o	n		62.9	EM86
88.6	96.6	102.5	109.3	116.8	124.4	131.8	138.6	146.3			
E	x	p	y							29.6	EM86
89.9	97.7	106.3	112.9								
L	a	k	e		S	h	o	r	e	182.1	EM16/12
14	29	45.3	58.9	69.2	85.2	103.1	118.2	133.7	143.8		
2	2	n	d		S	t				98.6	EM16/12
54.8	70.9	87.9	103	113.3	129.2	145.4					
L	E	F	T		L	A	N	E	S	111.7	EM12
52.7	64	75.3	85.7	94.5	106.5	116.2	130.7	143.3	154.6		

SIGN DETAIL
1:75




SIGN NUMBER	1B016I094L055.73 RT
WIDTH x HGHT.	10'-6" x 7'-0"
BORDER WIDTH	2"
CORNER RADIUS	9"
MOUNTING	Overhead
BACKGROUND	TYPE: Reflective COLOR: Green
LEGEND/BORDER	TYPE: Reflective COLOR: White

SYMBOL	X	Y	WID	HT
ARMED	76.7	15.6	22	34.6

Panel Style: guide_exp_advance_b.ssi
Dimensions are in inches.tenths

Letter locations are panel edge to lower left corner

LETTER POSITIONS (X)										LENGTH	SERIES/SIZE
E	X	I	T	5	5	A				93.1	EM12,EM15
20.1	29.5	40.2	44.3	66.6	82.4	98.3					
3	5	t	h							57.1	EM16/12
13.8	30.7	47.6	60.7								
S	t									24.2	EM16/12
31.4	47.6										



REVISIONS		ILLINOIS DEPARTMENT OF TRANSPORTATION F.A.I. 90/94 (DAN RYAN EXPRESSWAY) GARFIELD BLVD TO 31ST STREET (NB LOCAL LANES) SIGN PANEL DETAILS
NAME	DATE	

SCALE: NONE
DATE: 06/09/06
DRAWN BY: RV
CHECKED BY: AS

SGN-06

6/7/2006 1:50:22 PM