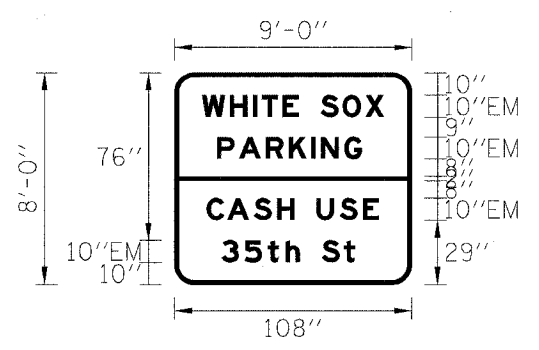


F.A.I. RTE.	SECTION	COUNTY	TOTAL SHEETS	SHEET NO.
94/90		COOK	588	121
STA.		TO STA.		
FED. ROAD DIST. NO.		ILLINOIS FED. AID PROJECT		
*62303 (2021-922 PT2 ETC 2324.6-1P) R-11				

SIGN NUMBER	TS108-05,MP 54.32
WIDTH x HGHT.	9'-0" x 8'-0"
BORDER WIDTH	2"
CORNER RADIUS	9"
MOUNTING	GM
BACKGROUND	TYPE: Reflective COLOR: Green
LEGEND/BORDER	TYPE: Reflective COLOR: White

SYMBOL	X	Y	WID	HT
ARMED	43.9	15.6	16	25.2

SIGN DETAIL
1:100



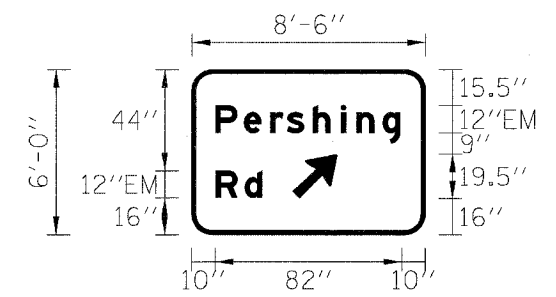
SIGN NUMBER	TS108-05,MP 54.32
WIDTH x HGHT.	9'-0" x 8'-0"
BORDER WIDTH	2"
CORNER RADIUS	9"
MOUNTING	GM
BACKGROUND	TYPE: Reflective COLOR: Green
LEGEND/BORDER	TYPE: Reflective COLOR: White

SYMBOL	X	Y	WID	HT

Panel Style: guide_exp_advance_b.ssi
Dimensions are in inches.tenths
Letter locations are panel edge to lower left corner

LETTER POSITIONS (X)										LENGTH	SERIES/SIZE
W	H	I	T	E	S	O	X			82.9	EM10
12.6	25.1	35.7	39.7	49.1	56.4	66.4	76.5	86.8			
P	A	R	K	I	N	G				65.9	EM10
19.3	29.4	41.4	52	62.2	66.7	77.2					
C	A	S	H	U	S	E				78.4	EM10
14.7	24	36.1	46.6	54.6	64.6	75.1	85.7				
3	5	t	h	S	t					60.8	EM107.5
21.4	31.9	42.5	50.6	57	67	77.1					

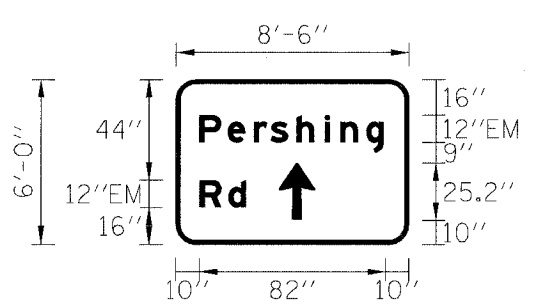
SIGN DETAIL
1:100



Panel Style: guide_exp_advance_b.ssi
Dimensions are in inches.tenths
Letter locations are panel edge to lower left corner

LETTER POSITIONS (X)										LENGTH	SERIES/SIZE
P	e	r	s	h	i	n	g			81.6	EM129
10.2	22.7	34.1	41.5	52.8	65	71.9	83.3	91			
R	d									20.4	EM129
10.3	23										

SIGN DETAIL
1:100



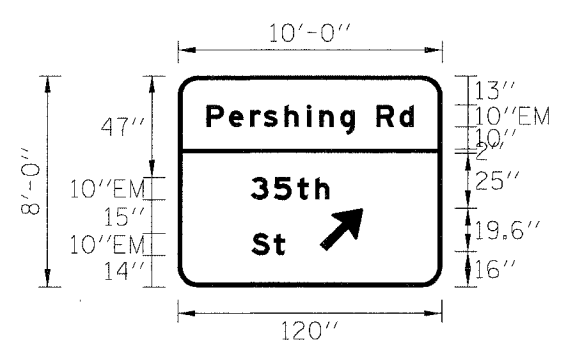
SIGN NUMBER	TS1A01-02
WIDTH x HGHT.	8'-6" x 6'-0"
BORDER WIDTH	2"
CORNER RADIUS	9"
MOUNTING	GM
BACKGROUND	TYPE: Reflective COLOR: Green
LEGEND/BORDER	TYPE: Reflective COLOR: White

SYMBOL	X	Y	WID	HT
ARMED	45	10.3	16	25.2

Panel Style: guide_exp_advance_b.ssi
Dimensions are in inches.tenths
Letter locations are panel edge to lower left corner

LETTER POSITIONS (X)										LENGTH	SERIES/SIZE
P	e	r	s	h	i	n	g			81.6	EM129
10.2	22.7	34.1	41.5	52.8	65	71.9	83.3	91			
R	d									20.4	EM129
10.3	23										

SIGN DETAIL
1:100



Panel Style: guide_exp_advance_b.ssi
Dimensions are in inches.tenths
Letter locations are panel edge to lower left corner

SIGN NUMBER	TS1A02-01,TS1A02-03
WIDTH x HGHT.	10'-0" x 8'-0"
BORDER WIDTH	2"
CORNER RADIUS	9"
MOUNTING	GM
BACKGROUND	TYPE: Reflective COLOR: Green
LEGEND/BORDER	TYPE: Reflective COLOR: White

SYMBOL	X	Y	WID	HT
ARMED	64.5	16.1	16	25.2

LETTER POSITIONS (X)										LENGTH	SERIES/SIZE
P	e	r	s	h	i	n	g	R	d	94.3	EM107.5
12.9	23.3	32.8	38.9	48.3	58.5	64.3	73.8	80.2	90.2		
3	5	t	h							35.7	EM107.5
33.1	43.7	54.3	62.4								
S	t									15.1	EM107.5
33.5	43.6										

REVISIONS	NAME	DATE

ILLINOIS DEPARTMENT OF TRANSPORTATION
F.A.I. 90/94 (DAN RYAN EXPRESSWAY)
GARFIELD BLVD TO 31st STREET (SB LOCAL LANES)
TEMPORARY INFORMATION
SIGN PANEL DETAILS
SCALE: NONE
DATE: 06/09/06
DRAWN BY: RV
CHECKED BY: AS