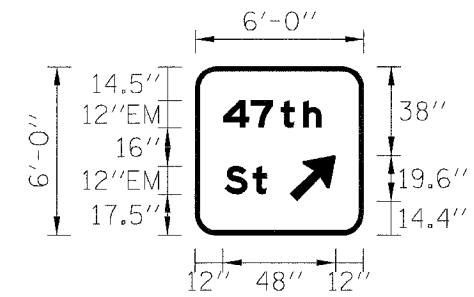


F.A.I. RTE.	SECTION	COUNTY	TOTAL SHEETS	SHEET NO.
94/90		COOK	588	122
STA.		TO STA.		
FED. ROAD DIST. NO.		ILLINOIS FED. AID PROJECT		
*62303 (2021-922 PT2 ETC 2324.6-1P) R-11				

SIGN NUMBER	TS204-01, TS204-02
WIDTH x HIGHT.	6'-0" x 6'-0"
BORDER WIDTH	2"
CORNER RADIUS	9"
MOUNTING	GM
BACKGROUND	TYPE: Reflective COLOR: Green
LEGEND/BORDER	TYPE: Reflective COLOR: White

SYMBOL	X	Y	WID	HT
ARMED	40.5	14.4	16	25.2

SIGN DETAIL  
1:100

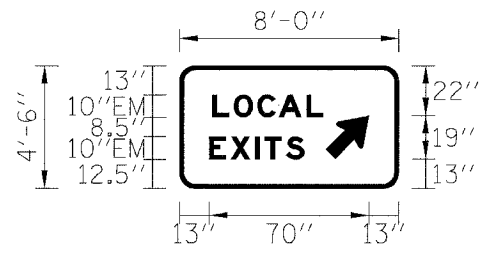


Panel Style: guide\_exp\_advance\_b.ssi  
Dimensions are in inches.tenths

Letter locations are panel edge to lower left corner

LETTER POSITIONS (X)										LENGTH	SERIES/SIZE
4	7	t	h							42.9	EM129
11.9	23.8	36.5	46.3	53.9							
S	t									18.2	EM129
12.5	24.6										

SIGN DETAIL  
1:100



SIGN NUMBER	TS1A02-04
WIDTH x HIGHT.	8'-0" x 4'-6"
BORDER WIDTH	2"
CORNER RADIUS	7"
MOUNTING	GM
BACKGROUND	TYPE: Reflective COLOR: Green
LEGEND/BORDER	TYPE: Reflective COLOR: White

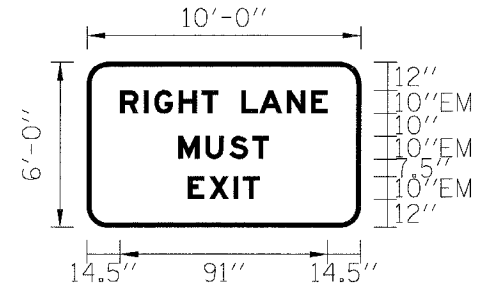
SYMBOL	X	Y	WID	HT
ARUP	64	13	16	24

Panel Style: guide\_exp\_advance\_b.ssi  
Dimensions are in inches.tenths

Letter locations are panel edge to lower left corner

LETTER POSITIONS (X)										LENGTH	SERIES/SIZE
L	O	C	A	L						48.5	EM10
14.3	23.7	34.1	43.4	55.5							
E	X	I	T	S						41.7	EM10
13	22.4	33	37.1	46.5							

SIGN DETAIL  
1:100



SIGN NUMBER	TS204-04, TS2A01-03, TS306-01
WIDTH x HIGHT.	10'-0" x 6'-0"
BORDER WIDTH	2"
CORNER RADIUS	9"
MOUNTING	GM
BACKGROUND	TYPE: Reflective COLOR: Green
LEGEND/BORDER	TYPE: Reflective COLOR: White

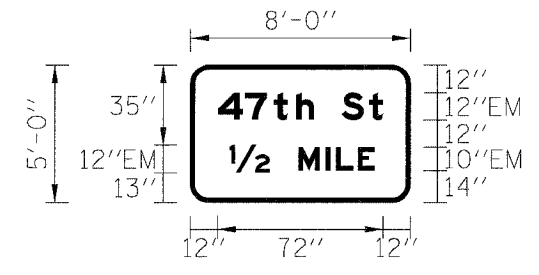
SYMBOL	X	Y	WID	HT
--------	---	---	-----	----

Panel Style: guide\_exp\_advance\_b.ssi  
Dimensions are in inches.tenths

Letter locations are panel edge to lower left corner

LETTER POSITIONS (X)										LENGTH	SERIES/SIZE
R	I	G	H	T		L	A	N	E	91	EM10
14.5	25.1	29.6	40.1	50.2	57.5	67.5	75.5	87.6	98.1		
M	U	S	T							39.7	EM10
40.1	51.8	62.4	72.4								
E	X	I	T							31.5	EM10
44.2	53.6	64.3	68.3								

SIGN DETAIL  
1:100



SIGN NUMBER	TS206-01
WIDTH x HIGHT.	8'-0" x 5'-0"
BORDER WIDTH	2"
CORNER RADIUS	9"
MOUNTING	GM
BACKGROUND	TYPE: Reflective COLOR: Green
LEGEND/BORDER	TYPE: Reflective COLOR: White

SYMBOL	X	Y	WID	HT
--------	---	---	-----	----


Panel Style: guide\_exp\_advance\_b.ssi  
Dimensions are in inches.tenths

Letter locations are panel edge to lower left corner

LETTER POSITIONS (X)										LENGTH	SERIES/SIZE
4	7	t	h		S	t				72.2	EM129
11.9	23.8	36.5	46.3	53.9	65.9	78.1					
12	M	I	L	E						63.5	EM12, EM10
17	47.1	59	63.6	73.1							

REVISIONS	
NAME	DATE

TIS-05  
ILLINOIS DEPARTMENT OF TRANSPORTATION  
F.A.I. 90/94 (DAN RYAN EXPRESSWAY)  
GARFIELD BLVD TO 31st STREET (SB LOCAL LANES)  
TEMPORARY INFORMATION  
SIGN PANEL DETAILS  
SCALE: NONE  
DATE: 06/09/06  
DRAWN BY: RV  
CHECKED BY: AS



6/8/2006 12:25:21 PM