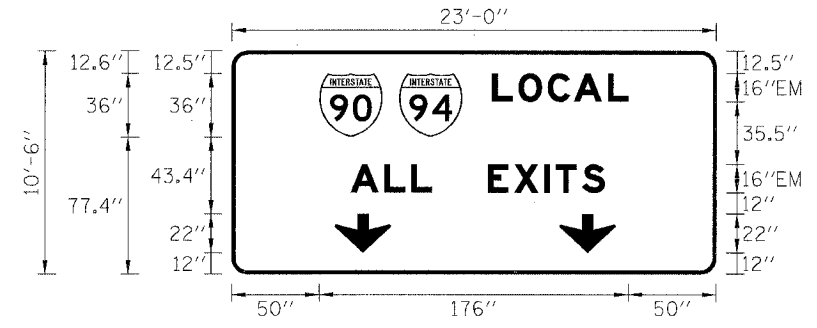


F.A.I. RTE.	SECTION	COUNTY	TOTAL SHEETS	SHEET NO.
94/90		COOK	588	261
STA.		TO STA.		
FED. ROAD DIST. NO.		ILLINOIS FED. AID PROJECT		
* 62303 (2021-922 PT2 ETC 2324.6-1P) R-11				

NOTE:
ALL EXISTING SIGN PANELS ON VIERENDEL TRUSSES SHALL BE REPLACED WITH NEW SIGN PANELS. THE SIZE OF THE PROPOSED SIGN PANELS ARE BASED ON THE RECORD DRAWINGS. THE CONTRACTOR SHALL FIELD VERIFY THE SIZES OF THE EXISTING SIGN PANELSPRIOR TO SIGN FABRICATION.

SIGN DETAIL
1:100



SIGN NUMBER	MP54.25 and MP53.61
WIDTH x HIGHT.	23'-0" x 10'-6"
BORDER WIDTH	2"
CORNER RADIUS	9"
MOUNTING	Overhead
BACKGROUND	TYPE: Reflective COLOR: Green
LEGEND/BORDER	TYPE: Reflective COLOR: White

SYMBOL	X	Y	WID	HT
M1_1	50	77.4	36	36.1
M1_1	95.4	77.4	36	36
AR/DOWN	52	12	32	22
AR/DOWN	196	12	32	22

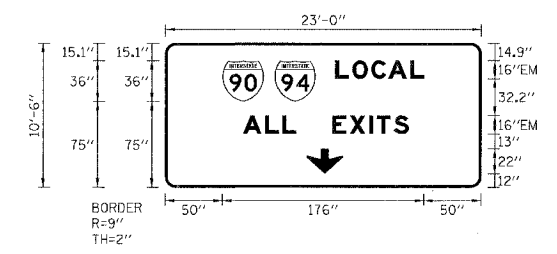
Panel Style: guide_exp_advance_b.ssi
Dimensions are in inches.tenths

Letter locations are panel edge to lower left corner

LETTER POSITIONS (X)										LENGTH	SERIES/SIZE
L	O	C	A	L							EM16
148.4	163.4	180	194.9	214.2						77.6	EM16
A	L	L		E	X	I	T	S			EM16
67.9	87.3	102.3	114	130	146	161.1	178.2	184.7	199.7	144.8	

NOTE:
ALL EXISTING SIGN PANELS ON VIERENDEL TRUSSES SHALL BE REPLACED WITH NEW SIGN PANELS. THE SIZE OF THE PROPOSED SIGN PANELS ARE BASED ON THE RECORD DRAWINGS. THE CONTRACTOR SHALL FIELD VERIFY THE SIZES OF THE EXISTING SIGN PANELSPRIOR TO SIGN FABRICATION.

SIGN DETAIL
1:100



SIGN NUMBER	MP54.53
WIDTH x HIGHT.	23'-0" x 10'-6"
BORDER WIDTH	2"
CORNER RADIUS	9"
MOUNTING	Overhead
BACKGROUND	TYPE: Reflective COLOR: Green
LEGEND/BORDER	TYPE: Reflective COLOR: White

SYMBOL	X	Y	WID	HT
M1_1	50	75	36	36
M1_1	95.4	75	36	36
AR/DOWN	123.5	12	32	22

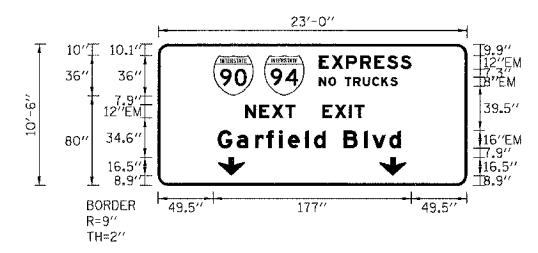
Panel Style: guide_exp_advance_b.ssi
Dimensions are in inches.tenths

Letter locations are panel edge to lower left corner

LETTER POSITIONS (X)										LENGTH	SERIES/SIZE
L	O	C	A	L							EM16
148.4	163.4	180	194.9	214.3						77.6	EM16
A	L	L		E	X	I	T	S			EM16
68	87.3	102.3	114.1	130.1	146.1	161.1	178.2	184.7	199.7	144.8	

SIGN DETAIL
1:100

NOTE:
ALL EXISTING SIGN PANELS ON VIERENDEL TRUSSES SHALL BE REPLACED WITH NEW SIGN PANELS. THE SIZE OF THE PROPOSED SIGN PANELS ARE BASED ON THE RECORD DRAWINGS. THE CONTRACTOR SHALL FIELD VERIFY THE SIZES OF THE EXISTING SIGN PANELSPRIOR TO SIGN FABRICATION.



SIGN NUMBER	MP54.13,54.25,54.53,53.97,53.61
WIDTH x HIGHT.	23'-0" x 10'-6"
BORDER WIDTH	2"
CORNER RADIUS	9"
MOUNTING	Overhead
BACKGROUND	TYPE: Reflective COLOR: Green
LEGEND/BORDER	TYPE: Reflective COLOR: White

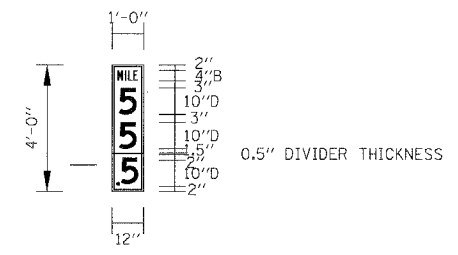
SYMBOL	X	Y	WID	HT
M1_1	49.5	79.9	36	36
M1_1	94.9	80	36	36
AR/DOWN	53.7	8.9	24	16.5
AR/DOWN	198	8.9	24	16.5

Panel Style: guide_exp_advance_b.ssi
Dimensions are in inches.tenths

Letter locations are panel edge to lower left corner

LETTER POSITIONS (X)										LENGTH	SERIES/SIZE			
E	X	P	R	E	S	S					EM12			
144	155.2	168.1	180.7	193.4	204.6	216.7				82.5	EM8			
N	O		T	R	U	C	K	S			EM8			
144	152.4	159	167	174.6	183	191.4	199.5	207.6		70.2	EM12			
N	E	X	T		E	X	I	T			EM12			
78	90.7	102	114	122.8	134.8	146.8	158.1	170.9	175.7	106.5	EM16/12			
G	a	r	f	i	e	l	d	B	l	v	d		EM16/12	
53.6	70.6	86.9	97	108.3	116.3	131.6	139.5	149.7	165.7	184.2	191.7	206.7	163.4	

SIGN DETAIL
1:100



SIGN NUMBER	PS66-05
WIDTH x HIGHT.	1'-0" x 4'-0"
BORDER WIDTH	0.5"
CORNER RADIUS	1.5"
MOUNTING	Barrier
BACKGROUND	TYPE: Reflective COLOR: Green
LEGEND/BORDER	TYPE: Reflective COLOR: White

SYMBOL	X	Y	WID	HT

Panel Style: guide_exp_distance.ssi
Dimensions are in inches.tenths

Letter locations are panel edge to lower left corner

LETTER POSITIONS (X)										LENGTH	SERIES/SIZE
M	I	L	E								B4
2.1	4.8	6	8.1							7.5	D10
5										6.8	D10
2.6										6.8	D10
5										1.5	D10
2.9										6.8	D10
1.6										1.5	D10
5										6.8	D10
3.5										6.8	D10

REVISIONS	NAME	DATE

ILLINOIS DEPARTMENT OF TRANSPORTATION
F.A.I. 90/94 (DAN RYAN EXPRESSWAY)
GARFIELD BLVD TO 31st STREET (SB LOCAL LANES)
SIGN PANEL DETAILS

SCALE: NONE
DATE: 06/09/06
DRAWN BY: RV
CHECKED BY: AS