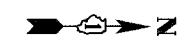


F.A.I.	SECTION	COUNTY	TOTAL SHEETS	SHEET NO.
94/90	2003-02	COOK	344	124
STA.	TO STA.			
FED. ROAD DIST. NO.	ILLINOIS	FED. AID PROJECT		
62581				



**Sx Sox Parking**  
 Cash and Green Coupons Exit 35th St.  
 Red Coupons Exit Here

**90 94 EXPRESS NO TRUCKS**  
**NEXT EXIT**  
 Garfield Blvd

**90 94 LOCAL**  
**ALL EXITS**

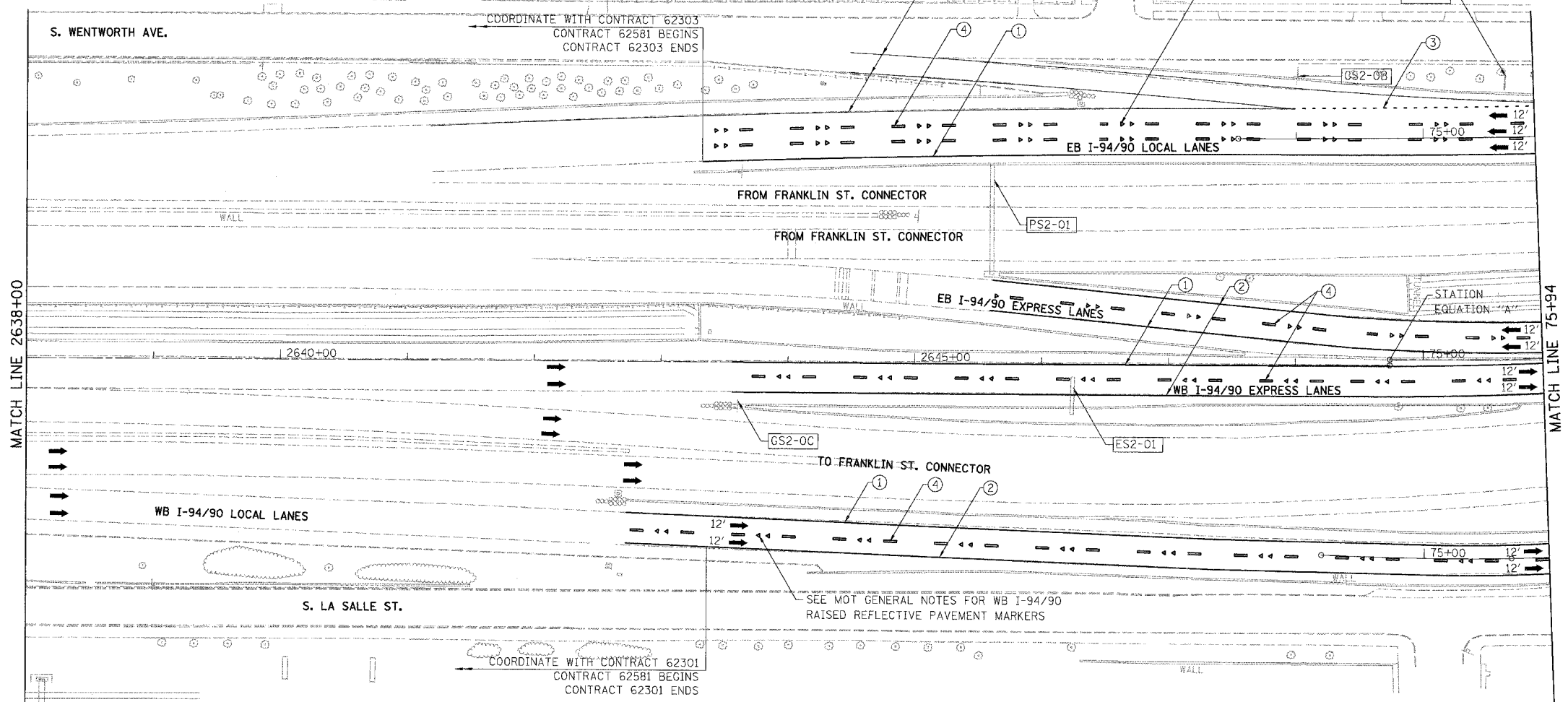
RAMP 30 MAX

GS2-0A GS2-0B

PS2-01  
 CONTRACT 62303 RESPONSIBLE FOR DESIGN AND INSTALLATION OF SIGN PANELS, CONTRACTS 62303 AND 62581 SHOULD COORDINATE INSTALLATION

EXISTING PAVEMENT MARKINGS

SEE MOT GENERAL NOTES FOR EB I-94/90 RAISED REFLECTIVE PAVEMENT MARKERS



- LEGEND**
- ① LINE 4" (YELLOW EDGE LINE)
  - ② LINE 4" (WHITE EDGE LINE)
  - ③ LINE 4" (SKIP DASH, 6' SKIP - 2' DASH, WHITE)
  - ④ LINE 5" (SKIP DASH, 30' SKIP - 10' DASH, WHITE)
  - ⑤ LINE 8" (WHITE LINE)
  - ⑥ LINE 8" (SKIP DASH, 12' SKIP - 3' DASH, WHITE)
  - ⑦ LINE 12" (DIAGONAL, 30' C-C)
  - ⑧ LINE 12" (DIAGONAL, 500' C-C)
  - ⑨ LETTERS AND SYMBOLS

CONTRACTS 62303 AND 62581 SHOULD COORDINATE PAVEMENT MARKINGS AND SIGNING ISSUES FOR EB I-94/90. CONTRACTS 62301 AND 62581 SHOULD COORDINATE PAVEMENT MARKINGS AND SIGNING ISSUES FOR WB I-94/90. ALL PAVEMENT MARKINGS SHOWN IN THESE PLANS ARE UNDER CONTRACT 62581, UNLESS OTHERWISE MARKED.

**EXIT 53B**  
**55 SOUTH Stevenson Expy**  
**St Louis**  
 RIGHT LANE

**EXIT 53C**

**SPEED LIMIT 45**

GS2-0C ES2-01

STATION EQUATION "A"  
 Sta 2648+74.34 BK  
 Sta 74+73.48 AH


NOTE:  
 ALL PAVEMENT MARKINGS ON THIS SHEET WILL BE POLYUREA PAVEMENT MARKING TYPE I, UNLESS OTHERWISE NOTED.

CPM-02

REVISIONS	
NAME	DATE

ILLINOIS DEPARTMENT OF TRANSPORTATION  
 F.A.I. 94/90 (DAN RYAN EXPRESSWAY)  
 SB DAN RYAN ELEVATED BRIDGE  
 REPAIR FROM 15TH TO 28TH STREETS  
 PROPOSED PAVEMENT MARKING PLAN  
 STA. 2638+00 TO STA. 75+94

SCALE: 1"=50'  
 DATE: 4/14/2006  
 DRAWN BY: RA  
 CHECKED BY: RS



BOWMAN, BARRETT & ASSOCIATES INC.  
 CONSULTING ENGINEERS  
 Chicago, Illinois  
 312.228.0100  
 www.bbainc.com

4/14/2006 9:23:45 AM  
 P:\660\COOK\94\124\Sheet\660\_124\plan01.dwg