F.A.I.	SECTION	COUNTY	TOTAL SHEETS	SHEET NO.
94/90	* 2003-029~~84~~-1	COOK	344	149
STA.	TO STA.			
FED. ROAD DIST. NO.	ILLINOIS	FED. AID PROJECT		

62581

SIGN DETAIL
1:50

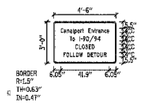

SIGN NUMBER	
WIDTH x HGHT.	4'-6" x 3'-6"
BORDER WIDTH	0.63"
CORNER RADIUS	1.5"
MOUNTING	Ground
BACKGROUND	TYPE: Reflective
	COLOR: Orange
LEGEND/BORDER	TYPE: Reflective
	COLOR: Red/Black

SYMBOL	ROT	X	Y	WID	HT

Panel Style: construction_guide.sai
Dimensions are in inches.tenths

Letter locations are panel edge to lower left corner

LETTER POSITIONS (X)

																							LENGTH	SERIESSIZE
C	a	n	a	l	p	o	r	t		E	n	t	r	a	n	c	e							C 2000
6.1	8.8	11.4	13.9	16.5	17.8	20.4	23	24.4	25.9	29.0	32.5	34.9	36.8	38.3	40.9	43.5	45.9						41.9	42.9
T	o		I	-	9	0	/	9	4															C 2000
13.8	16.3	18.5	22.3	23.4	25.2	28	30.8	35.1	37.7														26.3	42.9
C	L	O	S	E	D																			C 2000
18.8	21.8	24.3	27.3	30.2	32.9																		16.4	4
F	O	L	L	O	W		D	E	T	O	U	R												C 2000
8.4	10.9	14.1	16.7	19.2	22.1	25.2	29.1	32.1	34.5	37.1	40.2	43.3											37.2	4

SIGN DETAIL
1:50



SIGN NUMBER	TSS8-01, TSS4-01
WIDTH x HGHT.	14'-0" x 3'-6"
BORDER WIDTH	0.63"
CORNER RADIUS	1.5"
MOUNTING	Overhead
BACKGROUND	TYPE: Reflective
	COLOR: Orange
LEGEND/BORDER	TYPE: Reflective
	COLOR: Red/Black

SYMBOL	ROT	X	Y	WID	HT
M1_1	0	76.7	6	24	24

Panel Style: construction_guide.sai
Dimensions are in inches.tenths

Letter locations are panel edge to lower left corner

LETTER POSITIONS (X)

																							LENGTH	SERIESSIZE
D	E	T	O	U	R																			D 2000
10.1	20.9	29.3	38.3	49.5	60.5																		58.6	12
S	O	U	T	H																				D 2000
109.4	119.4	130.6	140.5	149.8																			48.5	12

SIGN DETAIL
1:50

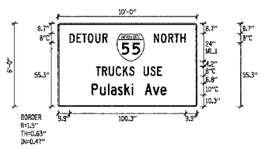

SIGN NUMBER	
WIDTH x HGHT.	10'-0" x 6'-0"
BORDER WIDTH	0.63"
CORNER RADIUS	1.5"
MOUNTING	Overhead
BACKGROUND	TYPE: Reflective
	COLOR: Orange
LEGEND/BORDER	TYPE: Reflective
	COLOR: Red/Black

SYMBOL	ROT	X	Y	WID	HT
M1_1	0	50.8	39.3	24	24

Panel Style: construction_guide.sai
Dimensions are in inches.tenths

Letter locations are panel edge to lower left corner

LETTER POSITIONS (X)

																							LENGTH	SERIESSIZE
D	E	T	O	U	R																			C 2000
9.9	15.9	20.8	25.8	32.1	38.3																		33	8
N	O	R	T	H																				C 2000
82.8	88.9	95.3	100.5	105.7																			27.3	8
T	R	U	C	K	S		U	S	E															C 2000
32.7	37.9	43.8	49.8	56	61.4	66.4	73.9	79.8	85.6														57	8
P	u	l	a	s	k	i		A	v	e														C 2000
38.8	36.1	43	45.7	51.7	57.1	63.5	65.8	74.9	81.8	88.5													64.8	107.3

SIGN DETAIL
1:50

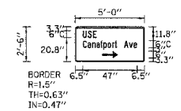

SIGN NUMBER	
WIDTH x HGHT.	5'-0" x 2'-6"
BORDER WIDTH	0.63"
CORNER RADIUS	1.5"
MOUNTING	Ground
BACKGROUND	TYPE: Reflective
	COLOR: Orange
LEGEND/BORDER	TYPE: Reflective
	COLOR: Red/Black

SYMBOL	ROT	X	Y	WID	HT
ARLONG	0	23.1	3.3	6	13.8

Panel Style: construction_guide.sai
Dimensions are in inches.tenths

Letter locations are panel edge to lower left corner

LETTER POSITIONS (X)

																							LENGTH	SERIESSIZE
U	S	E																						C 2000
6.5	10.9	15.3																					11.8	6
C	a	n	a	l	p	o	r	t		A	v	e												C 2000
6.5	10.7	14.6	18.4	22.3	24.2	28	31.9	34.1	38.3	42.3	46.4	50.4											47	64.4

FOR PAYMENT ON DETOUR INFORMATION SIGNING,
SEE CORRESPONDING DETOUR ROUTE SHEETS,
DTR-01 TO DTR-06.

DIS02

REVISIONS	
NAME	DATE

ILLINOIS DEPARTMENT OF TRANSPORTATION
F.A.I. 94/90 (DAN RYAN EXPRESSWAY)
SB DAN RYAN ELEVATED BRIDGE
REPAIR FROM 15TH TO 28TH STREETS
DETOUR INFORMATION SIGNING

SCALE: NTS — DRAWN BY: RA
DATE: 4/14/2006 — CHECKED BY: RS

BOWMAN, BARRETT & ASSOCIATES INC.
CONSULTING ENGINEERS
Chicago, Illinois
312.228.0100
www.bbandainc.com

rs:\660\cad\civil\DI\sheets\660_DI01s01.dgn
4/14/2006 9:24:15 AM