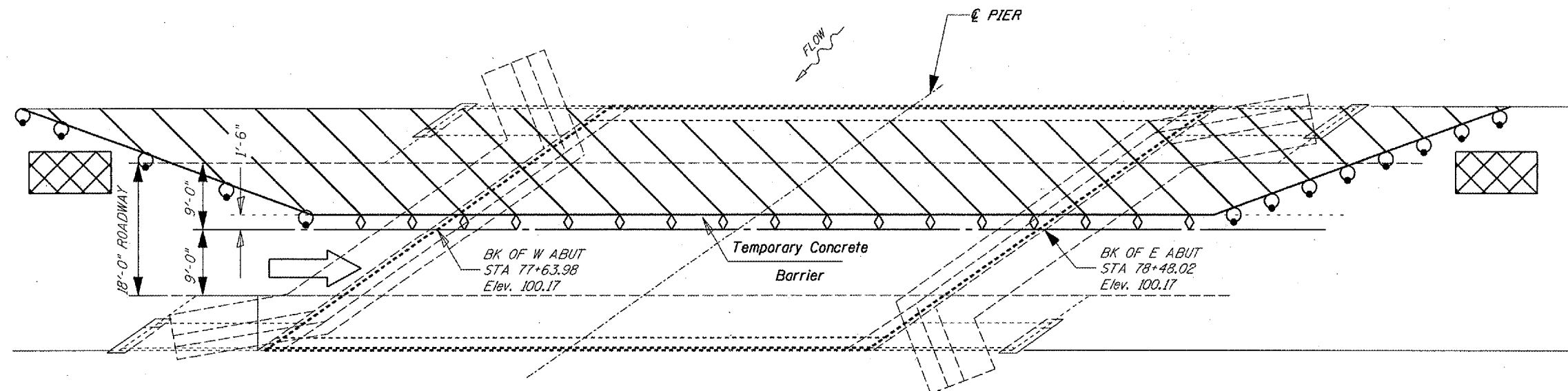
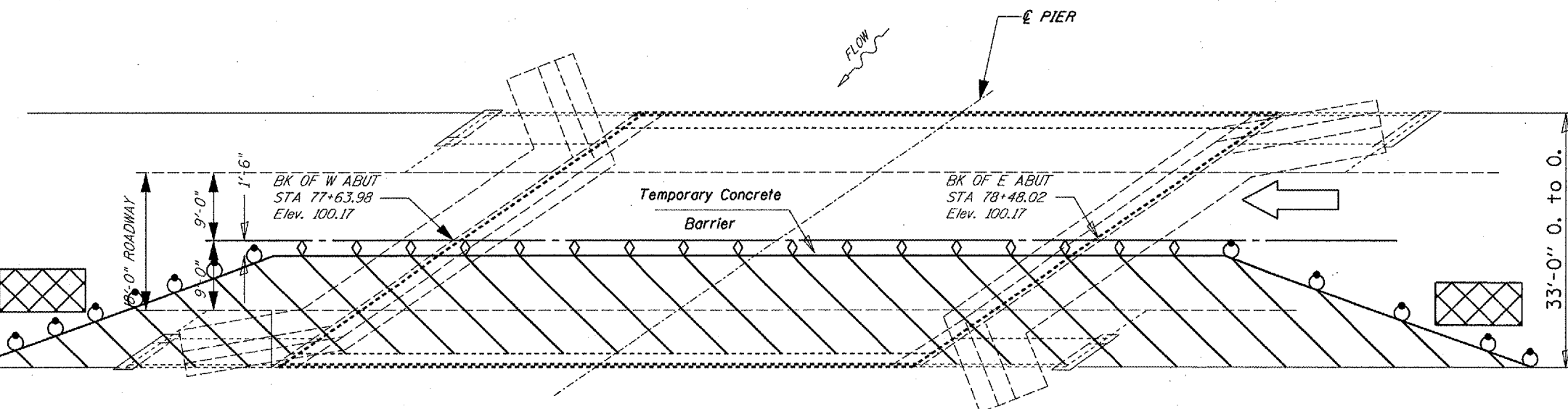


F.A.P. RTE.	SECTION	COUNTY	TOTAL SHEETS	SHEET NO.
701	(128BR)1-1	TAZEWELL	30	11
STA. 77+63.98		TO STA. 78+48.02		
FED. ROAD DIST. NO. 4 ILLINOIS FED. AID PROJECT				













PLAN
STAGE I



PLAN
STAGE II

Symbols

-  Work Area
-  Drum w/Steady-Burn Light
-  Sign
-  Type III Barricade
-  Traffic Signal
-  Steady Burn Lights and Dbl. Vert. Panels
-  Type C Bidirectional Reflector
-  Sand Module Impact Attenuator
-  Temporary Concrete Barrier
-  Induction Loop Detector

NOTES:
Refer to Highway Standard 701321 for exact placement of traffic management devices and other clarifications as construction staging symbols and dimensioning were duplicated off of this standard.

DATE: 03-27-2006
DRAWN BY: CEJ
CHECKED BY:

REVISIONS	
NAME	DATE

ILLINOIS DEPARTMENT OF TRANSPORTATION
TRAFFIC STAGING AND CONTROL
SCALE: VERT. _____
 HORIZ. _____
DATE: 03-27-2006
DRAWN BY: CEJ
CHECKED BY: _____