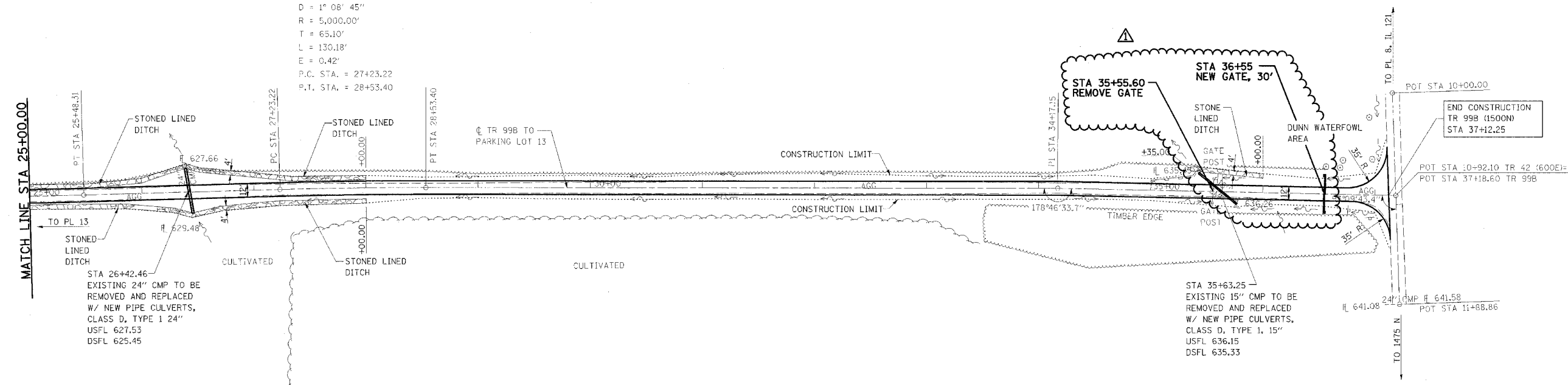


F.A. RTE.	SECTION	COUNTY	TOTAL SHEETS	SHEET NO.
*	**	***	310	53


CONTRACT NO. 74155

• PARK ROADS
 ** SFWA PARK ROADS 2003-1
 *** MOULTRIE AND SHELBY

EXIST. CURVE PL13C3
 PI STA. = 27+88.32
 $\Delta = 1^\circ 29' 30''$ (RT)
 $D = 1^\circ 08' 45''$
 $R = 5,000.00'$
 $T = 65.10'$
 $L = 130.18'$
 $E = 0.42'$
 P.C. STA. = 27+23.22
 P.T. STA. = 28+53.40



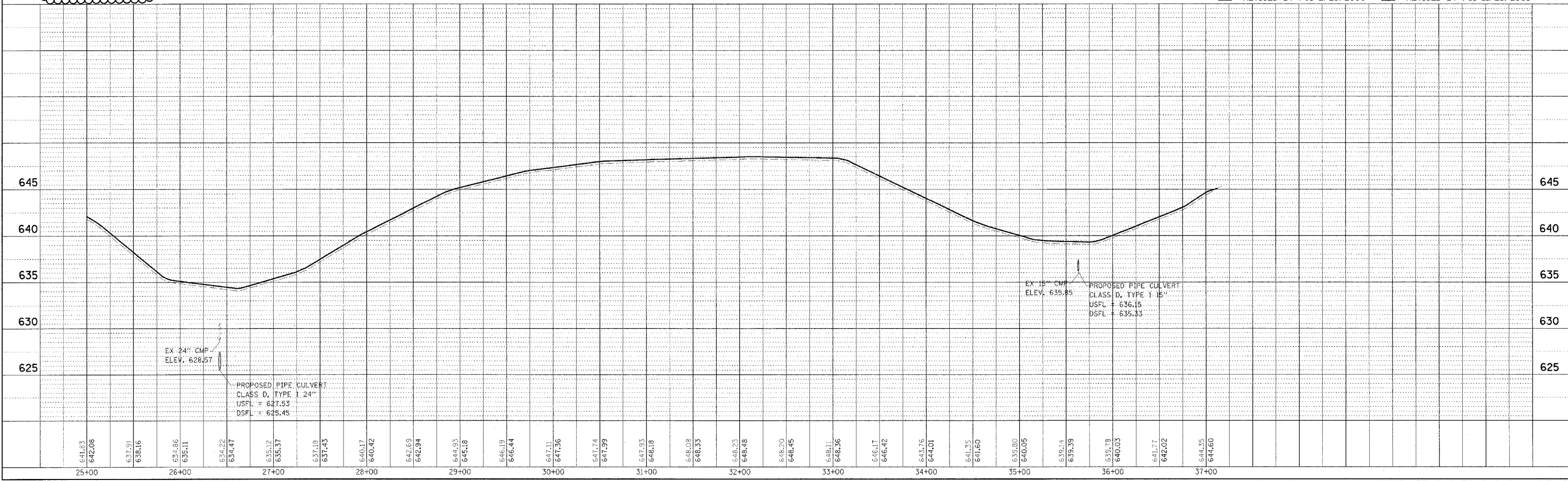
NOTE:
 TR 99B
 STA 10+23.23 TO STA 37+12.25
 SURFACE IMPROVEMENTS,
 ADD 3" AGGREGATE



△ - REVISED BY FGI 2/23/2006 △ - REVISED BY FGI 11/23/2005

DATE	BY	REVISION

DATE	BY	REVISION



WEST OKAW FISH & WILDLIFE UNIT PLAN AND PROFILE, TR 99B TO PARKING LOT 13