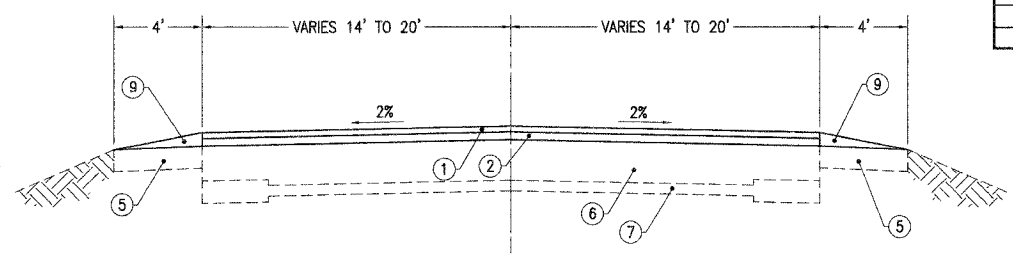
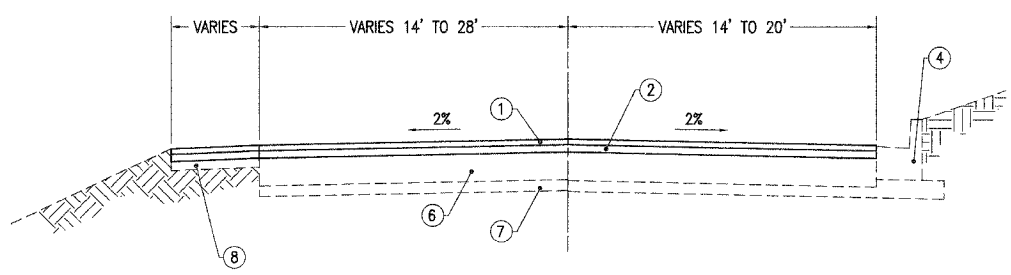


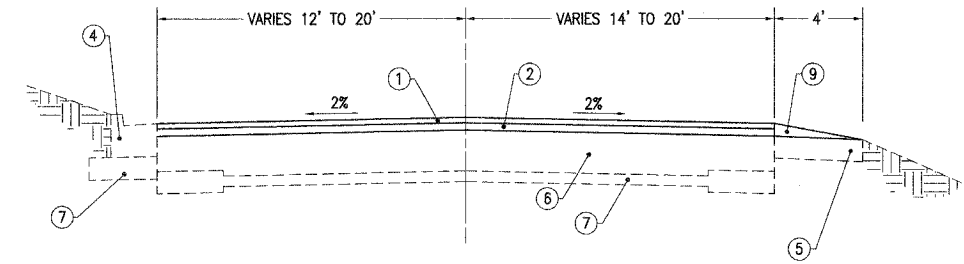
TYPICAL SECTION - STA. 10+30 TO STA. 14+30



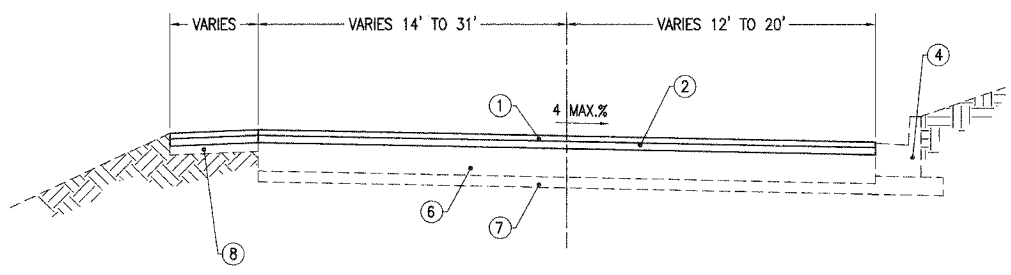
TYPICAL SECTION - STA. 29+33 TO 30+85



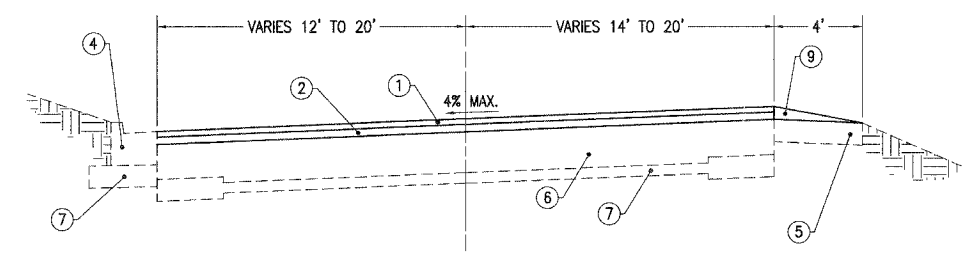
W/O SUPERELEVATION



W/O SUPERELEVATION



W/ SUPERELEVATION - STA. 19+28 TO 25+04
TYPICAL SECTION - STA. 14+30 TO 26+80



W/SUPERELEVATION - STA. 30+88 TO 35+90
TYPICAL SECTION - STA. 30+85 TO 42+80

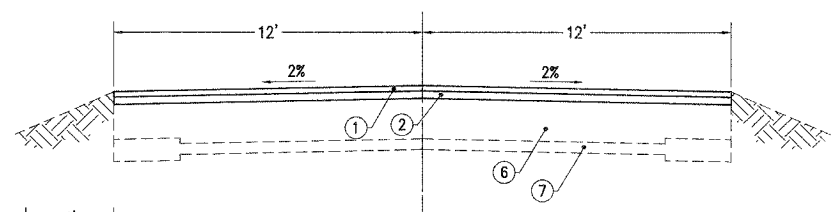
SUPERPAVE MIX TABLE

	AC TYPE	VOIDS	MAX. RAP
BITUMINOUS CONCRETE SURFACE COURSE, SUPERPAVE, MIX "D", N70	PG 64-22	4%@70Gyr	10%
BITUMINOUS CONCRETE BINDER COURSE, SUPERPAVE, IL-19, N70	PG 64-22	4%@70Gyr	15%
BITUMINOUS LEVELING BINDER (MACHINE METHOD) SUPERPAVE, N70	FG-64-22	4%@70Gyr	10%
CLASS D PATCHES, (SPECIAL)	PG 64-22	4%@70Gyr	15%

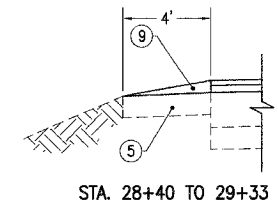
THE UNIT WEIGHT USED TO CALCULATE ALL BITUMINOUS SURFACE MIXTURE IS 112 lbs/sq yd/in.

LEGEND

- ① 1.5" - BITUMINOUS CONCRETE SURFACE COURSE, SUPERPAVE, MIX "D", N70
- ② 2 1/4" - BITUMINOUS CONCRETE BINDER COURSE, SUPERPAVE, IL-19, N70
- ③ NOT USED
- ④ EXISTING CONCRETE CURB AND GUTTER, TYPE B-6.18
- ⑤ EXISTING AGGREGATE SHOULDER
- ⑥ EXISTING BITUMINOUS PAVEMENT
- ⑦ EXISTING AGGREGATE BASE OR SUBBASE GRANULAR MATERIAL
- ⑧ EXISTING BITUMINOUS SHOULDER
- ⑨ AGGREGATE SHOULDER, TYPE B
- ⑩ 3/4" BITUMINOUS LEVELING BINDER (MACHINE METHOD), SUPERPAVE, N70



TYPICAL SECTION - STA. 26+80 TO 29+33



STA. 28+40 TO 29+33

REVISIONS:			DATE			BY			DESCRIPTION		
DATE	BY	DESCRIPTION	DATE	BY	DESCRIPTION	DATE	BY	DESCRIPTION	DATE	BY	DESCRIPTION
04/10/06	SMM	REVISED PER IDOT COMMENTS									

PLOTTED BY:	SMM
CHECKED BY:	JR
DRAWN BY:	SMM
CHECKED BY:	JR
APPROVED BY:	DVM

PAVIA-MARTING & Co.
 910 WEST LAKE STREET
 ROSELLE, IL 60172-3352
 (630) 529-8000 FAX (630) 894-4910
 Design Firm Professional Registration #184902376

TITLE: **STEARNS ROAD RESURFACING IMPROVEMENTS**
TYPICAL SECTIONS
 SECTION NO: 06-00079-00-RS

SCALE:	NONE
DATE:	02/27/06
JOB NO:	2809/05
SHEET	3 OF 28

F:\2809\05\CADD\280905 - TYPICAL SECTIONS.DWG 4/13/2006 8:29 AM