

F.A. RTE.	SECTION	COUNTY	TOTAL SHEETS	SHEET NO.
1398	06-00241-00-TL	COOK	23	8
STA.	TO STA.			
FED. ROAD DIST. NO.	ILLINOIS	FED. AID PROJECT		

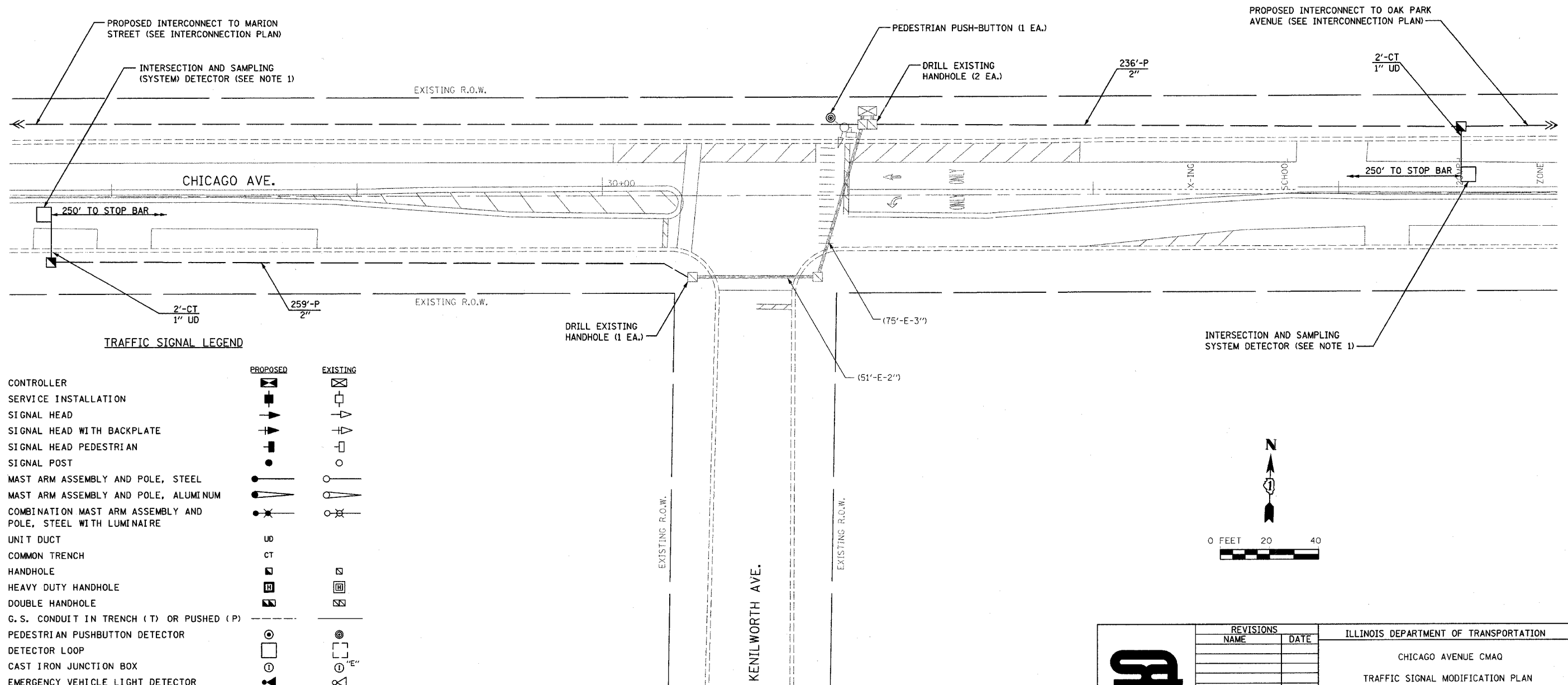
83860 83860

RESTORATION OF WORK AREA

RESTORATION OF THE TRAFFIC SIGNAL WORK AREA SHALL BE INCIDENTAL TO THE RELATED PAY ITEM SUCH AS FOUNDATION, CONDUIT, HANDHOLE, TRENCH AND BACKFILL, ETC., AND NO EXTRA COMPENSATION SHALL BE ALLOWED. ALL ROADWAY SURFACES SUCH AS SHOULDERS, MEDIANS, SIDEWALKS, PAVEMENT, ETC., SHALL BE REPLACED IN KIND. ALL DAMAGE TO MOWED LAWNS SHALL BE REPLACED WITH AN APPROVED SOD, IN ACCORDANCE WITH STANDARD SPECIFICATION.


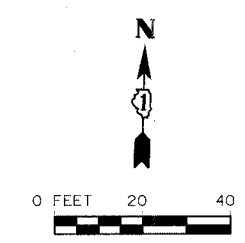
THE TRAFFIC SIGNAL CONTROL EQUIPMENT FOR THIS PROJECT SHALL BE "ECONOLITE" TO MATCH THE EXISTING ADJACENT SYSTEM

1. INTERSECTION AND SAMPLING (SYSTEM) DETECTOR LOOPS SHALL BE INSTALLED ACCORDING TO DISTRICT ONE STANDARDS.
2. EXISTING CONDUIT AND CABLE SHALL REMAIN IN PLACE.
3. THE CONTRACTOR SHALL BE RESPONSIBLE FOR VERIFYING EXISTING CONDITIONS. NO COMPENSATION WILL BE MADE FOR AREAS WHERE CONDUIT IS TRENCHED INSTEAD OF PUSHED. ALL CONDUIT SHALL BE PAID FOR AT THE CONTRACT UNIT PRICE FOR CONDUIT, PUSHED UNLESS OTHERWISE NOTED ON THE PLANS OR AS DIRECTED BY THE ENGINEER. ALL RESTORATION REQUIRED ABOVE THE BORED OR TRENCHED AREA SHALL BE INCIDENTAL TO THE CONDUIT REGARDLESS OF THE INSTALLATION METHOD. BID PRICES SHALL REFLECT THE CONTRACTOR'S DESIRED METHOD OF INSTALLATION.



TRAFFIC SIGNAL LEGEND

	PROPOSED	EXISTING
CONTROLLER	[Symbol]	[Symbol]
SERVICE INSTALLATION	[Symbol]	[Symbol]
SIGNAL HEAD	[Symbol]	[Symbol]
SIGNAL HEAD WITH BACKPLATE	[Symbol]	[Symbol]
SIGNAL HEAD PEDESTRIAN	[Symbol]	[Symbol]
SIGNAL POST	[Symbol]	[Symbol]
MAST ARM ASSEMBLY AND POLE, STEEL	[Symbol]	[Symbol]
MAST ARM ASSEMBLY AND POLE, ALUMINUM	[Symbol]	[Symbol]
COMBINATION MAST ARM ASSEMBLY AND POLE, STEEL WITH LUMINAIRE	[Symbol]	[Symbol]
UNIT DUCT	UD	[Symbol]
COMMON TRENCH	CT	[Symbol]
HANDHOLE	[Symbol]	[Symbol]
HEAVY DUTY HANDHOLE	[Symbol]	[Symbol]
DOUBLE HANDHOLE	[Symbol]	[Symbol]
G. S. CONDUIT IN TRENCH (T) OR PUSHED (P)	T/P	[Symbol]
PEDESTRIAN PUSHBUTTON DETECTOR	[Symbol]	[Symbol]
DETECTOR LOOP	[Symbol]	[Symbol]
CAST IRON JUNCTION BOX	[Symbol]	[Symbol]
EMERGENCY VEHICLE LIGHT DETECTOR	[Symbol]	[Symbol]
CONFIRMATION BEACON	[Symbol]	[Symbol]
SIGNAL HEAD OPTICALLY PROGRAMMED	[Symbol]	[Symbol]
CONDUIT SPLICE	[Symbol]	[Symbol]



REVISIONS	
NAME	DATE

ILLINOIS DEPARTMENT OF TRANSPORTATION
 CHICAGO AVENUE CMAQ
 TRAFFIC SIGNAL MODIFICATION PLAN
 CHICAGO AVENUE & KENILWORTH AVENUE
 SCALE: VERT. 1"=20'
 HORIZ. 1"=20'
 DATE 5/30/2006
 DRAWN BY RCB
 CHECKED BY KCV

TRAFFIC SIGNAL PLAN

TIME: 8:23:23 PM
 DATE: 5/30/2006
 FILENAME: s:\05\781-600\784\06\1\mod\sh\modification\kenilworth_avenue.dgn