

INDEX TO SHEETS

SHEET NO.	DESCRIPTION
1	COVER SHEET
2	GENERAL NOTES, STATE STANDARDS, LEGEND
3-8	SUMMARY OF QUANTITIES
9-10	SCHEDULE OF QUANTITIES
11-12	ALIGNMENT, TIES AND BENCHMARKS
13-16	TYPICAL SECTIONS
17	STAGING NOTES AND TYPICAL SECTIONS
18	DETOUR PLAN
19-20	CONSTRUCTION STAGING PLAN - STAGE 1
21	CONSTRUCTION STAGING PLAN - STAGE 1A AND 2A
22-23	CONSTRUCTION STAGING PLAN - STAGE 2
24	CONSTRUCTION STAGING PLAN - STAGE 3
25-26	EROSION CONTROL NOTES AND DETAILS
27-28	EROSION CONTROL PLAN - STAGE 1, 1A AND 2A
29-30	EROSION CONTROL PLAN - STAGE 2 AND 3
31	COMPENSATORY STORAGE BASIN GRADING PLAN
32-39	PLAN AND PROFILE - ANNIE GLIDDEN ROAD
40-42	PLAN AND PROFILE - S. MALTA ROAD/TAYLOR STREET
43	PLAN AND PROFILE - KNOLLS AVENUE NORTH-SOUTH
44-51	UTILITY PLAN AND PROFILE - ANNIE GLIDDEN ROAD
52-54	UTILITY PLAN AND PROFILE - S. MALTA ROAD/TAYLOR STREET
55	UTILITY PLAN AND PROFILE - KNOLLS AVENUE NORTH-SOUTH
56-57	PAVEMENT MARKING AND SIGNING PLANS
58-59	TRAFFIC SIGNALS - TEMPORARY
60-61	TRAFFIC SIGNALS - PROPOSED
62	TRAFFIC SIGNALS - PROPOSED INTERCONNECT PLANS
63-65	TRAFFIC SIGNALS - DETAILS
66	STREET LIGHTING PLAN
67-69	STREET LIGHTING DETAILS
70	LANDSCAPING DETAILS AND PLANT SCHEDULE
71-72	LANDSCAPING PLAN
73-74	MEDIAN AND PARKWAY LANDSCAPING DETAILS
75	BOX CULVERT PLAN
76-82	BOX CULVERT DETAILS
83	SOIL FOUNDATION BORING LOGS
84	BRICK SIGN DETAIL
85-94	SPECIAL DETAILS
95-98	DISTRICT 2 STANDARDS
99-131	CROSS SECTIONS - ANNIE GLIDDEN ROAD
132-140	CROSS SECTIONS - S. MALTA ROAD/TAYLOR STREET

STATE OF ILLINOIS  
DEPARTMENT OF TRANSPORTATION  
DIVISION OF HIGHWAYS

PLANS FOR PROPOSED  
FEDERAL AID HIGHWAY

F.A.U. ROUTE 5348 ( ANNIE GLIDDEN ROAD )

SECTION NO. 05-00160-00-WR

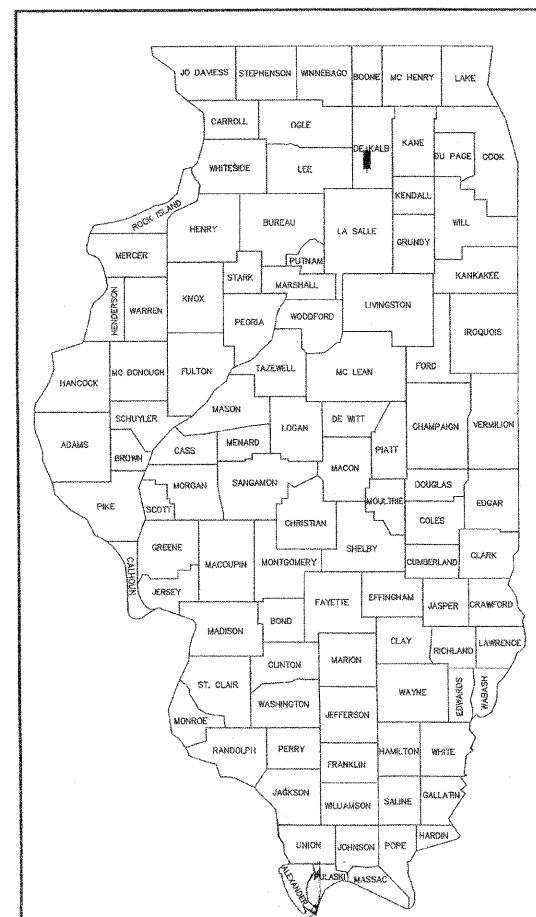
PROJECT NO. HPP-2295(001)

CITY OF DEKALB

JOB NO. C-93-089-06

DESCRIPTION OF PROJECT

THIS IMPROVEMENT CONSISTS OF FULL-DEPTH BITUMINOUS PAVEMENT RECONSTRUCTION, FULL DEPTH BITUMINOUS WIDENING AND RESURFACING, BITUMINOUS BICYCLE PATH, PRECAST BOX CULVERTS, SIDEWALK, CURB AND GUTTER, STORM SEWER, WATER MAIN, TRAFFIC SIGNAL MODERNIZATION AND INTERCONNECT, LIGHTING, PAVEMENT MARKING, LANDSCAPING, CLEANING AND PAINTING STEEL BRIDGE AND OTHER APPURTENANT WORK NECESSARY TO COMPLETE THE PROJECT SHOWN HEREIN AND AS DESCRIBED IN THE SPECIFICATIONS.



LOCATION OF SECTION INDICATED THIS: — ■ —

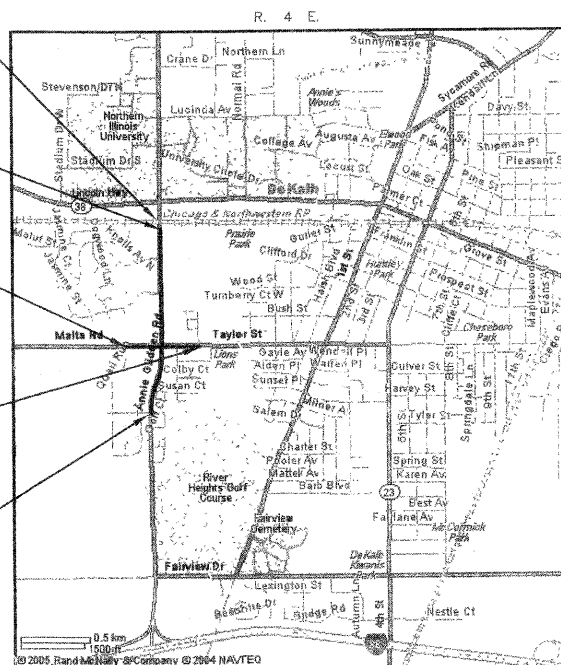
UNION PACIFIC RR OVER ANNIE GLIDDEN ROAD CLEANING AND PAINTING STEEL BRIDGE

ANNIE GLIDDEN ROAD IMPROVEMENT BEGINS STATION 81+15

S. MALTA ROAD IMPROVEMENT BEGINS STATION 191+41

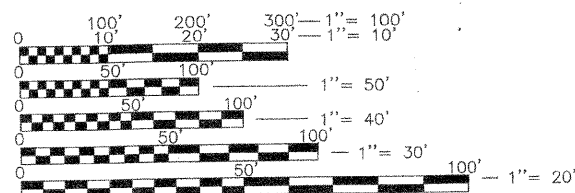
TAYLOR STREET IMPROVEMENT ENDS STATION 208+59

ANNIE GLIDDEN ROAD IMPROVEMENT ENDS STATION 127+05



STATE STANDARDS

SEE SHEET 2 FOR STATE STANDARDS




FULL SIZE PLANS HAVE BEEN PREPARED USING STANDARD ENGINEERING SCALES. REDUCED SIZED PLANS WILL NOT CONFORM TO STANDARD SCALES. IN MAKING MEASUREMENTS ON REDUCED PLANS, THE ABOVE SCALES MAY BE USED.

CONTRACT NO. 87330

TRAFFIC DATA:	2025 ADT	POSTED / DESIGN SPEED
ANNIE GLIDDEN ROAD	24,000	35-45 / 45
S. MALTA ROAD/TAYLOR STREET	12,000	30 / 30

DESIGN DESIGNATION:	NET LENGTH OF ANNIE GLIDDEN ROAD	=	4,590 LIN. FT. (0.869 MILES)
FAU 5348 ANNIE GLIDDEN ROAD	NET LENGTH OF S. MALTA ROAD/TAYLOR STREET	=	1,718 LIN. FT. (0.325 MILES)
2570(25) URBAN MINOR ARTERIAL 2.74(FD-20)	TOTAL LENGTH OF IMPROVEMENT	=	6,308 LIN. FT. (1.194 MILES)
FAU 5342 S. MALTA ROAD			
1005 (25) LOCAL ROAD 0.96 (FD-20)			
FAU 5342 TAYLOR STREET			
1175 (25) URBAN MINOR ARTERIAL 0.96 (FD-20)			

LOCATION MAP  
SCALE: 1" = 2000'



APPROVED Jan 24 2006  
Joel C. Maurer  
CITY OF DEKALB

PASSED April 10 2006  
Jim L. John  
DISTRICT ENGINEER OF LOCAL ROADS AND STREETS

APPROVED FOR BIDDING April 10 2006  
James R. Lenzini  
DISTRICT ENGINEER

DATE: <u>1/19/2006</u>	LICENSE NO. <u>062-043174</u>	<p>Hampton Lenzini and Renwick, Inc. Civil Engineers Land Surveyors 380 Shepard Drive Elgin, Illinois 60123-7010 847.697.6700</p>
BY: <u>James R. Lenzini</u>	ILLINOIS	
LICENSE EXPIRES: <u>11/30/2007</u>	SEAL:	Account Number: <u>03-03-0167</u>

CONSULTANT - HAMPTON, LENZINI AND RENWICK, INC. - (847) 687-6700  
IDOT FEDERAL AID PROJECT ENGINEER: LAURA CONNOLLY - (815) 284-5388