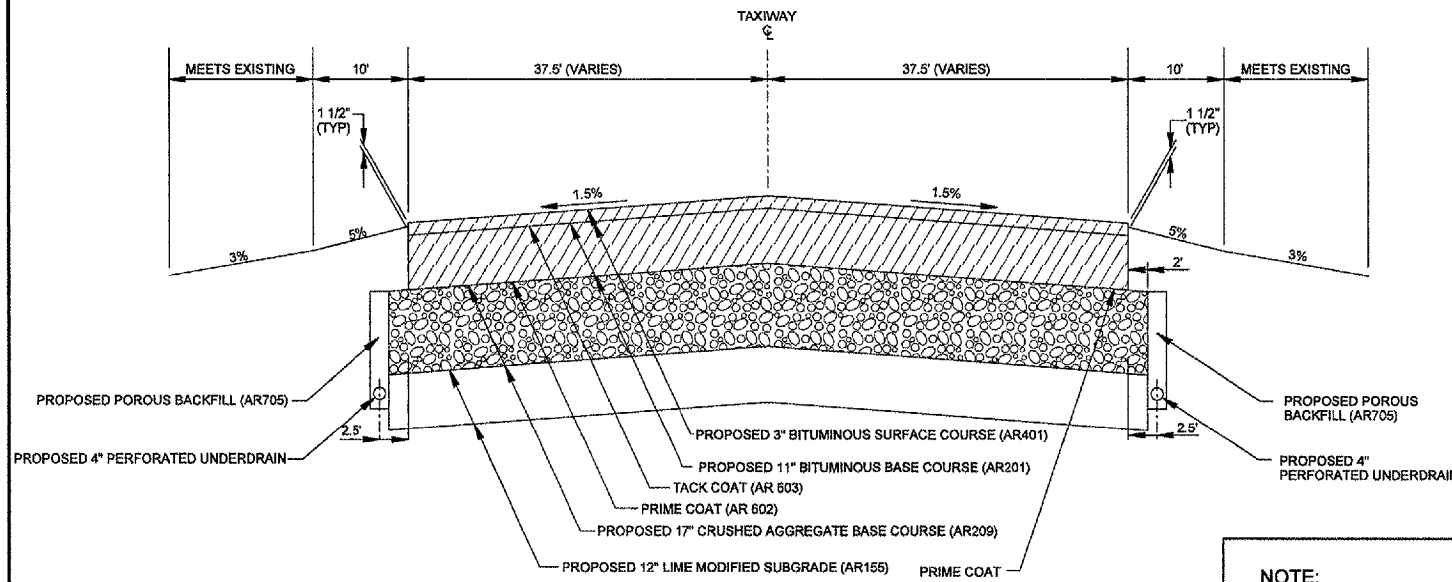


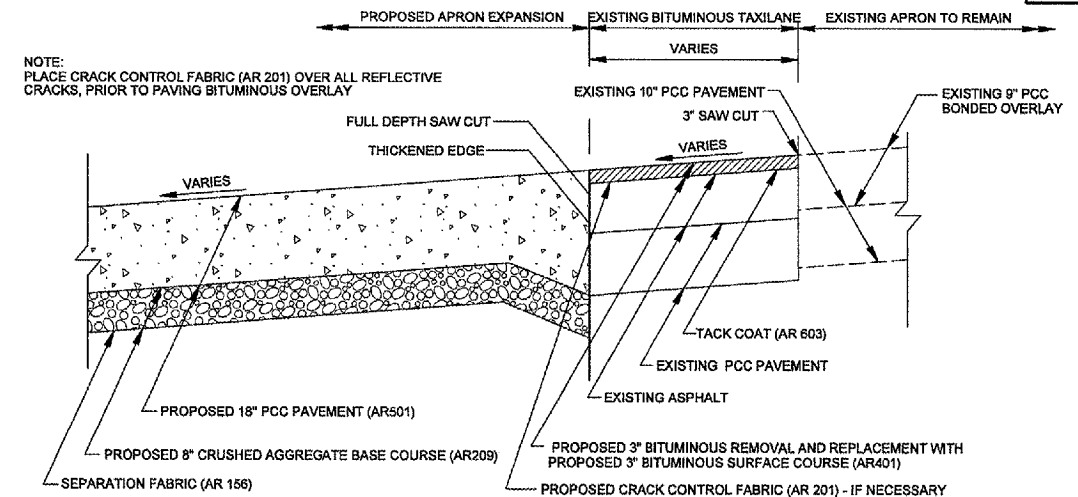
NUMBER	BY	DATE

0 1 2  
THIS BAR IS EQUAL TO 2"  
AT FULL SCALE (34X22).  
PLOT 1



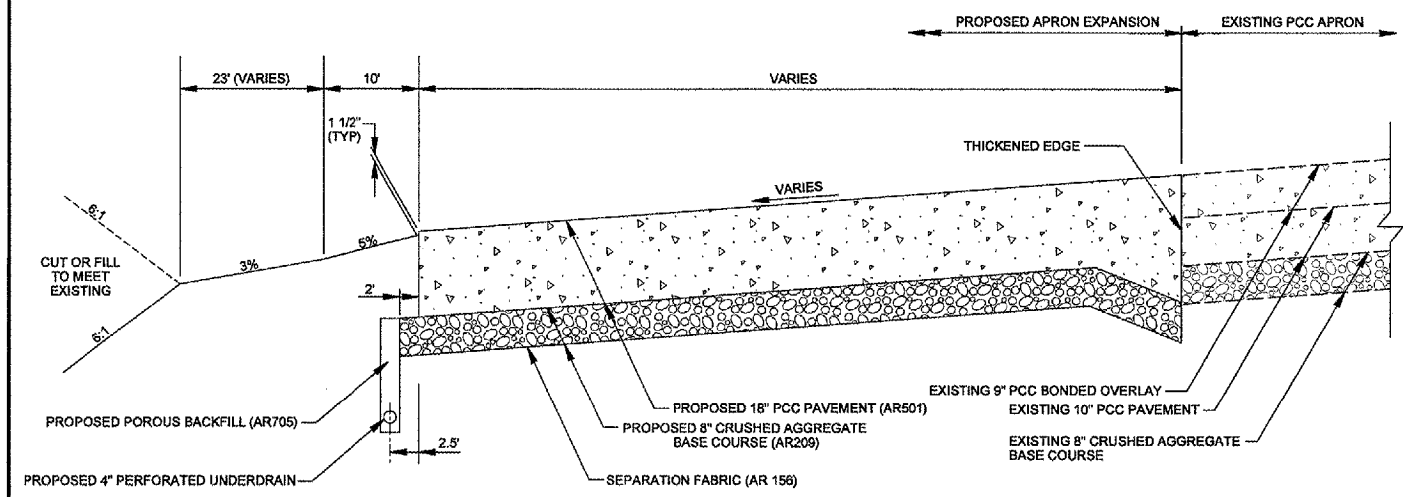
**SECTION A-A PROPOSED BITUMINOUS TAXIWAY TYPICAL SECTION**  
N.T.S.

NOTE:  
SEE PLAN AND PROFILE SHEETS  
FOR SECTIONS CUT LOCATIONS

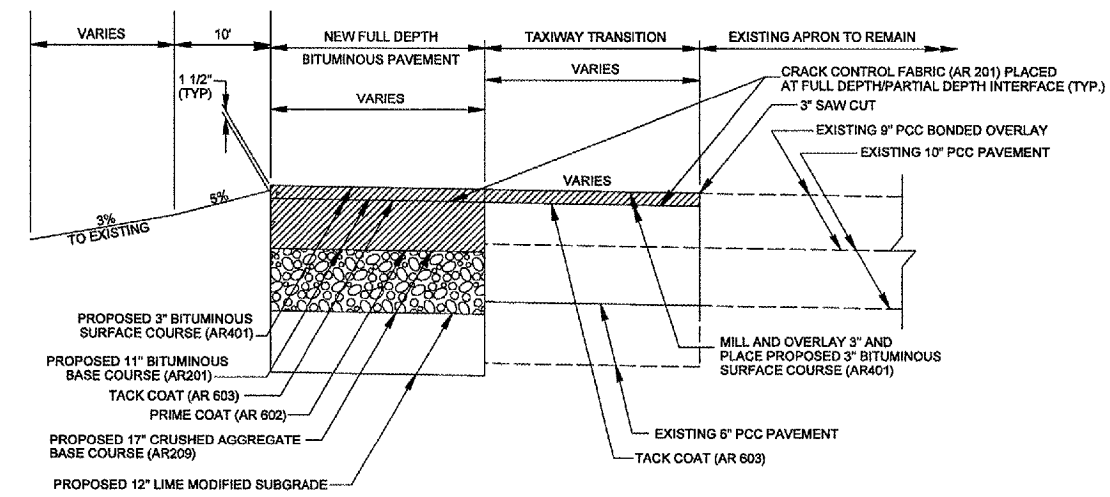


**SECTION E-E PROPOSED APRON EXPANSION TYPICAL SECTION**  
N.T.S.

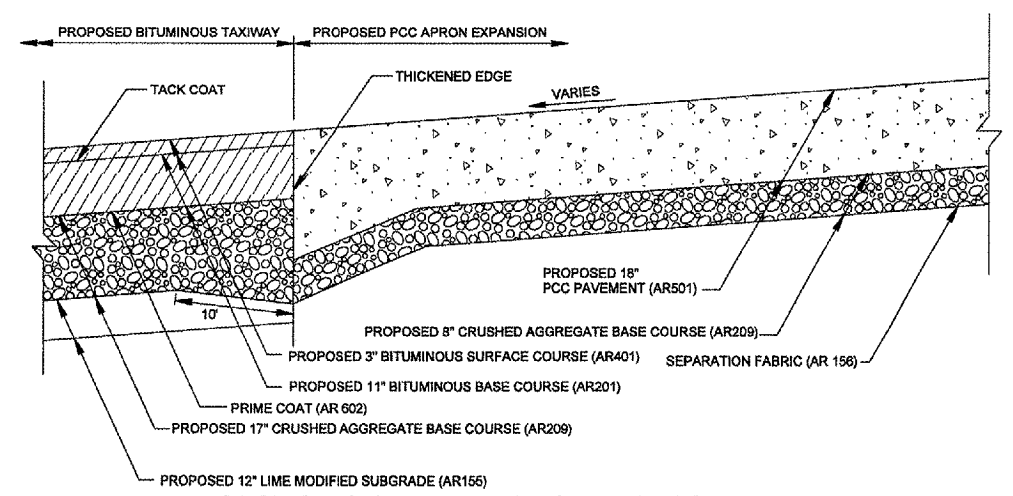
NOTE:  
PLACE CRACK CONTROL FABRIC (AR 201) OVER REFLECTIVE  
CRACKS AS DESIGNATED BY RESIDENT ENGINEER PRIOR  
TO PAVING BITUMINOUS OVERLAY



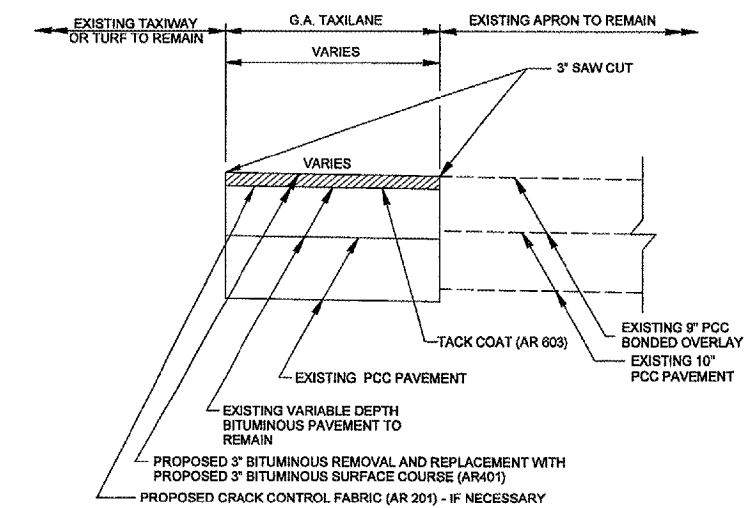
**SECTION B-B PROPOSED APRON EXPANSION TYPICAL SECTION**  
N.T.S.



**SECTION F-F TXY T WIDENING TYPICAL SECTION**  
N.T.S.



**SECTION C-C INTERFACE OF PROPOSED BITUMINOUS TAXIWAY AND PCC APRON EXPANSION TYPICAL SECTION**  
N.T.S.



**SECTION D-D G.A. TAXILANE TYPICAL SECTION**  
N.T.S.

NOTE:  
PLACE CRACK CONTROL FABRIC (AR 201) OVER REFLECTIVE  
CRACKS AS DESIGNATED BY RESIDENT ENGINEER PRIOR  
TO PAVING BITUMINOUS OVERLAY

GREATER  
**Peria**  
REGIONAL  
Airport

**RELOCATE TAXIWAY A AND D FROM MID-FIELD INTERSECTION PHASE 2**

**CMT**  
CRAWFORD, MURPHY & TILLY, INC.  
CONSULTING ENGINEERS

IL PROJECT: PIA-3616  
AIP PROJ: 3-17-0080-XX

FILE: ...1013\_typical\_sections.dgn

DESIGN BY: TCS

DRAWN BY: CAG

CHECKED BY: TCS

APPROVED BY: CET

DATE: JUNE 30, 2006

JOB No: 04081-03-02

7/13/2006 k:\peorid\040610302\draw\sheets\013\_typical\_sections.dgn