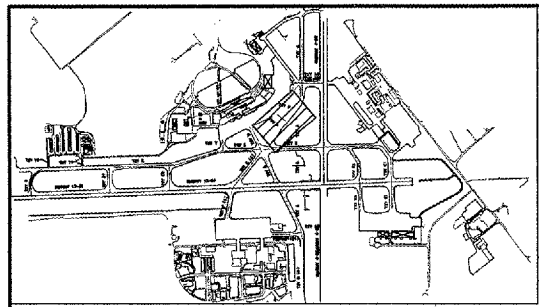


PE085

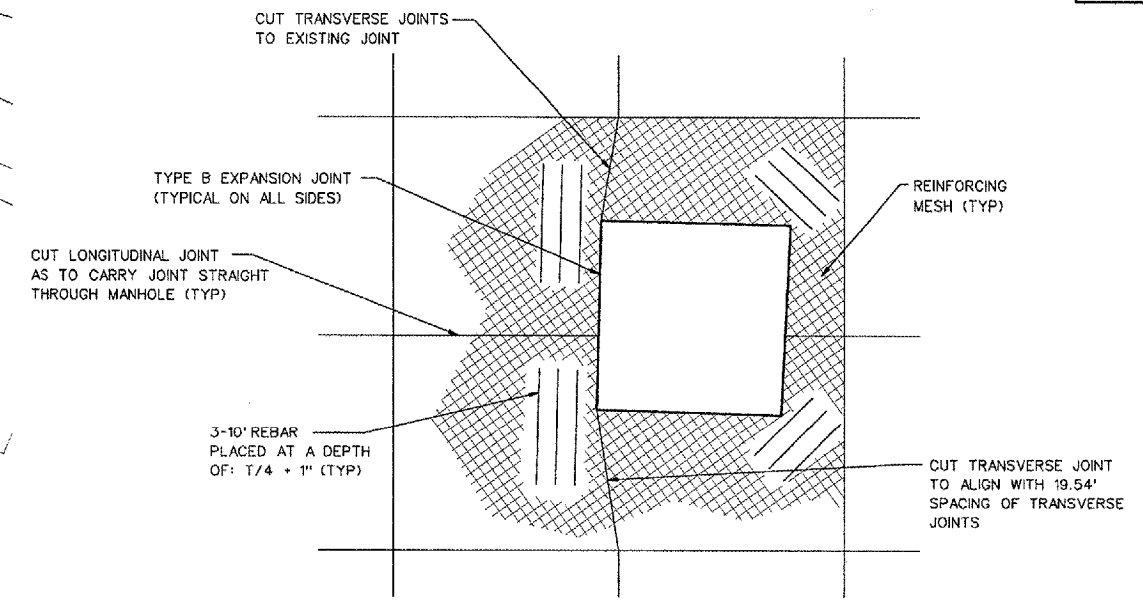
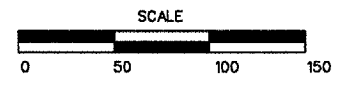
REVISIONS

NUMBER	BY	DATE

0 1 2  
 THIS BAR IS EQUAL TO 2"  
 AT FULL SCALE (34X22).  
 PLOT 1

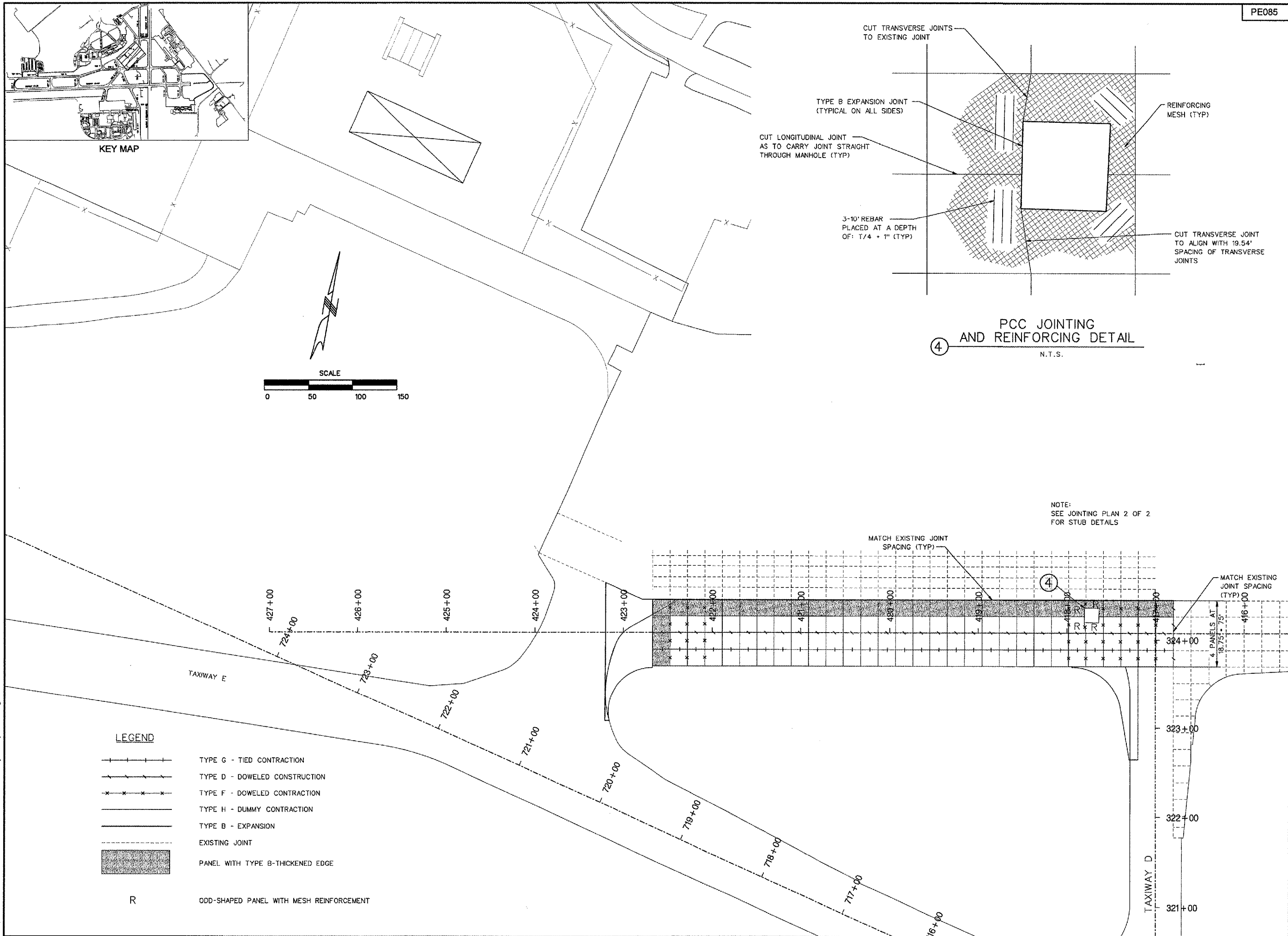


KEY MAP



④ PCC JOINTING AND REINFORCING DETAIL  
 N.T.S.

NOTE:  
 SEE JOINTING PLAN 2 OF 2 FOR STUB DETAILS




LEGEND

- +—+—+— TYPE G - TIED CONTRACTION
- +—+—+— TYPE D - DOWELED CONSTRUCTION
- x—x—x— TYPE F - DOWELED CONTRACTION
- +—+—+— TYPE H - DUMMY CONTRACTION
- +—+—+— TYPE B - EXPANSION
- - - - - EXISTING JOINT
- ▨ PANEL WITH TYPE B-THICKENED EDGE
- R ODD-SHAPED PANEL WITH MESH REINFORCEMENT



RELOCATE TAXIWAY A AND D FROM  
 MID-FIELD INTERSECTION PHASE 2



IL PROJECT: PIA-3616  
 AIP PROJ: 3-17-0080-XX

FILE: ...025\_joint\_plan\_1.dgn  
 DESIGN BY: TCS  
 DRAWN BY: CAG  
 CHECKED BY: TCS  
 APPROVED BY: CET  
 DATE: JUNE 30, 2006  
 JOB No: 04061-03-02

JOINTING PLAN  
 SHEET 1 OF 2

SHEET 25 OF 107 SHEETS

7/13/2006 k:\peoria\040610302\draw\sheet\025\_joint\_plan\_1.dgn