
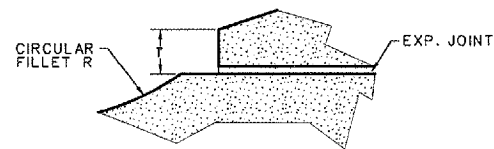


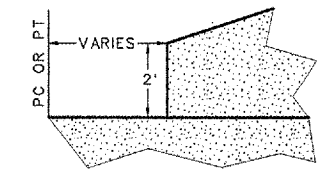
KEY MAP



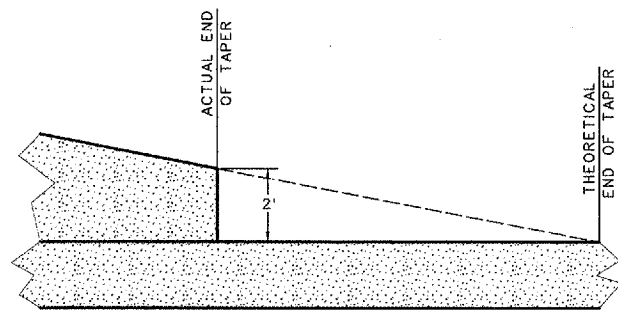
SCALE



① STUB DETAIL
N.T.S.



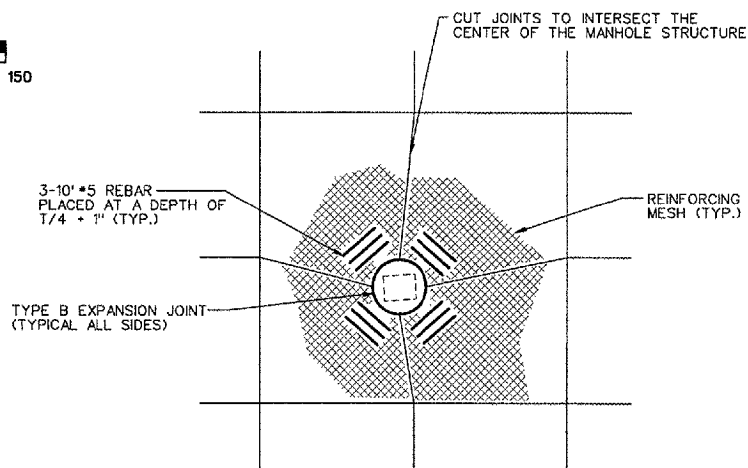
② STUB DETAIL
N.T.S.



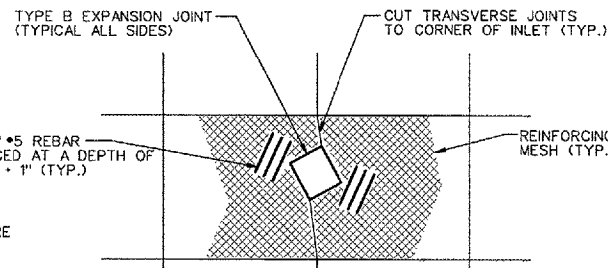
③ STUB DETAIL
TYPICAL AT END OF TAPER
N.T.S.

NOTES:

1. REINFORCING BARS SHALL NOT BE INSTALLED ACROSS PROPOSED JOINTS.
2. REINFORCING BARS SHALL BE IN ADDITION TO STANDARD MESH REINFORCEMENT.



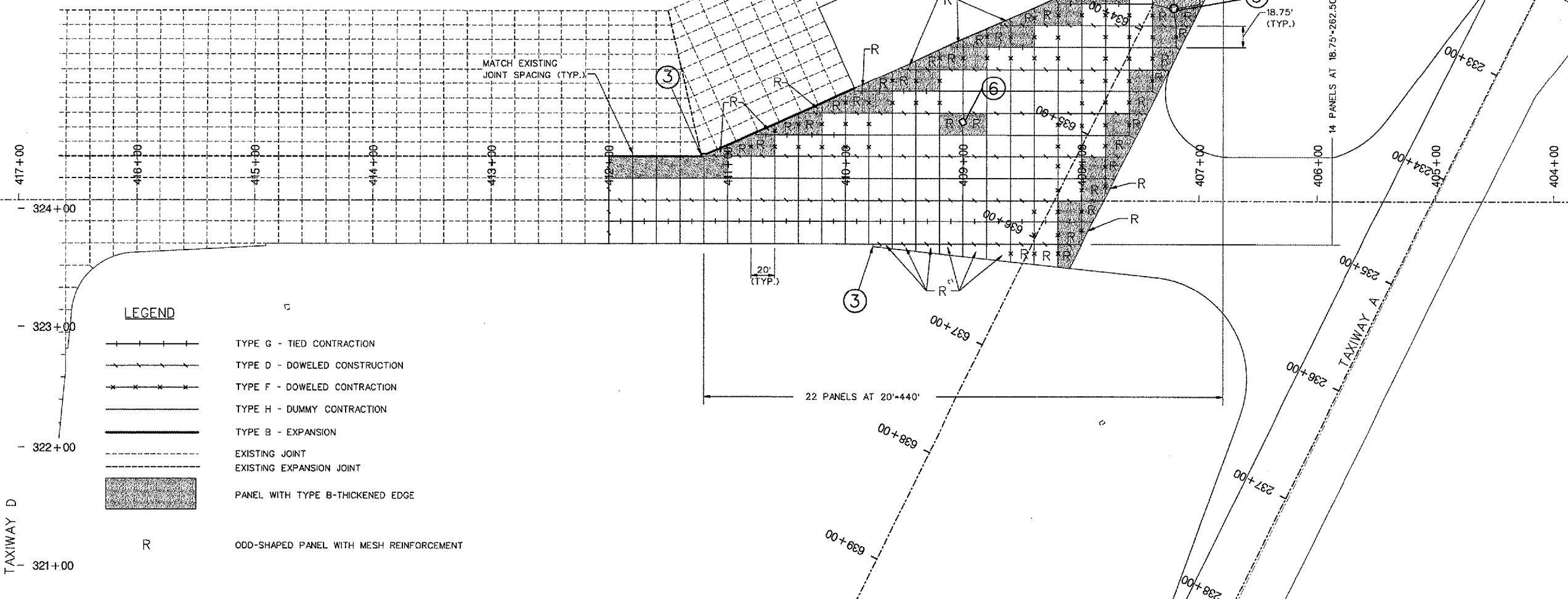
⑤ PCC JOINTING AND REINFORCING DETAIL
AT PROPOSED MANHOLE
N.T.S.



NOTES:

1. REINFORCING BARS SHALL NOT BE INSTALLED ACROSS PROPOSED JOINTS.
2. REINFORCING BARS SHALL BE IN ADDITION TO STANDARD MESH REINFORCEMENT.

⑥ PCC JOINTING AND REINFORCING DETAIL
AT PROPOSED INLET
N.T.S.



LEGEND

- TYPE G - TIED CONTRACTION
- TYPE D - DOWELED CONSTRUCTION
- TYPE F - DOWELED CONTRACTION
- TYPE H - DUMMY CONTRACTION
- TYPE B - EXPANSION
- EXISTING JOINT
- EXISTING EXPANSION JOINT
- PANEL WITH TYPE B-THICKENED EDGE
- R ODD-SHAPED PANEL WITH MESH REINFORCEMENT

REVISIONS		
NUMBER	BY	DATE

0 1 2
THIS BAR IS EQUAL TO 2'
AT FULL SCALE (84X22).
PLOT 1

PE085

GREATER Peoria REGIONAL Airport

RELOCATE TAXIWAY A AND D FROM MID-FIELD INTERSECTION PHASE 2

CMT CRAWFORD, MURPHY & TILLY, INC. CONSULTING ENGINEERS

IL PROJECT: PIA-3616
AIP PROJ: 3-17-0080-XX

FILE: ...1026_joint_plan_2.dgn

DESIGN BY: TCS

DRAWN BY: CAG

CHECKED BY: TCS

APPROVED BY: CET

DATE: JUNE 30, 2006

JOB No: 04061-03-02

JOINTING PLAN
SHEET 2 OF 2

SHEET 26 OF 107 SHEETS

7/13/2006 k:\peoria\040610302\draw\sheet\026_joint_plan_2.dgn