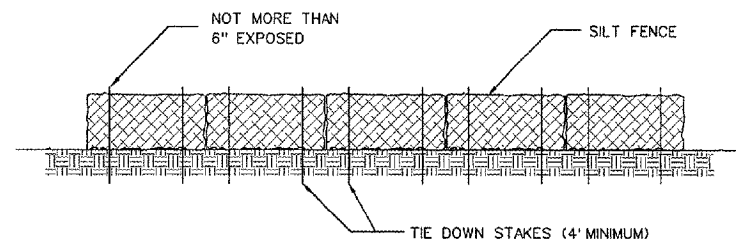


'13/2006
 \peoria\0406103_03\draw\sheets\026_drainage_details_3.dgn

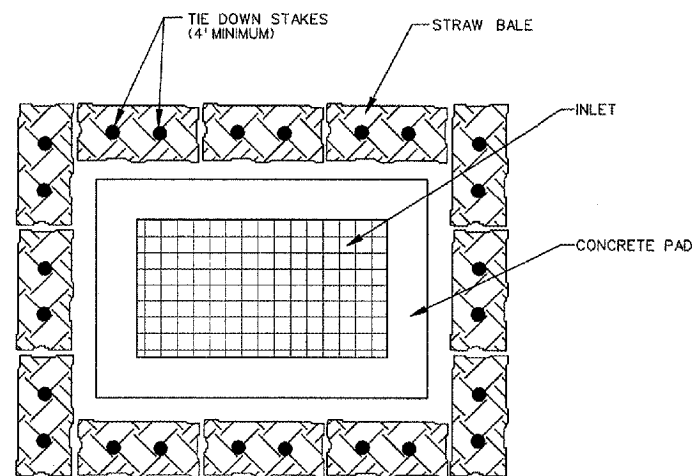
PE085

REVISIONS		
NUMBER	BY	DATE


0 1 2
 THIS BAR IS EQUAL TO 2"
 AT FULL SCALE (34X22).
 PLOT 1




② STRAW BALE DETAIL
 N.T.S.



③ INLET EROSION PROTECTION DETAIL
 N.T.S.



RELOCATE TAXIWAYS A AND D FROM
 MID-FIELD INTERSECTION PHASE 2



IL PROJECT: PIA-3616
 AIP PROJ: 3-17-0080-XX

FILE: ...026_drainage_details_3.dgn
 DESIGN BY: TCS
 DRAWN BY: CAG
 CHECKED BY: TCS
 APPROVED BY: CET
 DATE: MAY 12, 2006
 JOB No: 04061-03-03