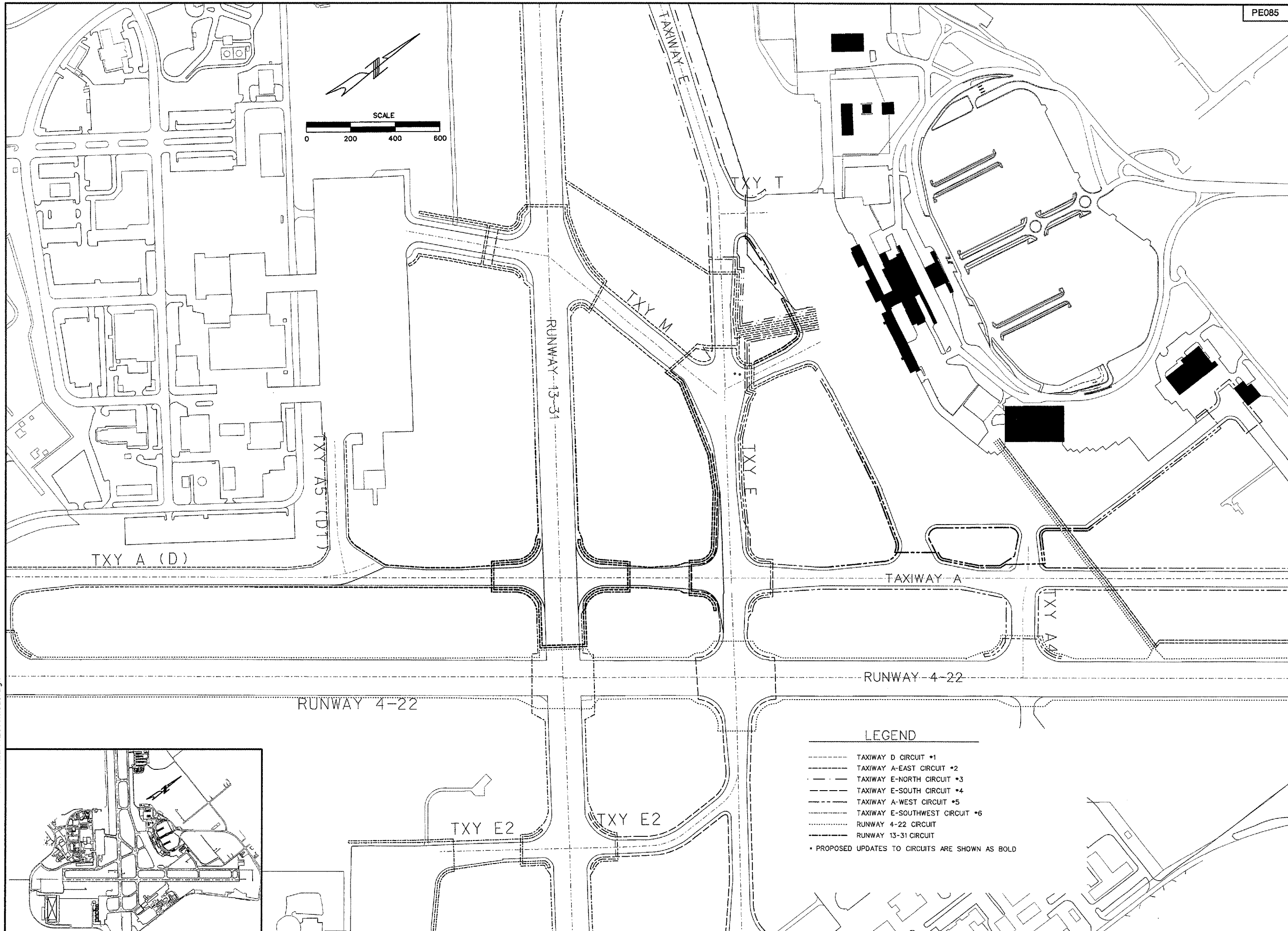


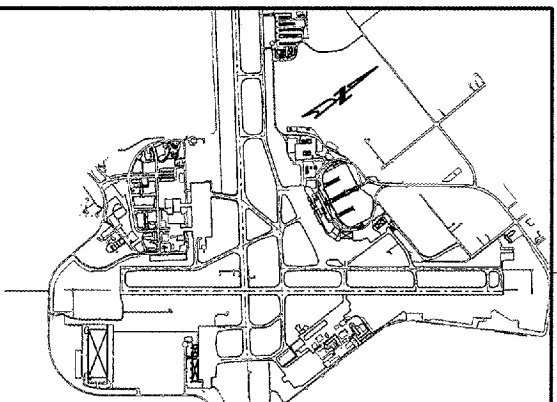
PE085

REVISIONS		
NUMBER	BY	DATE



0 1 2
 THIS BAR IS EQUAL TO 2"
 AT FULL SCALE (34X22),
 PLOT 1



- LEGEND**
- TAXIWAY D CIRCUIT *1
 - TAXIWAY A-EAST CIRCUIT *2
 - TAXIWAY E-NORTH CIRCUIT *3
 - TAXIWAY E-SOUTH CIRCUIT *4
 - TAXIWAY A-WEST CIRCUIT *5
 - TAXIWAY E-SOUTHWEST CIRCUIT *6
 - RUNWAY 4-22 CIRCUIT
 - RUNWAY 13-31 CIRCUIT
- * PROPOSED UPDATES TO CIRCUITS ARE SHOWN AS BOLD



7/13/2006 K:\Peoria\0406103_03\draw\Sheets\033_Elec_schematic.dgn



**RELOCATE TAXIWAYS A AND D FROM
 MID-FIELD INTERSECTION PHASE 2**

IL PROJECT: PIA-3616 AIP PROJ: 3-17-0080-XX
FILE: ...033_Elec_schematic.dgn
DESIGN BY: TCS
DRAWN BY: CAG
CHECKED BY: TCS
APPROVED BY: CET
DATE: MAY 12, 2006
JOB No: 04061-03-03
PROPOSED ELECTRIC SCHEMATIC
SHEET 62 OF 107 SHEETS