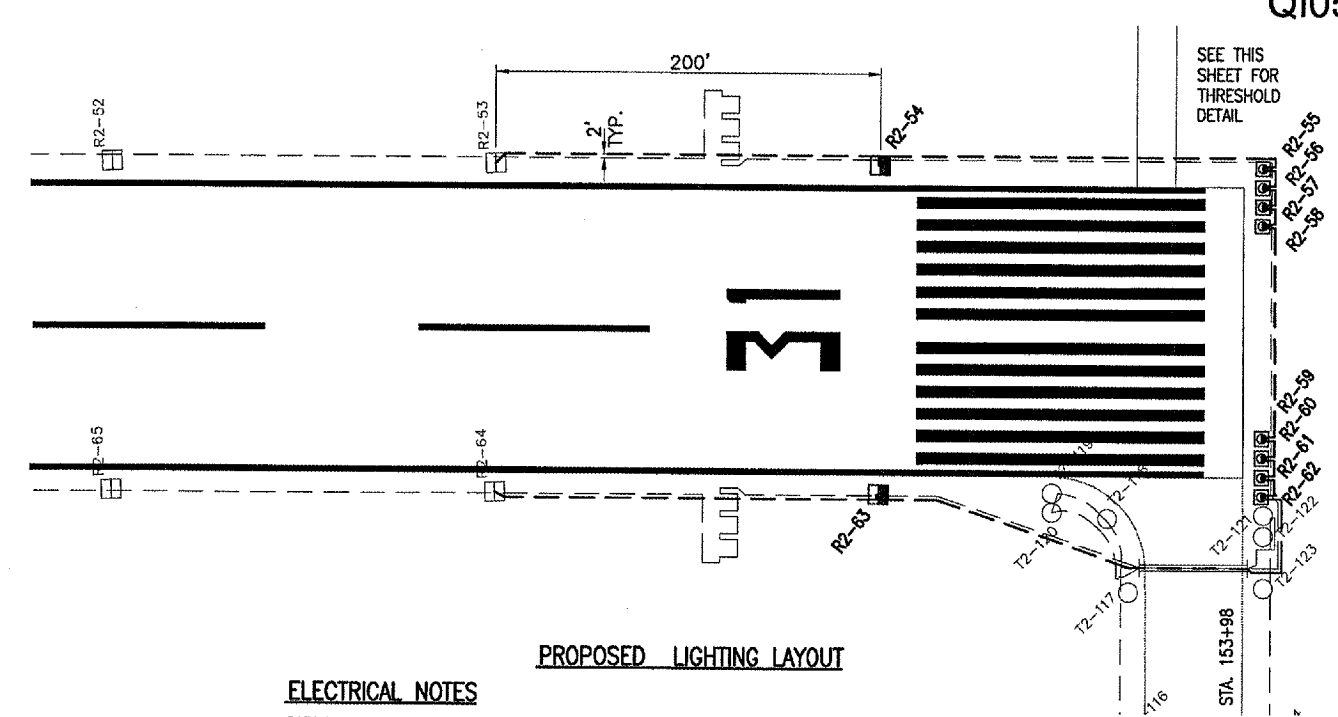


EXISTING LIGHTING LAYOUT



PROPOSED LIGHTING LAYOUT

**LIGHT REMOVAL NOTES**

ALL EXISTING RUNWAY AND TAXIWAY LIGHTS THAT ARE DESIGNATED FOR REMOVAL WILL BE REMOVED. THE LIGHTS AND THEIR ISOLATING TRANSFORMER WILL BE TURNED OVER TO THE AIRPORT MANAGER. THE LIGHT BASES WILL BE REMOVED AND DISPOSED OF OFF THE AIRPORT SITE.

THE HOLE LEFT FROM THE LIGHT REMOVAL WILL BE FILLED IN WITH EARTH AND COMPACTED TO PREVENT FUTURE SETTLEMENT. THE DISTURBED AREAS WILL BE FERTILIZED AND SEEDED IN ACCORDANCE WITH THE SPECIAL PROVISIONS.

THE EXISTING RUNWAY CABLES WILL BE ABANDONED IN PLACE UNLESS IT CONFLICTS WITH THE INSTALLATION OF A PROPOSED LIGHT OR CABLE, THEN IT WILL BE REMOVED AT NO ADDITIONAL COST TO THE CONTRACT.

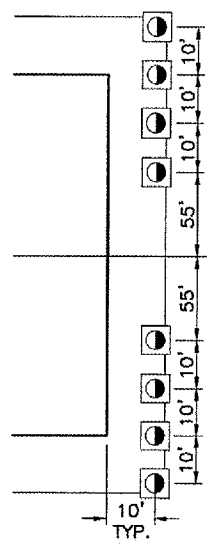
IF RUNWAY 13-31 MARKING HAS BEEN REMOVED AND THE RUNWAY HAS NOT BEEN RE-MARKED, THEN RUNWAY 13-31 WILL BE CLOSED UNTIL IT IS RE-MARKED. OTHERWISE THE RUNWAY WILL BE CLOSED DURING THE CONSTRUCTION DAY AND OPENED AT THE END OF DAILY CONSTRUCTION. ALL OPEN HOLES AND TRENCHES WILL BE FILLED AT THE END OF THE CONSTRUCTION DAY BEFORE THE RUNWAY IS RE-OPENED. THE EXISTING LIGHTS WILL BE REMOVED AS NEW CABLE AND LIGHTS ARE INSTALLED. AT THE END OF THE CONSTRUCTION DAY THE NEW LIGHTS AND CABLE WILL BE CONNECTED TO THE REMAINING EXISTING LIGHTING CIRCUIT IN ORDER THAT THE LIGHTING CIRCUIT REMAIN OPERATIONAL EACH NIGHT OR DURING NON-CONSTRUCTION PERIODS. THE CONTRACTOR WILL FURNISH JUMPER CABLES OR ADDITIONAL CONNECTOR KITS AS REQUIRED TO PLACE THE LIGHTING CIRCUIT BACK INTO OPERATION. NO ADDITIONAL COMPENSATION WILL BE ALLOWED FOR THIS WORK.

REMOVAL OF THE EXISTING LIGHTS AND ISOLATING TRANSFORMERS WILL BE PAID FOR UNDER ITEM:

AR125902 "REMOVE BASE MOUNTED LIGHT" PER EACH.  
THERE ARE 20 BASE MOUNTED LIGHTS TO BE REMOVED.

THE LOCATION, SIZE AND TYPE OF MATERIAL OF EXISTING UNDERGROUND UTILITIES INDICATED ON THE PLANS IS NOT REPRESENTED AS BEING ACCURATE, SUFFICIENT OR COMPLETE. IT SHALL BE THE CONTRACTOR'S RESPONSIBILITY TO DETERMINE THE ACTUAL LOCATION OF ALL SUCH FACILITIES, INCLUDING SERVICE CONNECTIONS TO UNDERGROUND UTILITIES. PRIOR TO CONSTRUCTION, THE CONTRACTOR SHALL NOTIFY THE UTILITY COMPANIES OF HIS OPERATIONAL PLANS AND SHALL OBTAIN FROM THE RESPECTIVE UTILITY COMPANIES DETAILED INFORMATION AND ASSISTANCE RELATIVE TO THE LOCATION OF THEIR FACILITIES AND THE WORKING SCHEDULE OF THE COMPANIES FOR REMOVAL OR ADJUSTMENT WHERE REQUIRED. IN THE EVENT AN UNEXPECTED UTILITY INTERFERENCE IS ENCOUNTERED DURING CONSTRUCTION, THE CONTRACTOR SHALL IMMEDIATELY NOTIFY THE UTILITY COMPANY OF JURISDICTION. THE ENGINEER SHALL ALSO BE IMMEDIATELY NOTIFIED. ANY SUCH MAINS AND SERVICES SHALL BE RESTORED TO SERVICE AT ONCE AND PAID FOR BY THE CONTRACTOR AT NO ADDITIONAL COST TO THE CONTRACT.

CALL J.U.L.I.E. FOR UTILITY INFORMATION AT 1-800-892-0123.



PROPOSED THRESHOLD DETAIL RUNWAY END 31  
NOT TO SCALE

- LEGEND**
- ▭ EXISTING PAVEMENT
  - - - EXISTING ELECTRICAL CABLES
  - ▬ EXISTING ELECTRICAL DUCT
  - ⊗ EXISTING STAKE MOUNTED THRESHOLD LIGHT (TO BE REMOVED)
  - ⊗ EXISTING BASE MOUNTED TAXIWAY LIGHT (TO BE REMOVED)
  - ▭ EXISTING BASE MOUNTED RUNWAY LIGHT (TO REMAIN IN PLACE)
  - EXISTING STAKE MOUNTED TAXIWAY LIGHT (TO REMAIN IN PLACE)
  - - - PROPOSED 1/C #8, 5KV, CABLE IN UNIT DUCT
  - ▭ PROPOSED BASE MOUNTED RUNWAY LIGHT
  - ⊗ PROPOSED BASE MOUNTED THRESHOLD LIGHT

**ELECTRICAL NOTES**

**CABLES:**  
ALL PROPOSED CABLE WILL BE LOCATED 2' FROM THE EXISTING RUNWAY CABLE UNLESS OTHERWISE STATED BY THE RESIDENT ENGINEER.  
ALL PROPOSED CABLE WILL BE PLACED 18" BELOW THE EXISTING GRADE.

THE PROPOSED ELECTRICAL CABLE WILL BE NO. 8, 5000 V., 1/C, TYPE C UNDERGROUND CABLE IN UNIT DUCT.

IN AREAS WHERE THERE IS A CONGESTION OF CABLES OR WHERE THE PROPOSED CABLE CROSSES AN EXISTING CABLE, THE PROPOSED CABLE WILL BE HAND DUG INTO PLACE. AT ALL OTHER LOCATIONS, THE PROPOSED CABLE IN UNIT DUCT MAY BE EITHER TRENCHED OR PLOWED INTO PLACE. THE TRENCHING AND/OR PLOWING WILL BE CONSIDERED INCIDENTAL TO THE PROPOSED CABLE AND NO ADDITIONAL COMPENSATION WILL BE ALLOWED.

ALL CABLE SHOWN BY A (---) DASHED LINE ARE EXISTING CIRCUITS THAT ARE NOT PART OF THIS CONTRACT. THE LOCATION OF THESE CABLES ARE APPROXIMATE AND FOR INFORMATIONAL PURPOSES ONLY. IT WILL BE THE RESPONSIBILITY OF THE CONTRACTOR TO LOCATE AND IDENTIFY THESE EXISTING CIRCUITS PRIOR TO THE INSTALLATION OF THE PROPOSED CABLE. ANY DAMAGE TO THE EXISTING CIRCUITS SHALL BE REPAIRED IMMEDIATELY TO THE SATISFACTION OF THE RESIDENT ENGINEER AND NO ADDITIONAL COMPENSATION WILL BE ALLOWED.

**LIGHTS:**  
ALL PROPOSED LIGHTS WILL BE PLACED 10' FROM THE PAVEMENT EDGE UNLESS SHOWN OTHERWISE.

ALL PROPOSED LIGHTS WILL BE CONSTRUCTED AT THE LOCATION SHOWN ON THIS SHEET AND IN ACCORDANCE WITH THE DETAILS SHOWN ON SHEETS 8 AND 9 AND THE SPECIFICATIONS.

ALL PROPOSED STAKE MOUNTED RUNWAY LIGHTS WILL BE EQUIPPED WITH 180° AMBER/180° CLEAR LENSES. THE AMBER LENSE WILL FACE TOWARD RUNWAY END 13.

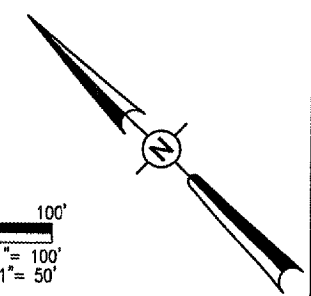
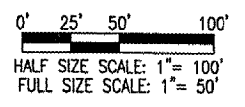
ALL PROPOSED THRESHOLD LIGHTS WILL BE EQUIPPED WITH 180° RED/180° GREEN LENSES. THE RED LENSE WILL FACE TOWARD THE PAVEMENT.

ALL PROPOSED RUNWAY EDGE LIGHTS AND THRESHOLD LIGHTS WILL BE INSTALLED WITH A WEED CONTROL RING. THE WEED CONTROL RING WILL BE PAID FOR UNDER ITEM: AR800449 "WEED CONTROL LIGHT RING" --- PER EACH.

LIGHTS R2-3 AND R2-44 WILL HAVE THEIR EXISTING 180° AMBER/180° CLEAR LENSES CHANGED OUT WITH 360° CLEAR LENSES.

**ELECTRICAL QUANTITIES**

ITEM NO.	DESCRIPTION	UNIT	QUANTITY
AR108158	1/C #8 5 KV UG CABLE IN UD	L.F.	1,171
AR125510	MIRL, BASE MOUNTED	EACH	2
AR125545	MI THRESHOLD LIGHT BASE MTD	EACH	8
AR125902	REMOVE BASE MOUNTED LIGHT	EACH	20
AR125931	REPLACE LIGHT LENSE	EACH	2
AR800449	WEED CONTROL LIGHT RING	EACH	10




DATE	REVISION	BY

QUINCY REGIONAL AIRPORT  
BALDWIN FIELD  
ADAMS COUNTY, ILLINOIS

IL. PROJ.: UN-3619 A.I.P. PROJ.: 3-17-0085-XX

DATE	BY	REVIEWED	CAH
06/07/06	BAK	06/07/06	06/07/06
06/07/06	BAK	06/07/06	06/07/06



RUNWAY 13-31 SAFETY AREA IMPROVEMENTS

PROPOSED ELECTRICAL PLAN