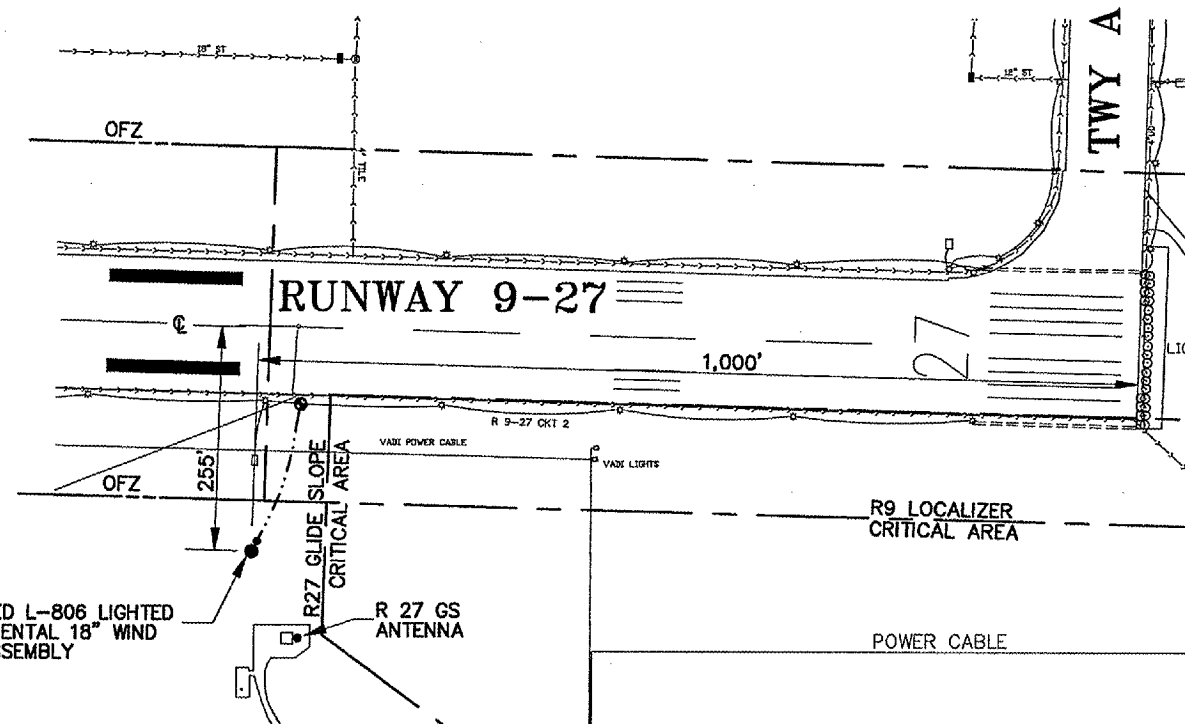
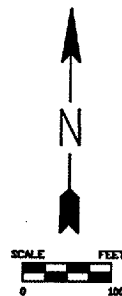


SYMBOL LEGEND

- ☼ EXISTING RUWAY / TAXIWAY EDGE LIGHT
- EXISTING L-867 SPLICE OR TRANSFORMER CAN
- EXISTING GUIDANCE SIGN
- Ⓢ EXISTING STORM OR SANITARY MANHOLE
- ← EXISTING UNDERDRAINS/STORM OR SANITARY SEWERS
- ==== EXISTING CONDUIT OR DUCT BANK
- EXISTING ELECTRICAL CIRCUIT, CABLE IN UNIT DUCT
- PROPOSED L-867 SPLICE CAN OR TRANSFORMER CAN
- PROPOSED ELECTRICAL CIRCUIT, 1/C, #8, EPR CABLE IN 1" HDPE UNIT DUCT
- PROPOSED ELECTRICAL CIRCUIT, 2/C, #8, EPR CABLES IN 1-1/2" HDPE UNIT DUCT
- PROPOSED L-806 LIGHTED SUPPLEMENTAL 18" WIND CONE ASSEMBLY

GENERAL NOTES:

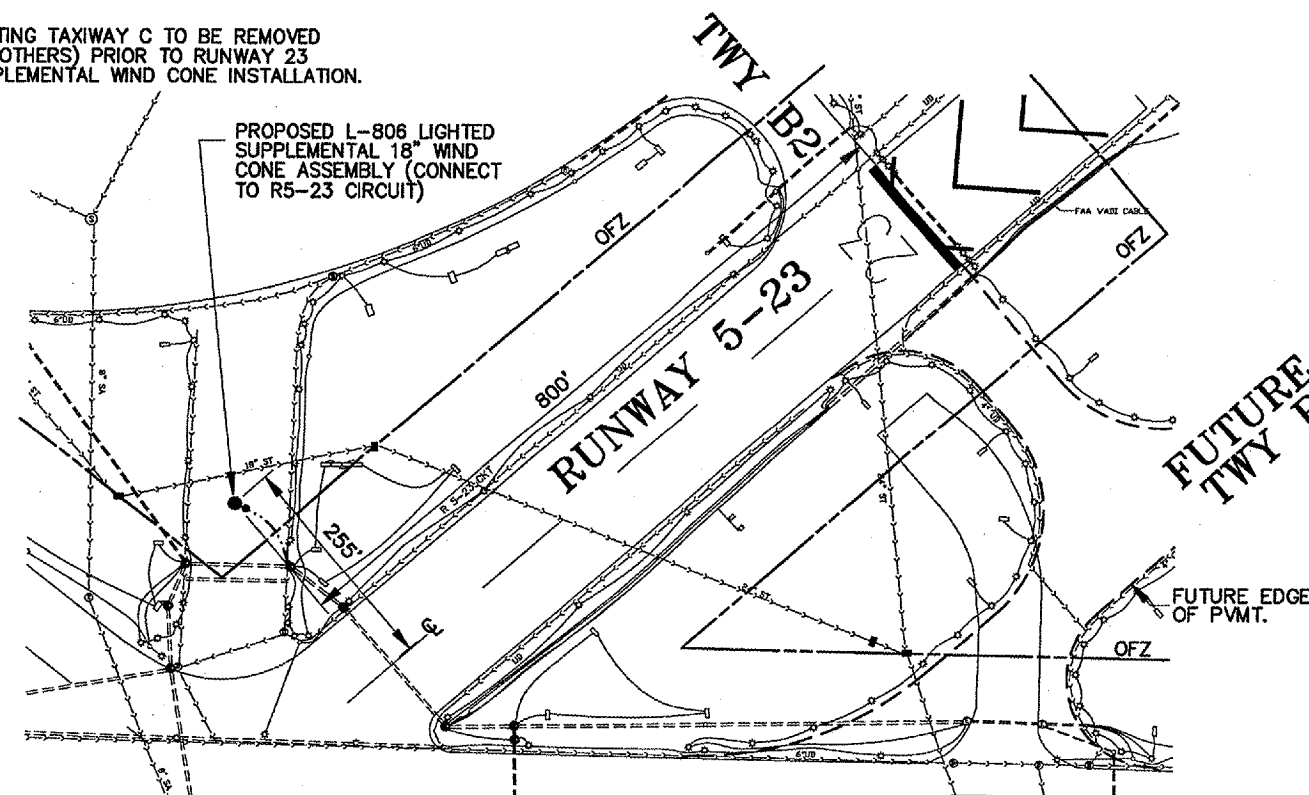
1. SEE SHEET 20 FOR ELECTRICAL GENERAL NOTES.
2. SEE SHEETS 19-20 FOR ELECTRICAL DETAILS
3. SEE SHEET 19 FOR SUPPLEMENTAL WIND CONE DETAILS.
4. ALL EXISTING ELECTRICAL CIRCUITS TO REMAIN ACTIVE AT ALL TIMES. CONTRACTOR TO PROVIDE, INSTALL, AND MAINTAIN TEMPORARY ABOVE GROUND JUMPER CABLES AS REQUIRED TO PROVIDE CIRCUIT CONTINUITY IN ALL CIRCUITS AT ALL TIMES DURING CONSTRUCTION. COSTS TO BE INCLUDED IN THE LIGHTING CONTRACT UNIT PRICES. LENGTH OF JUMPER CABLES SHALL NOT BE MEASURED FOR PAYMENT AND / OR PAYED FOR.



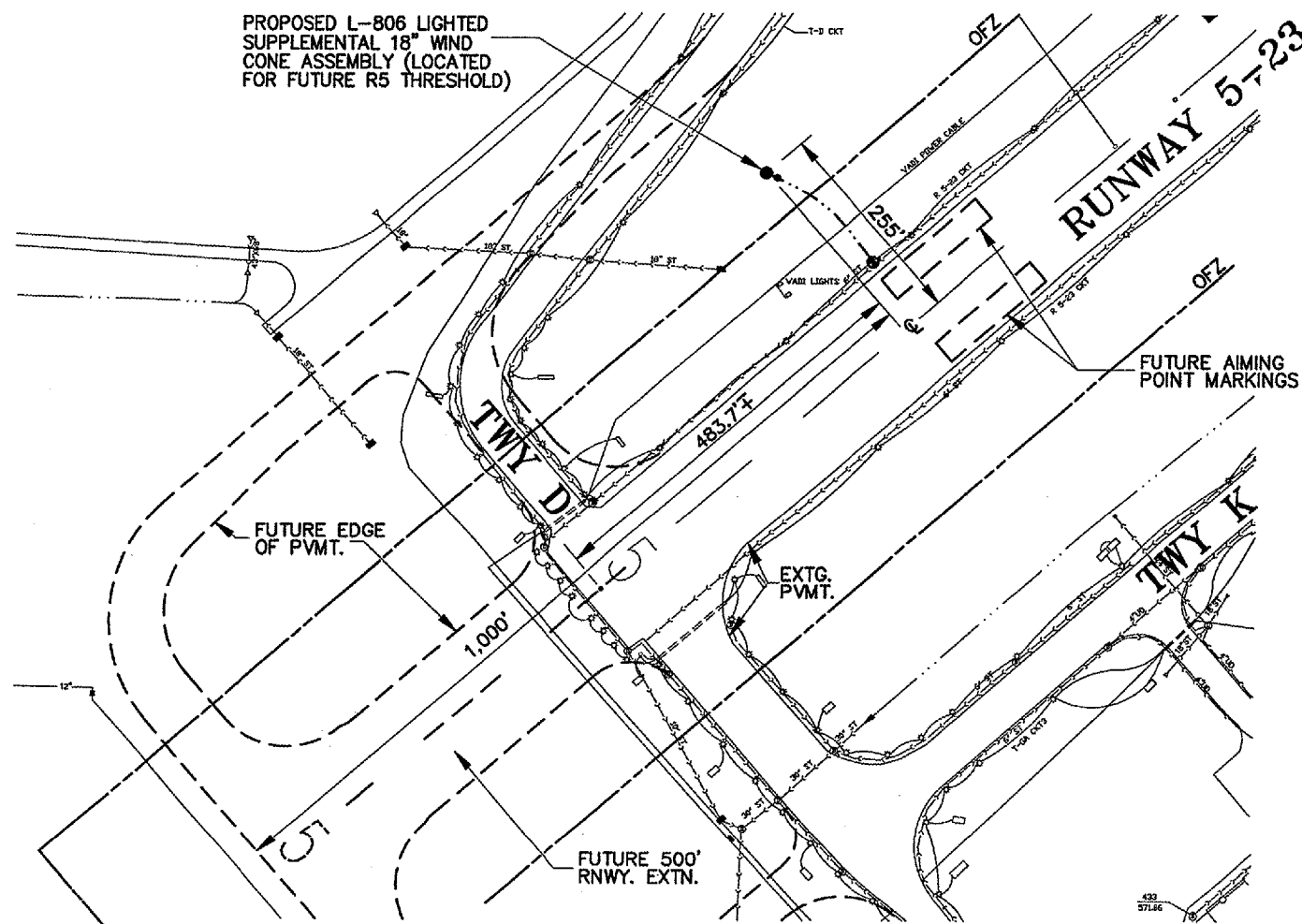
RUNWAY 27 SUPPLEMENTAL WIND CONE LOCATION

NOTE:

EXISTING TAXIWAY C TO BE REMOVED (BY OTHERS) PRIOR TO RUNWAY 23 SUPPLEMENTAL WIND CONE INSTALLATION.



RUNWAY 23 SUPPLEMENTAL WIND CONE LOCATION



RUNWAY 5 SUPPLEMENTAL WIND CONE LOCATION