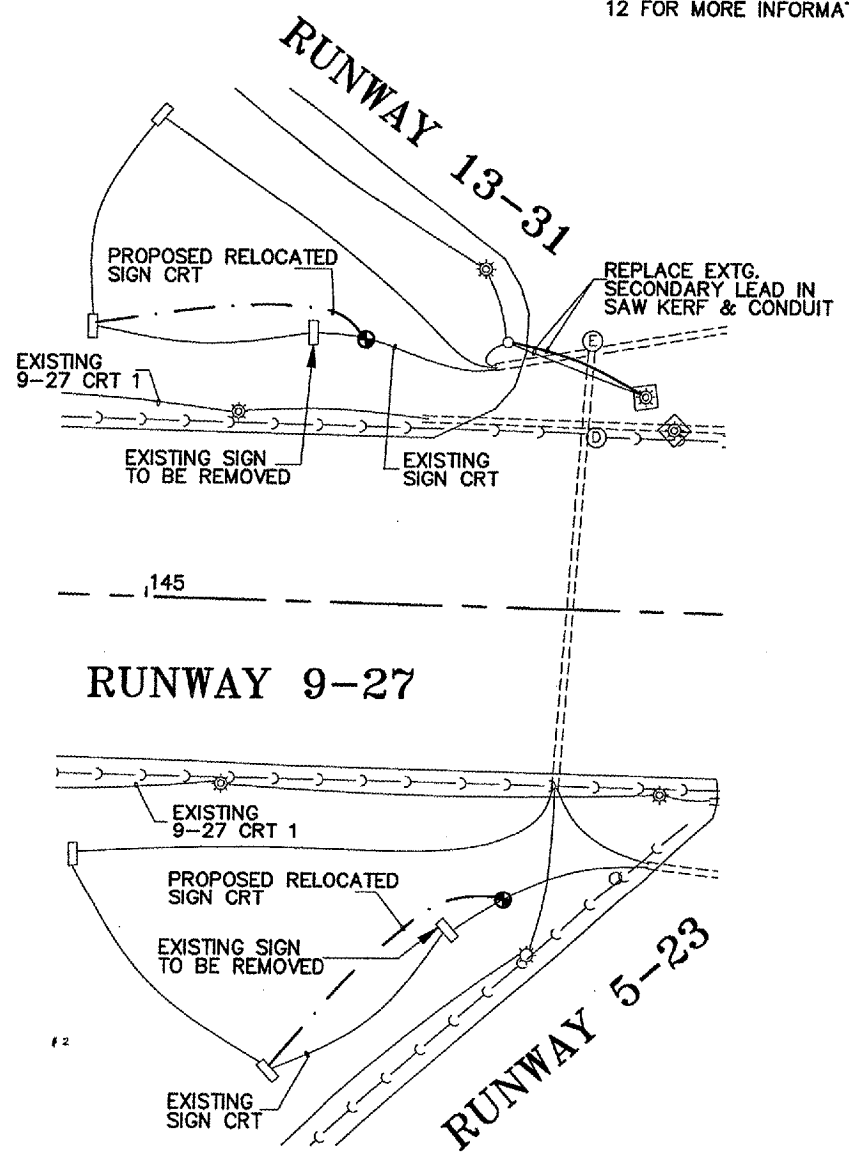
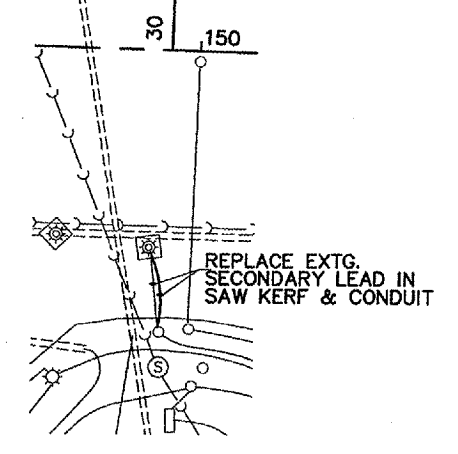


SIGN B-1 / F-14 AREA

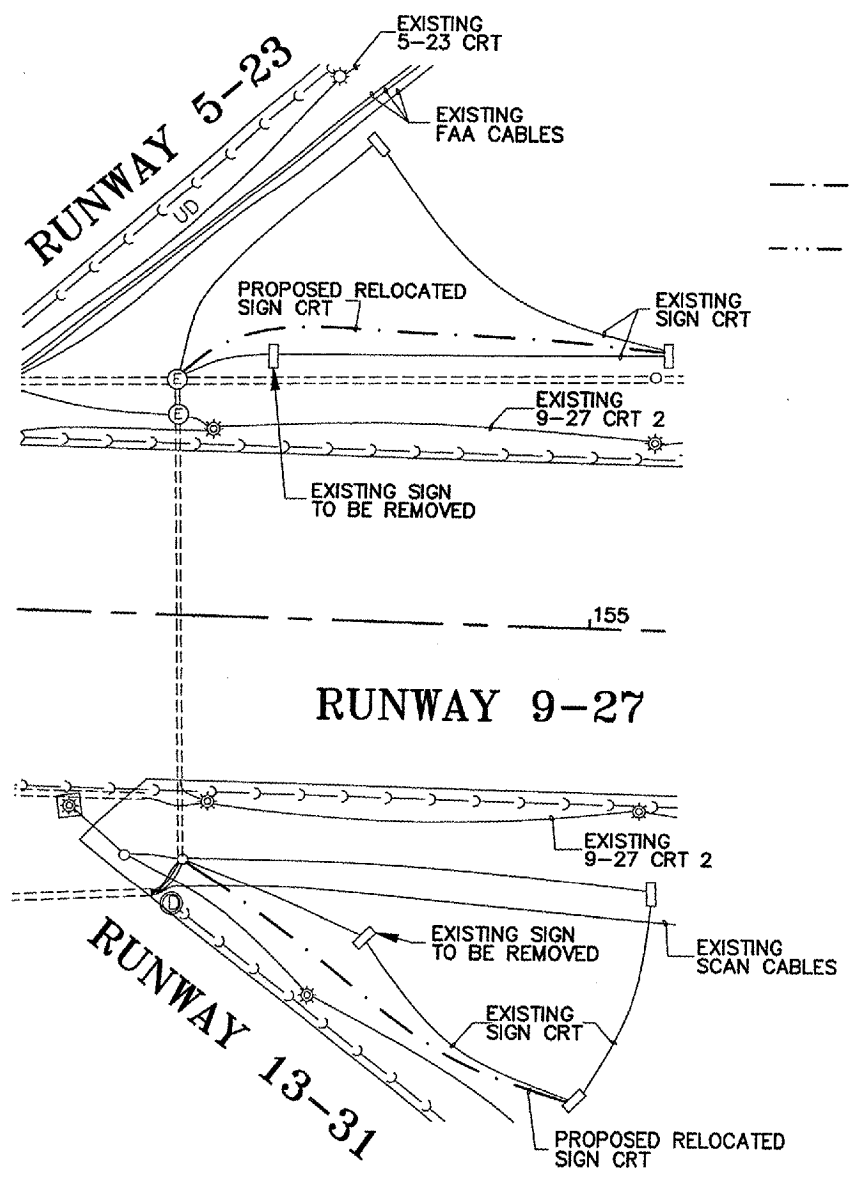


SIGN 5-5 / 9-7 AREA

RUNWAY 9-27



SOUTH OF MID-FIELD AREA



SIGN 27-6 / 31-5 AREA

**SYMBOL LEGEND**

- ☼ EXISTING L-861T MITL OR L-861 MIRL
- ☼ EXISTING L-862 HIRLQ
- ◊ EXISTING HIRLQ L-850C SEMI-FLUSH RUNWAY EDGE LIGHT
- EXISTING L-867 SPLICE OR TRANSFORMER CAN
- EXISTING GUIDANCE SIGN
- Ⓟ Ⓢ EXISTING STORM OR SANITARY MANHOLE
- |—|—| EXISTING UNDERDRAINS/STORM OR SANITARY SEWERS
- ==== EXISTING CONDUIT OR DUCT BANK
- |—|—| EXISTING ELECTRICAL CIRCUIT, CABLE IN UNIT DUCT
- PROPOSED LOCATION FOR RELOCATED OR NEW GUIDANCE SIGN
- PROPOSED LOCATION FOR RELOCATED OR NEW L-861T MITL (BLUE)
- ☼ PROPOSED LOCATION FOR RELOCATED OR NEW L-862 HIRLQ (WHITE)
- PROPOSED OR RELOCATED L-867 SPLICE OR TRANSFORMER CAN
- |—|—| PROPOSED CONDUIT OR DUCT BANK
- |—|—| PROPOSED ELECTRICAL CIRCUIT, 1/C, #8, EPR CABLE IN 1" HDPE UNIT DUCT
- |—|—| PROPOSED ELECTRICAL CIRCUIT, 2/C, #8, EPR CABLES IN 1-1/2" HDPE UNIT DUCT

**GENERAL NOTES:**

1. SEE SHEET 13 FOR ELECTRICAL GENERAL NOTES.
2. SEE SHEETS 13-14 FOR ELECTRICAL DETAILS
3. SEE SHEET 15 FOR SIGN DETAILS.
4. ALL EXISTING ELECTRICAL CIRCUITS TO REMAIN ACTIVE AT ALL TIMES. CONTRACTOR TO PROVIDE, INSTALL, AND MAINTAIN TEMPORARY ABOVE GROUND JUMPER CABLES AS REQUIRED TO PROVIDE CIRCUIT CONTINUITY IN ALL CIRCUITS AT ALL TIMES DURING CONSTRUCTION. COSTS TO BE INCLUDED IN THE LIGHTING CONTRACT UNIT PRICES. LENGTH OF JUMPER CABLES SHALL NOT BE MEASURED FOR PAYMENT AND / OR PAYED FOR.

**SPLICE CANS:**

1. NEW: SIGN 5-5 AREA  
SIGN 9-7 AREA
2. RELOCATE: STA. 31+87, LT. 93' TO STA. 32+55±, LT. 116'±  
STA. 31+92, RT. 76' TO STA. 31+70.6, RT. 37'
3. REMOVE: STA. 35+20, RT. 76'  
STA. 37+28, RT. 368'

G:\airport\A05T034CHARLIE\LIGHTING.dwg, 6/27/2006 10:37:45 AM, jefm