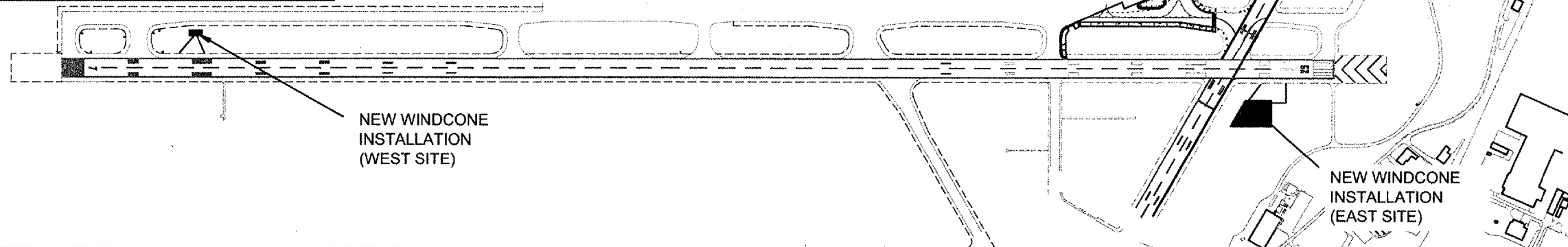


HORIZONTAL AND VERTICAL CONTROL

POINT NO.	NORTHING	EASTING	ELEVATION	DESCRIPTION
208	2018498.890	2587870.860	733.03	IRON PIN
209	2017724.592	2587818.409	730.96	IRON PIN



CONTROL POINTS



RO013



Rockford, Illinois

Greater Rockford Airport Authority

AIP: 3-17-0088-XX
RFD-3617

Rehab. Txy B
(Phase 2)

Revisions

No.	Date	Description

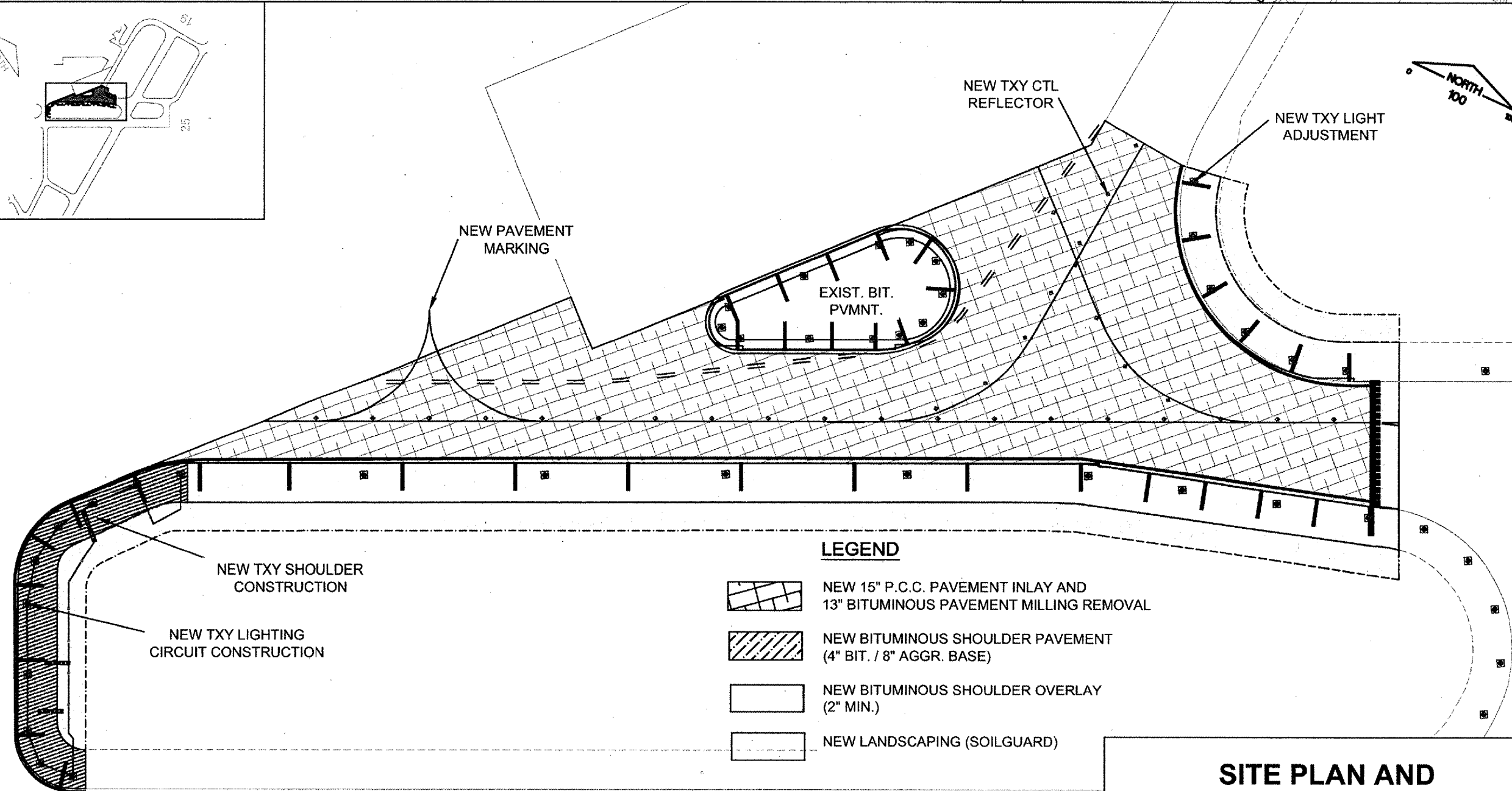
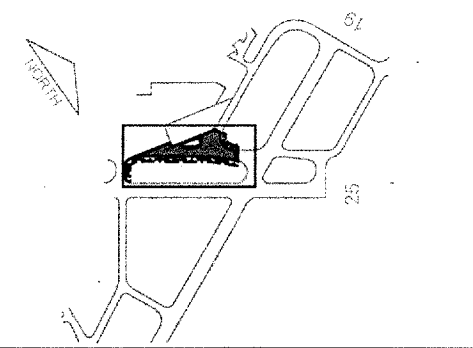
0 1
THIS BAR IS EQUAL TO 1" AT FULL SCALE (17 X 11).

DESIGN BY: CMT-RFD
DRAWN BY: CMT-RFD
CHECKED BY: CMT-RFD
APPROVED BY: JGP
DATE: 6.9.2006
JOB No: 05258-08-00





SITE PLAN AND PROJECT CONTROL (SPL1)

3

SHEET 3 OF 19 SHEETS



LEGEND

-  NEW 15" P.C.C. PAVEMENT INLAY AND 13" BITUMINOUS PAVEMENT MILLING REMOVAL
-  NEW BITUMINOUS SHOULDER PAVEMENT (4" BIT. / 8" AGGR. BASE)
-  NEW BITUMINOUS SHOULDER OVERLAY (2" MIN.)
-  NEW LANDSCAPING (SOILGUARD)

SITE PLAN AND PROJECT CONTROL