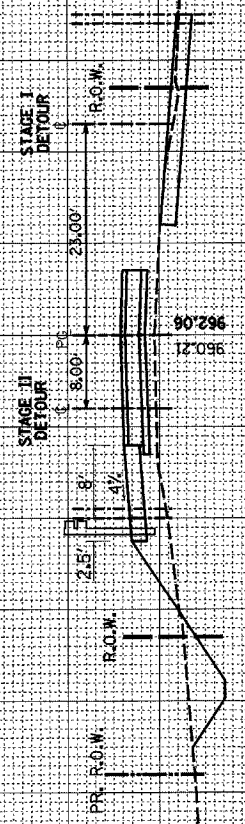


|                     |            |                   |                  |           |
|---------------------|------------|-------------------|------------------|-----------|
| F.A.P. RTE.         | SECTION    | COUNTY            | TOTAL SHEETS     | SHEET NO. |
| 066                 | 21 (B&G) R | MCHENRY           | 66               | 57        |
| STA. 107+00.00      |            | TO STA. 109+50.00 |                  |           |
| FED. ROAD DIST. NO. |            | ILLINOIS          | FED. AID PROJECT |           |
|                     |            | #62391            |                  |           |

CONTRACTOR TO RESURFACE TEMPORARY PAVEMENT AREAS

90 80 70 60 50 40 30 20 10 0 10 20 30 40 50 60 70 80

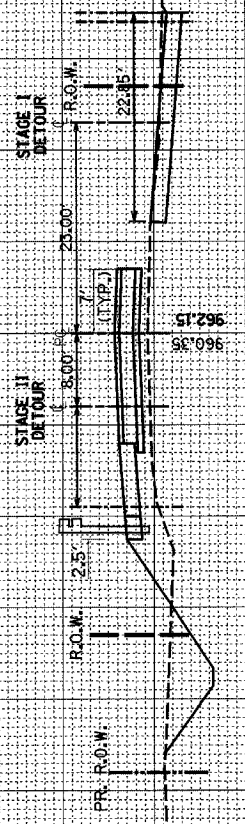
109+50.00



STAGE II  
DETOUR  
CUT : 0.0' SO. FT.  
FILL : 0.0' SO. FT.  
EARTH EXC. (SPECIAL) : 0.0' SO. FT.

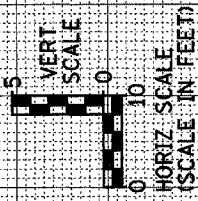
STAGE I  
DETOUR  
CUT : 14.7' SO. FT.  
FILL : 0.0' SO. FT.  
EARTH EXC. (SPECIAL) : 0.0' SO. FT.

109+00.00

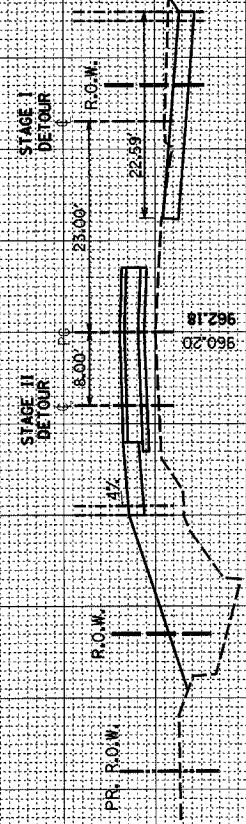


STAGE II  
DETOUR  
CUT : 0.0' SO. FT.  
FILL : 0.0' SO. FT.  
EARTH EXC. (SPECIAL) : 0.0' SO. FT.

STAGE I  
DETOUR  
CUT : 17.2' SO. FT.  
FILL : 0.0' SO. FT.  
EARTH EXC. (SPECIAL) : 0.0' SO. FT.



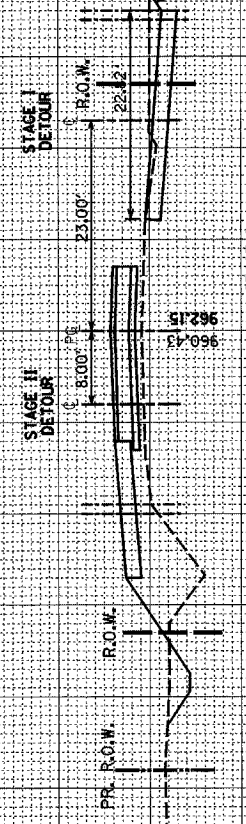
108+50.00



STAGE II  
DETOUR  
CUT : 0.0' SO. FT.  
FILL : 0.0' SO. FT.  
EARTH EXC. (SPECIAL) : 0.0' SO. FT.

STAGE I  
DETOUR  
CUT : 19.2' SO. FT.  
FILL : 0.0' SO. FT.  
EARTH EXC. (SPECIAL) : 0.0' SO. FT.

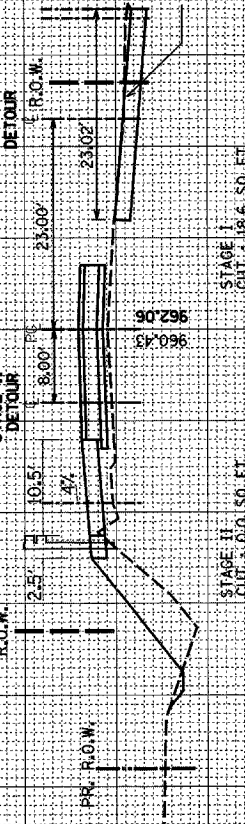
108+00.00



STAGE II  
DETOUR  
CUT : 0.0' SO. FT.  
FILL : 0.0' SO. FT.  
EARTH EXC. (SPECIAL) : 0.0' SO. FT.

STAGE I  
DETOUR  
CUT : 22.6' SO. FT.  
FILL : 0.0' SO. FT.  
EARTH EXC. (SPECIAL) : 0.0' SO. FT.

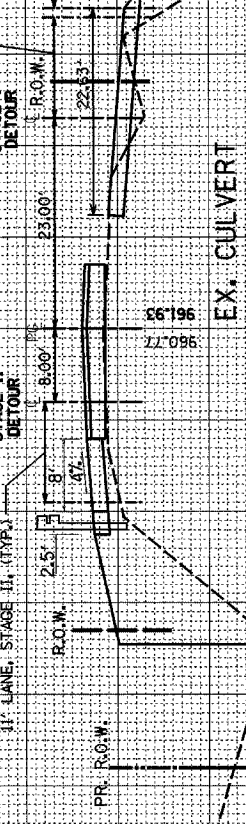
107+50.00



STAGE II  
DETOUR  
CUT : 0.0' SO. FT.  
FILL : 0.0' SO. FT.  
EARTH EXC. (SPECIAL) : 0.0' SO. FT.

STAGE I  
DETOUR  
CUT : 18.6' SO. FT.  
FILL : 0.0' SO. FT.  
EARTH EXC. (SPECIAL) : 0.0' SO. FT.

107+00.00



STAGE II  
DETOUR  
CUT : 6.5' SO. FT.  
FILL : 0.0' SO. FT.  
EARTH EXC. (SPECIAL) : 0.0' SO. FT.

STAGE I  
DETOUR  
CUT : 14.7' SO. FT.  
FILL : 0.0' SO. FT.  
EARTH EXC. (SPECIAL) : 0.0' SO. FT.