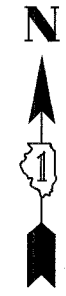
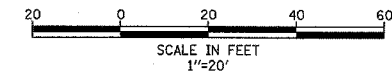


THE FOLLOWING ITEMS SHALL BE REMOVED BY THE CONTRACTOR AND SHALL BE DISPOSED OF BY THEM OUTSIDE THE RIGHT-OF-WAY AT THEIR EXPENSE. THE SALVAGE VALUE OF THE REMOVED EQUIPMENT SHALL BE REFLECTED IN THE CONTRACT BID PRICE.

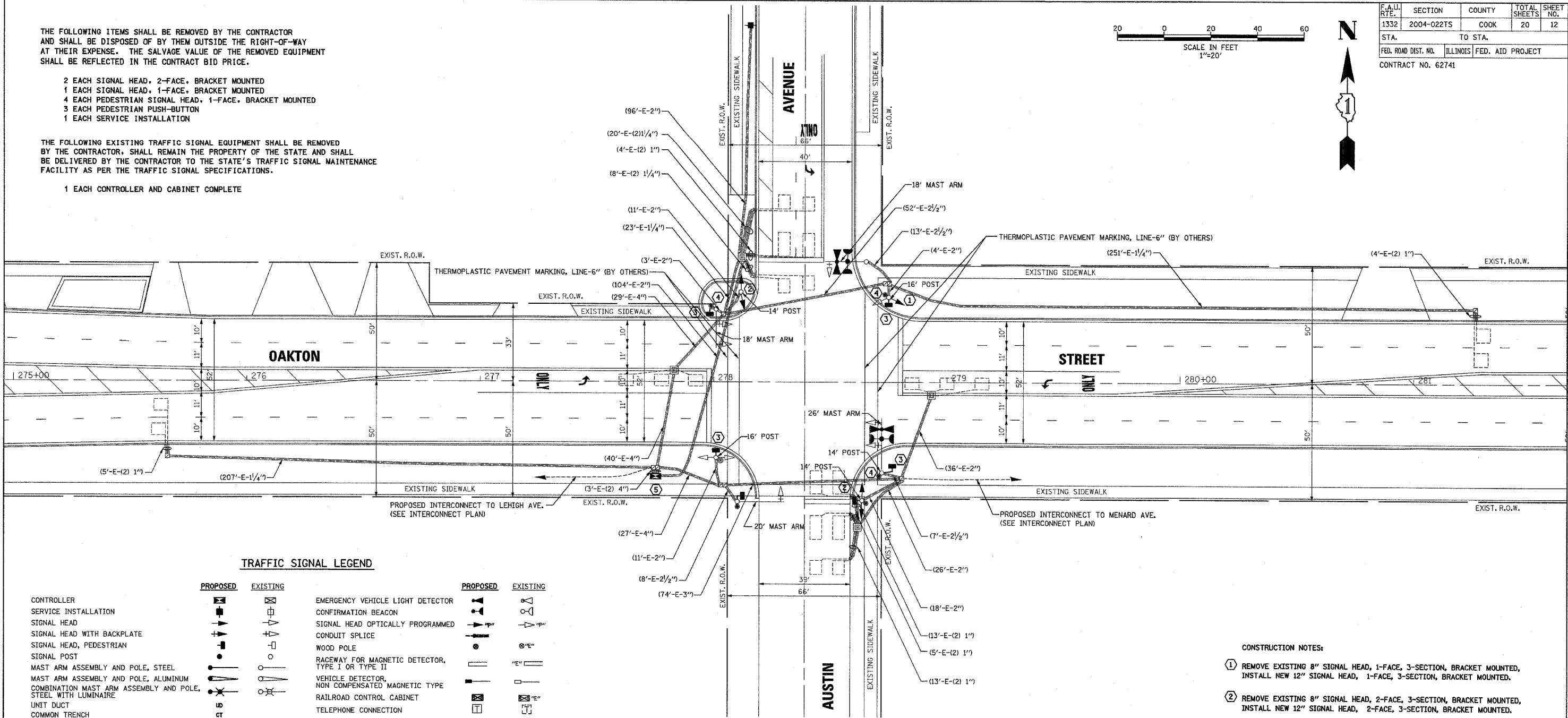
- 2 EACH SIGNAL HEAD, 2-FACE, BRACKET MOUNTED
- 1 EACH SIGNAL HEAD, 1-FACE, BRACKET MOUNTED
- 4 EACH PEDESTRIAN SIGNAL HEAD, 1-FACE, BRACKET MOUNTED
- 3 EACH PEDESTRIAN PUSH-BUTTON
- 1 EACH SERVICE INSTALLATION

THE FOLLOWING EXISTING TRAFFIC SIGNAL EQUIPMENT SHALL BE REMOVED BY THE CONTRACTOR. SHALL REMAIN THE PROPERTY OF THE STATE AND SHALL BE DELIVERED BY THE CONTRACTOR TO THE STATE'S TRAFFIC SIGNAL MAINTENANCE FACILITY AS PER THE TRAFFIC SIGNAL SPECIFICATIONS.

- 1 EACH CONTROLLER AND CABINET COMPLETE



F.A.U. RITE.	SECTION	COUNTY	TOTAL SHEETS	SHEET NO.
1332	2004-022TS	COOK	20	12
STA.	TO STA.			
FED. ROAD DIST. NO.	ILLINOIS	FED. AID PROJECT		
CONTRACT NO. 62741				



TRAFFIC SIGNAL LEGEND

	PROPOSED	EXISTING		PROPOSED	EXISTING
CONTROLLER			EMERGENCY VEHICLE LIGHT DETECTOR		
SERVICE INSTALLATION			CONFIRMATION BEACON		
SIGNAL HEAD			SIGNAL HEAD OPTICALLY PROGRAMMED		
SIGNAL HEAD WITH BACKPLATE			CONDUIT SPLICE		
SIGNAL HEAD, PEDESTRIAN			WOOD POLE		
SIGNAL POST			RACEWAY FOR MAGNETIC DETECTOR, TYPE I OR TYPE II		
MAST ARM ASSEMBLY AND POLE, STEEL			VEHICLE DETECTOR, NON COMPENSATED MAGNETIC TYPE		
MAST ARM ASSEMBLY AND POLE, ALUMINUM			RAILROAD CONTROL CABINET		
COMBINATION MAST ARM ASSEMBLY AND POLE, STEEL WITH LUMINAIRE			TELEPHONE CONNECTION		
UNIT DUCT			ILLUMINATED SIGN "NO LEFT TURN"		
COMMON TRENCH			ILLUMINATED SIGN "NO RIGHT TURN"		
HANDHOLE			MICROWAVE VEHICLE SENSOR		
HEAVY DUTY HANDHOLE			ILLUMINATED SIGN		
DOUBLE HANDHOLE					
G.S. CONDUIT IN TRENCH (T) OR PUSHED (P)					
PEDESTRIAN PUSHBUTTON DETECTOR					
DETECTOR LOOP					
CAST IRON JUNCTION BOX					

CONSTRUCTION NOTES:

- 1 REMOVE EXISTING 8" SIGNAL HEAD, 1-FACE, 3-SECTION, BRACKET MOUNTED, INSTALL NEW 12" SIGNAL HEAD, 1-FACE, 3-SECTION, BRACKET MOUNTED.
- 2 REMOVE EXISTING 8" SIGNAL HEAD, 2-FACE, 3-SECTION, BRACKET MOUNTED, INSTALL NEW 12" SIGNAL HEAD, 2-FACE, 3-SECTION, BRACKET MOUNTED.
- 3 REMOVE EXISTING PEDESTRIAN SIGNAL HEAD, 1-FACE, BRACKET MOUNTED, AND INSTALL NEW LED PEDESTRIAN SIGNAL HEAD, 1-FACE, BRACKET MOUNTED.
- 4 REMOVE EXISTING PEDESTRIAN PUSH-BUTTON. INSTALL NEW PEDESTRIAN PUSH-BUTTON.
- 5 REMOVE EXISTING CONTROLLER AND CABINET. INSTALL NEW CONTROLLER AND TYPE IV CABINET, RE-USE EXISTING FOUNDATION.
- 6 THE CONTRACTOR SHALL BE REQUIRED TO MAINTAIN THE OPERATION OF THE TRAFFIC SIGNALS DURING THE ENTIRE PROJECT.

REVISIONS	
NAME	DATE

SETON ENGINEERING
 A SERVICE CORPORATION
 CIVIL ENGINEERS
 19 S. BOWWELL STREET
 PALATINE, ILLINOIS 60067
 VOICE: 847-776-7200 FAX: 847-776-7239

ILLINOIS DEPARTMENT OF TRANSPORTATION
 TRAFFIC SIGNAL
 MODIFICATION AND
 REMOVAL PLAN
 OAKTON STREET AT AUSTIN AVENUE
 MORTON GROVE, ILLINOIS

SCALE: 1"=20'
 DATE 09-20-2004

DRAWN BY BR
 DESIGNED BY VQ
 CHECKED BY TJM