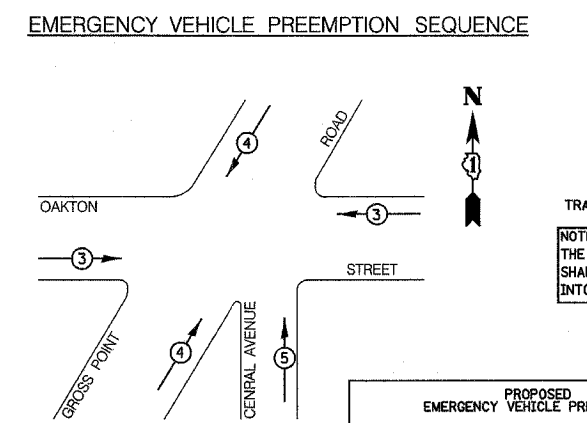
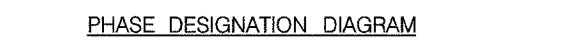
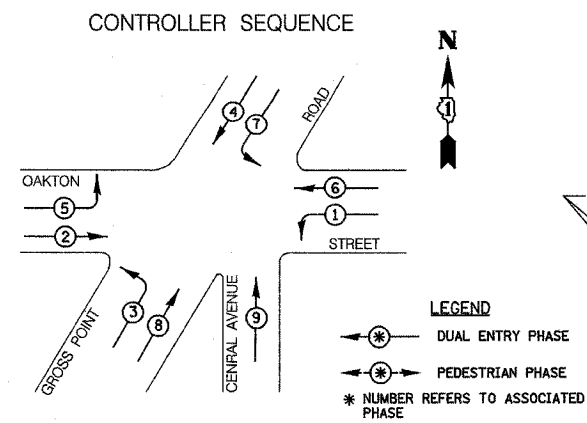
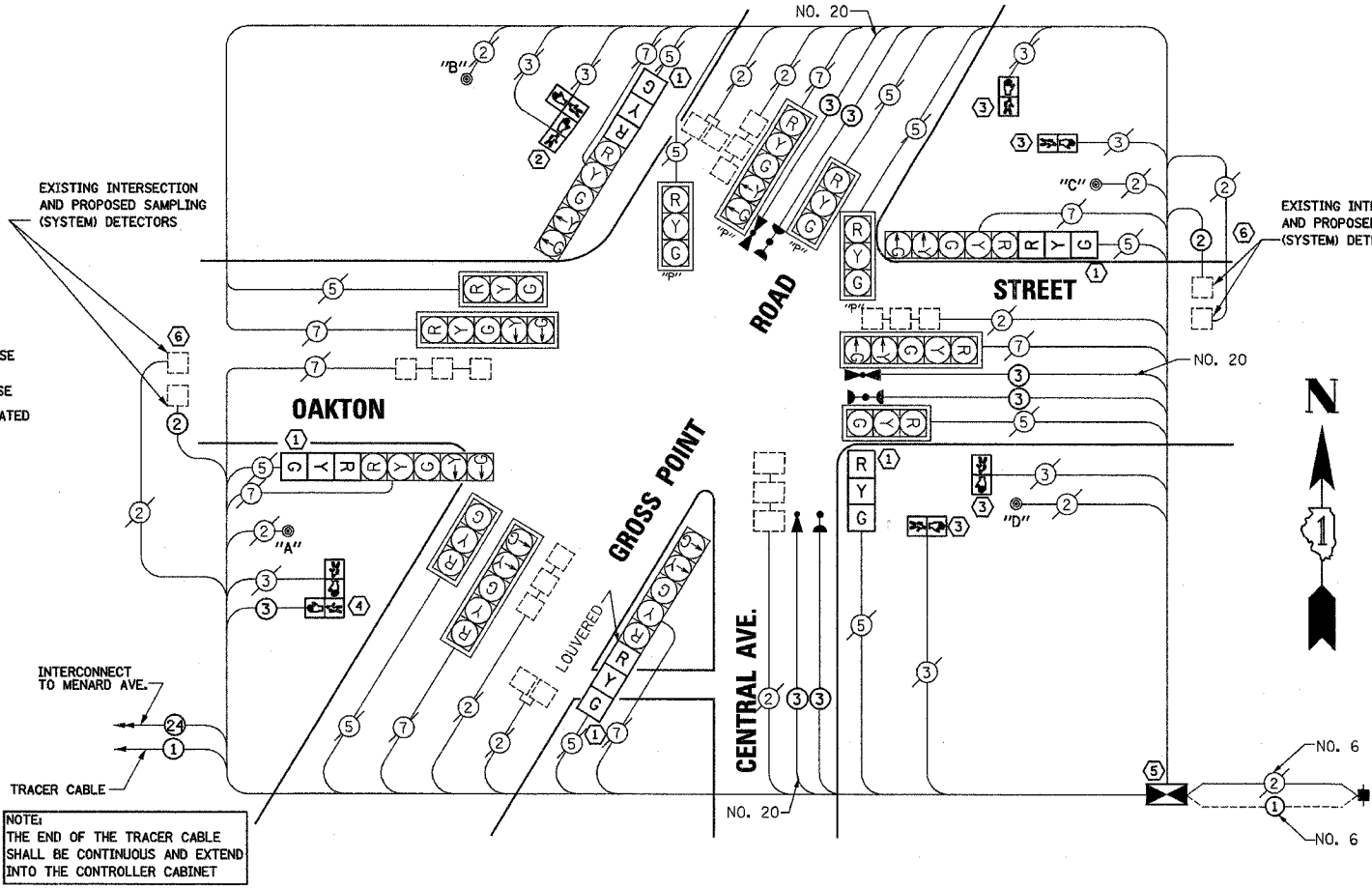


F.A.U. RTE.	SECTION	COUNTY	TOTAL SHEETS	SHEET NO.
1332	2004-022TS	COOK	20	17
STA.		TO STA.		
FED. ROAD DIST. NO.	ILLINOIS	FED. AID PROJECT		
CONTRACT NO. 62741				



EMERGENCY VEHICLE PREEMPTOR	3	4	5
MOVEMENT	←→	↗↘	↑



SCHEDULE OF QUANTITIES

ITEM	UNIT	QUANTITY
MAINTENANCE OF EXISTING TRAFFIC SIGNAL INSTALLATION	EACH	1
* LIGHT DETECTOR	EACH	3
* LIGHT DETECTOR AMPLIFIER	EACH	1
FULL-ACTUATED CONTROLLER AND TYPE IV CABINET	EACH	1
TRANSCIVER-FIBER OPTIC	EACH	1
ELECTRIC CABLE IN CONDUIT, SIGNAL, NO. 14 3C	FOOT	623
ELECTRIC CABLE IN CONDUIT, LEAD-IN, NO. 14 1 PAIR	FOOT	750
ELECTRIC CABLE IN CONDUIT, GROUNDING, NO. 6 1C	FOOT	122
REMOVE EXISTING TRAFFIC SIGNAL EQUIPMENT	EACH	1
* TRAFFIC SIGNAL POST, GALVANIZED STEEL 18 FT.	EACH	1
SIGNAL HEAD, 1-FACE, 3-SECTION, BRACKET MOUNTED	EACH	5
PEDESTRIAN SIGNAL HEAD, 1-FACE, BRACKET MOUNTED	EACH	4
PEDESTRIAN SIGNAL HEAD, 2-FACE, BRACKET MOUNTED	EACH	2
INDUCTIVE LOOP DETECTOR	EACH	11
SERVICE INSTALLATION, POLE MOUNTED	EACH	1
* ELECTRIC CABLE IN CONDUIT, NO. 20 3/C, TWISTED, SHIELDED	FOOT	412
* 100% COST TO VILLAGE OF MORTON GROVE		

CABLE PLAN LEGEND

EXISTING	PROPOSED	EXISTING	PROPOSED

- CONSTRUCTION NOTES:**
- REMOVE EXISTING 8" SIGNAL HEAD, 1-FACE, 3-SECTION, BRACKET MOUNTED, INSTALL NEW 12" SIGNAL HEAD, 1-FACE, 3-SECTION, BRACKET MOUNTED.
 - REMOVE EXISTING PEDESTRIAN SIGNAL HEAD, 2-FACE, BRACKET MOUNTED, AND INSTALL NEW PEDESTRIAN SIGNAL HEAD, 2-FACE, BRACKET MOUNTED.
 - REMOVE EXISTING PEDESTRIAN SIGNAL HEAD, 1-FACE, BRACKET MOUNTED, AND INSTALL NEW PEDESTRIAN SIGNAL HEAD, 1-FACE, BRACKET MOUNTED.
 - REMOVE EXISTING PEDESTRIAN HEAD, 1-FACE, BRACKET MOUNTED, INSTALL NEW PEDESTRIAN SIGNAL HEAD, 2-FACE, BRACKET MOUNTED.
 - REMOVE EXISTING CONTROLLER AND CABINET. INSTALL NEW CONTROLLER AND TYPE IV CABINET. RE-USE EXISTING FOUNDATION.
 - INSTALL NEW ELECTRIC CABLE IN CONDUIT, LEAD-IN, NO. 14, 1 PAIR
 - THE CONTRACTOR SHALL BE REQUIRED TO MAINTAIN THE OPERATION OF THE TRAFFIC SIGNALS DURING THE ENTIRE PROJECT.

- PUSH-BUTTON NOTES:**
- PUSH-BUTTON "A" SHALL PLACE A CALL IN PHASES 2 AND 4
 - PUSH-BUTTON "B" SHALL PLACE A CALL IN PHASES 4 AND 6
 - PUSH-BUTTON "C" SHALL PLACE A CALL IN PHASES 6 AND 8
 - PUSH-BUTTON "D" SHALL PLACE A CALL IN PHASES 2 AND 8

TYPE	NO. LAMPS	WATTAGE (INCAND.)	WATTAGE (LED)	X % OPERATION	TOTAL WATTAGE
SIGNAL (RED)	19	135		0.50	1282.5
(YELLOW)	19	135		0.25	641.25
(GREEN)	19	135		0.25	641.25
ARROW	16	135		0.10	216.0
PED. SIGNAL	8	90		1.00	720.0
CONTROLLER	1	100		1.00	100.0
TOTAL =					3601.0

20% - VILLAGE OF SKOKIE
 5127 OAKTON STREET
 P.O. BOX 309
 SKOKIE, IL 60077

FOUNDATION (DEPTH)	(FT.) (m)	CABLE SLACK	(FT.) (m)	VERTICAL	(FT.) (m)
TYPE A - POST	4 (1.2)	HANDHOLE	6.5 (2.0)	ALL FOUNDATIONS	3.5 (1.0)
D - FOUNDATION	4 (1.2)	DOUBLE HANDHOLE	13 (4.0)	MAST ARM (L) POLE	20' + L - 2 = (6m + L - 0.6m)
C - M. ARM POLE		SIGNAL POST	2 (0.6)	BRACKET MOUNTED	13 (4.0)
24" (600mm)	10 (3.0)	CONTROLLER CAB.	1 (0.5)	PED. PUSHBUTTON	4 (1.2)
30" (750mm)	15 (4.6)	FIBER OPTIC	13 (4.0)	ELECTRIC SERVICE	13.5 (4.1)
		ELECTRIC SERVICE	1 (0.5)	SERVICE TO GROUND	13.5 (4.1)
		GROUND CABLE	1 (0.5)	POST MOUNTED	6 (1.8)

SETON ENGINEERING
 CIVIL ENGINEERS
 19 S. BOTHWELL STREET
 PALATINE, ILLINOIS 60067
 VOICES: 847-776-7200 FAX: 847-776-7239

NAME	DATE

ILLINOIS DEPARTMENT OF TRANSPORTATION
CABLE PLAN, PHASE DESIGNATION DIAGRAM AND SCHEDULE OF QUANTITIES
 OAKTON STREET AT GROSS POINT ROAD
 MORTON GROVE, ILLINOIS
 SCALE: N.T.S.
 DATE 09-20-2004
 DRAWN BY BR
 DESIGNED BY VO
 CHECKED BY TJM