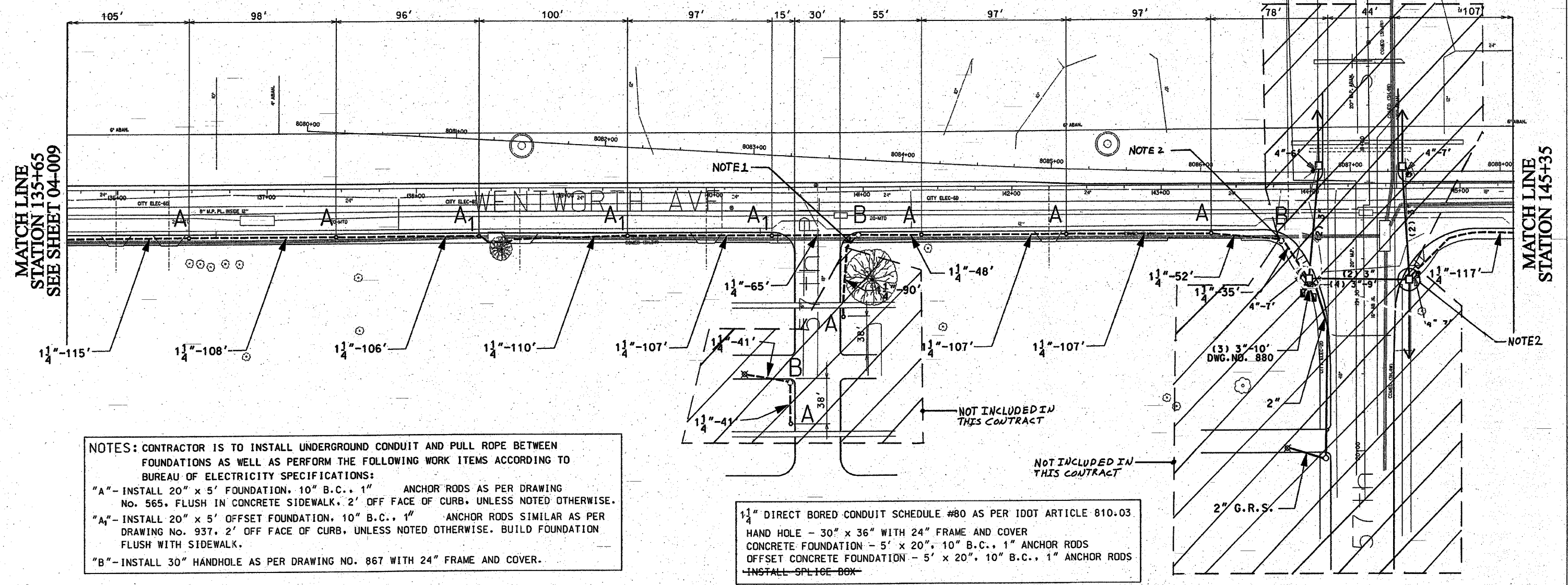
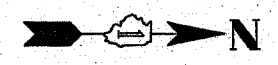


62807

F. A. RTE	SECTION	COUNTY	TOTAL SHEETS	SHEET NO
90/94	*	COOK	37	21
STA. 135+65	TO STA. 151+70			
FED. ROAD DIST NO. 1	ILLINOIS	FED AID PROJECTS		
* 2004-062L				

NOTE: CONTRACTOR IS TO CONTACT ALL UTILITY COMPANIES TO VERIFY EXACT LOCATION OF UNDERGROUND UTILITIES PRIOR TO START OF CONSTRUCTION WORK. MOVE FOUNDATIONS AND CONDUIT RUNS ACCORDINGLY.

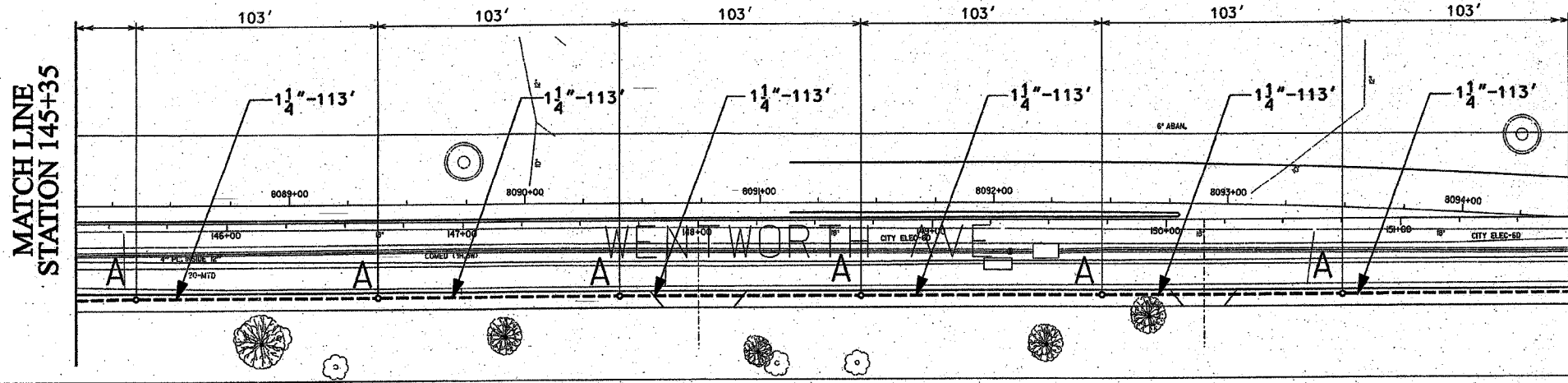
FOR INSTALLATION PLAN SEE SHEET 04-024
FOR REMOVAL PLAN SEE SHEETS 04-027, 04-028



NOTES: CONTRACTOR IS TO INSTALL UNDERGROUND CONDUIT AND PULL ROPE BETWEEN FOUNDATIONS AS WELL AS PERFORM THE FOLLOWING WORK ITEMS ACCORDING TO BUREAU OF ELECTRICITY SPECIFICATIONS:
 "A"-INSTALL 20" x 5' FOUNDATION, 10" B.C., 1" ANCHOR RODS AS PER DRAWING NO. 565, FLUSH IN CONCRETE SIDEWALK, 2' OFF FACE OF CURB, UNLESS NOTED OTHERWISE.
 "A1"-INSTALL 20" x 5' OFFSET FOUNDATION, 10" B.C., 1" ANCHOR RODS SIMILAR AS PER DRAWING NO. 937, 2' OFF FACE OF CURB, UNLESS NOTED OTHERWISE. BUILD FOUNDATION FLUSH WITH SIDEWALK.
 "B"-INSTALL 30" HANDHOLE AS PER DRAWING NO. 867 WITH 24" FRAME AND COVER.

1 1/4" DIRECT BORED CONDUIT SCHEDULE #80 AS PER IDOT ARTICLE 810.03
 HAND HOLE - 30" x 36" WITH 24" FRAME AND COVER
 CONCRETE FOUNDATION - 5' x 20", 10" B.C., 1" ANCHOR RODS
 OFFSET CONCRETE FOUNDATION - 5' x 20", 10" B.C., 1" ANCHOR RODS
 INSTALL SPLICE BOX

NOT INCLUDED IN THIS CONTRACT



MATCH LINE STATION 151+70 SEE SHEET 04-011

NOTES:
 1. PROVIDE A CONDUIT STUB AT HANDHOLE EXTENDING TO ONE FOOT PAST THE LIMITS OF SIDEWALK REPLACEMENT. PROVIDE A CONDUIT CAP FOR THE CONDUIT STUB. THE CONDUIT CAP WILL BE INCLUDED IN THE UNIT PRICE FOR THE CONDUIT OF SPECIFIED TYPE AND DIAMETER. NO SEPARATE PAYMENT WILL BE MADE. SEE DOT CONTRACT NO. 62.796 FOR LIMITS OF SIDEWALK REPLACEMENT.
 2. ROUTE PROPOSED CONDUIT RUN TO THE EXISTING MAN HOLE OR HANDHOLE AS SHOWN. DRILL THE EXISTING MANHOLE OR HANDHOLE AND INSTALL PROPOSED CONDUIT THROUGH THE MANHOLE OR HANDHOLE WALL. SEE DRAWING BOE-2 FOR DETAILS.

CITY OF CHICAGO
 DEPT. OF STREETS AND SANITATION
 BUREAU OF ELECTRICITY
 DIVISION OF ELECTRICAL ENGINEERING

DRAFTSMAN	CHIEF DRAFTSMAN	ENGINEER
P.R.S./ B.T.G.	ROBERT CARTER	P.R.S./ B.T.G.
SUPERVISING ENGINEER	ELEC. DESIGN ENGR.	

DWG. NO. **04-010**

ENGINEER OF ELECTRICITY:
 GEN'L Supt. OF ELECTRICITY:
 DEPUTY COMMISSIONER:

SCALE: 1" = 30'
 DATE: February 11, 2005

ILLINOIS DEPARTMENT OF TRANSPORTATION
 F.A.I. 90/94 (DAN RYAN EXPRESSWAY)
 57th St. TO 47th St. (FRONTAGE ROADS)

STREET LIGHTING
 UNDERGROUND CONDUIT FACILITIES

SCALE: 1" = 30'
 DATE: February 11, 2005
 DRAWN BY: B.T.G.
 CHECKED BY: O.L.

REVISIONS	
NAME	DATE