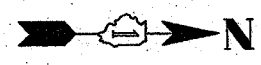
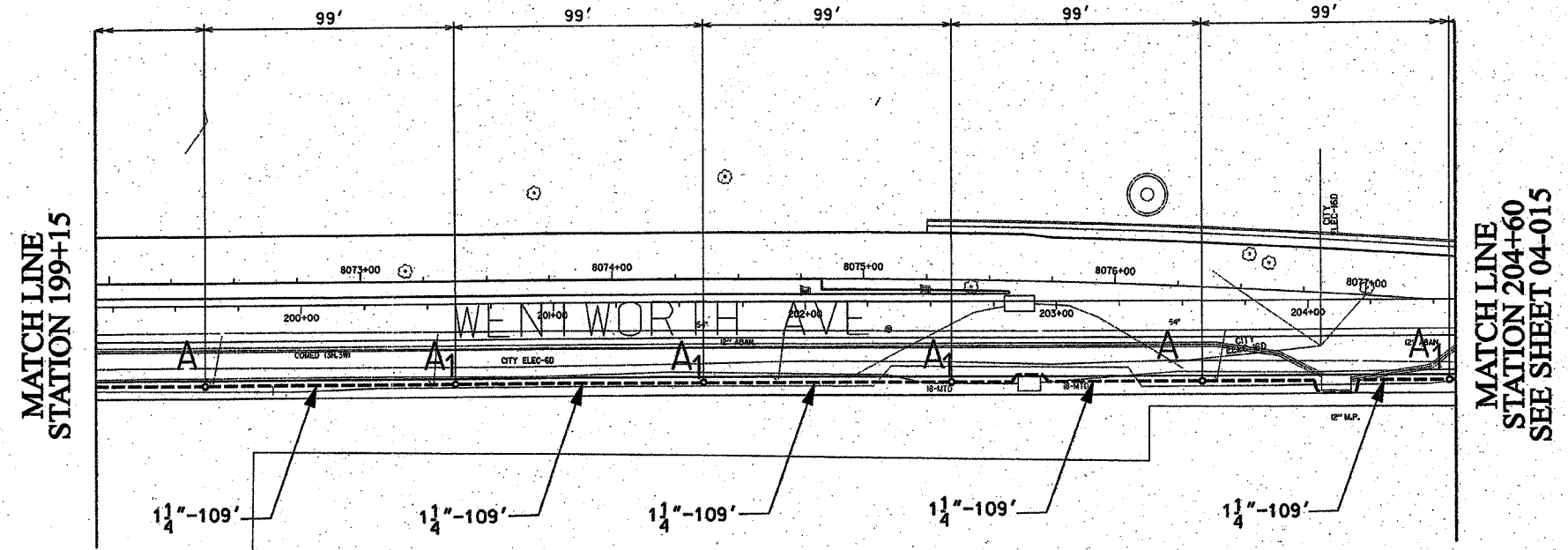
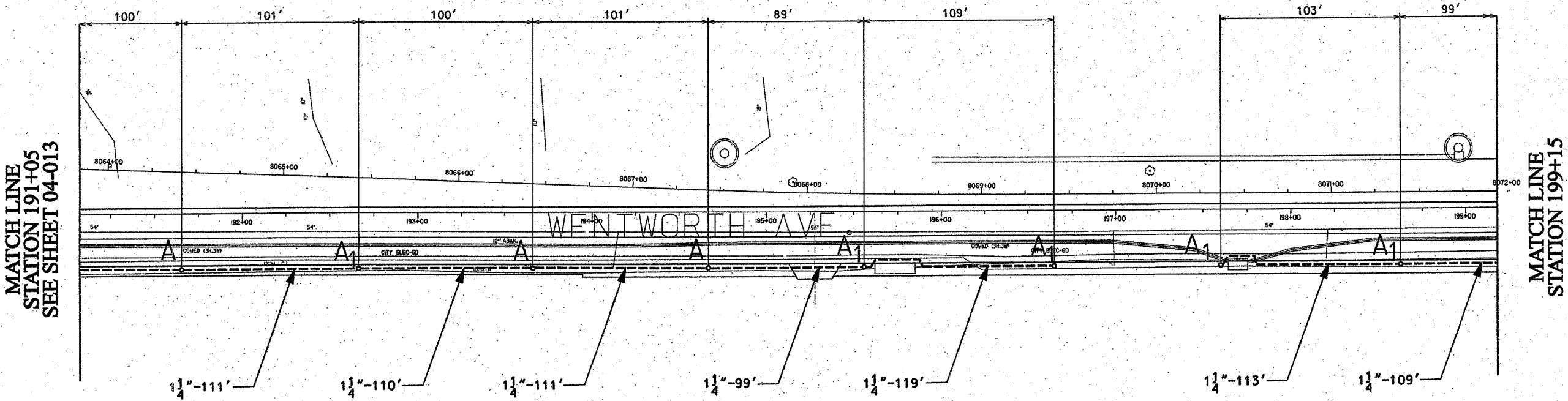


62807



NOTE: CONTRACTOR IS TO CONTACT ALL UTILITY COMPANIES TO VERIFY EXACT LOCATION OF UNDERGROUND UTILITIES PRIOR TO START OF CONSTRUCTION WORK. MOVE FOUNDATIONS AND CONDUIT RUNS ACCORDINGLY.

| | | | | |
|----------------------|----------------|------------------|--------------|----------|
| F. A. RTE | SECTION | COUNTY | TOTAL SHEETS | SHEET NO |
| 90/94 | • | COOK | 37 | 25 |
| STA. 191+05 | TO STA. 204+60 | | | |
| FED. ROAD DIST NO. 1 | ILLINOIS | FED AID PROJECTS | | |
| * 2004-068L | | | | |



NOTES: CONTRACTOR IS TO INSTALL UNDERGROUND CONDUIT AND PULL ROPE BETWEEN FOUNDATIONS AS WELL AS PERFORM THE FOLLOWING WORK ITEMS ACCORDING TO BUREAU OF ELECTRICITY SPECIFICATIONS:

- "A" - INSTALL 20" x 5' FOUNDATION, 10" B.C., 1" ANCHOR RODS AS PER DRAWING NO. 565; FLUSH IN CONCRETE SIDEWALK, 2' OFF FACE OF CURB, UNLESS NOTED OTHERWISE.
- "A1" - INSTALL 20" x 5' OFFSET FOUNDATION, 10" B.C., 1" ANCHOR RODS SIMILAR AS PER DRAWING NO. 937, 2' OFF FACE OF CURB, UNLESS NOTED OTHERWISE. BUILD FOUNDATION FLUSH WITH SIDEWALK.
- "B" - INSTALL 30" HANDHOLE AS PER DRAWING NO. 867 WITH 24" FRAME AND COVER.

1 1/4" DIRECT BORED CONDUIT SCHEDULE #80 AS PER IDOT ARTICLE 810.03
 CONCRETE FOUNDATION - 5' x 20", 10" B.C., 1" ANCHOR RODS
 OFFSET CONCRETE FOUNDATION - 5' x 20", 10" B.C., 1" ANCHOR RODS

FOR INSTALLATION PLAN SEE SHEET 04-023
 FOR REMOVAL PLAN SEE SHEET 04-029

CITY OF CHICAGO
 DEPT. OF STREETS AND SANITATION
 BUREAU OF ELECTRICITY
 DIVISION OF ELECTRICAL ENGINEERING

| | | |
|--|-----------------------------------|-----------------------------|
| DRAFTSMAN: P.R.S./ B.T.G. | CHIEF DRAFTSMAN: ROBERT CARTER | ENGINEER: P.R.S./ B.T.G. |
| SUPERVISING ENGINEER: ELEC. DESIGN ENGR. | | DWG. NO. 04-014 |
| ENGINEER OF ELECTRICITY: | | |
| GEN'L SUPT. OF ELECTRICITY: | | |
| DEPUTY COMMISSIONER: | | |
| SIZE: 22" x 36" | SCALE: 1"=30' | DATE: 1/20/04 |
| ILLINOIS DEPARTMENT OF TRANSPORTATION F.A.I. 90/94 (DAN RYAN EXPRESSWAY) 59th St. TO 47th St. (FRONTAGE ROADS) | | |
| STREET LIGHTING UNDERGROUND CONDUIT FACILITIES | | |
| SCALE: 1" = 30' | | DRAWN BY: B.T.G. |
| DATE: February 11, 2005 | | CHECKED BY: O.L. |

| REVISIONS | |
|-----------|------|
| NAME | DATE |
| | |
| | |
| | |
| | |