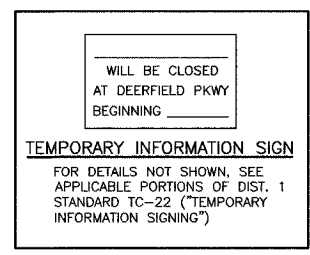
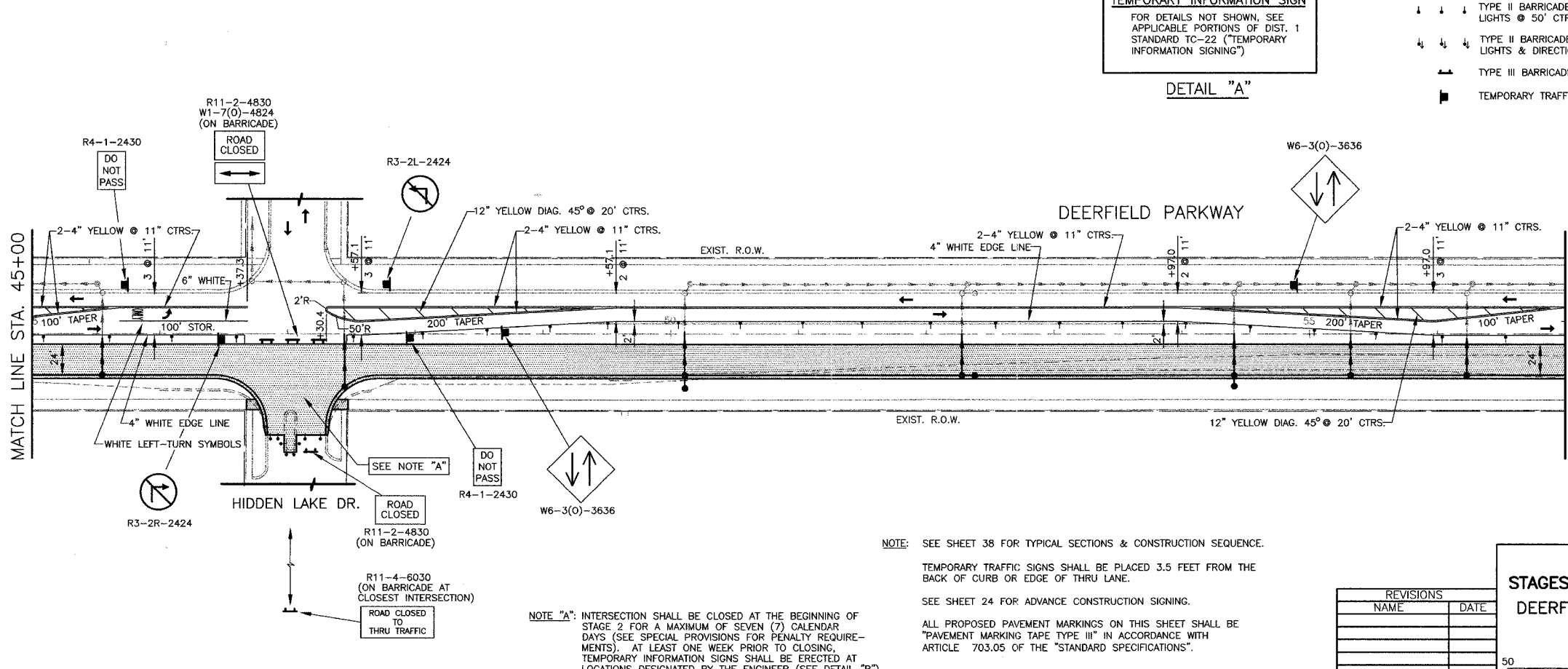
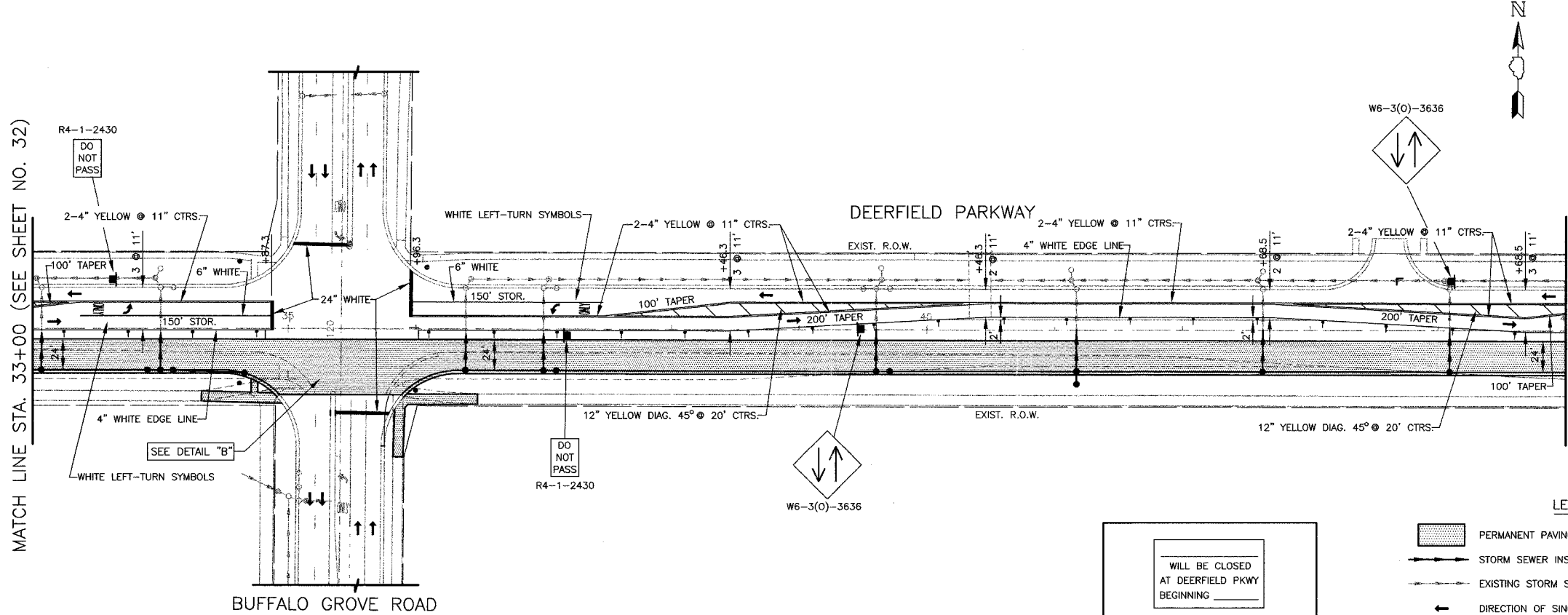
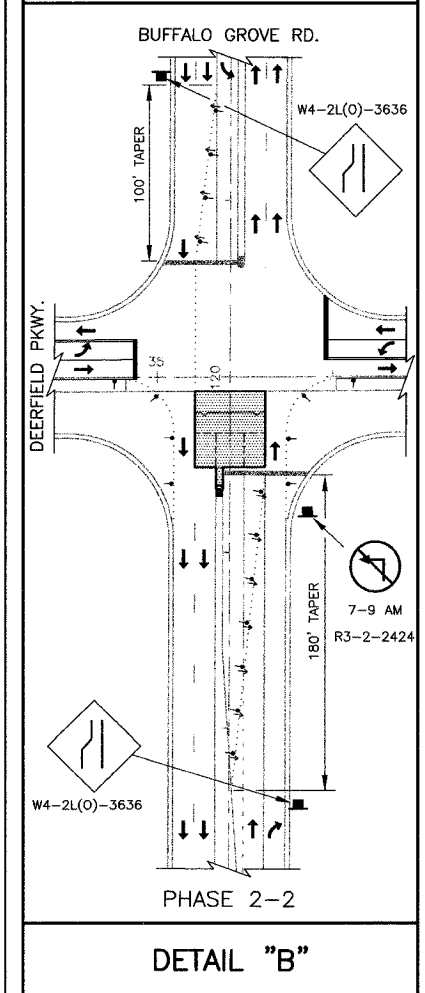
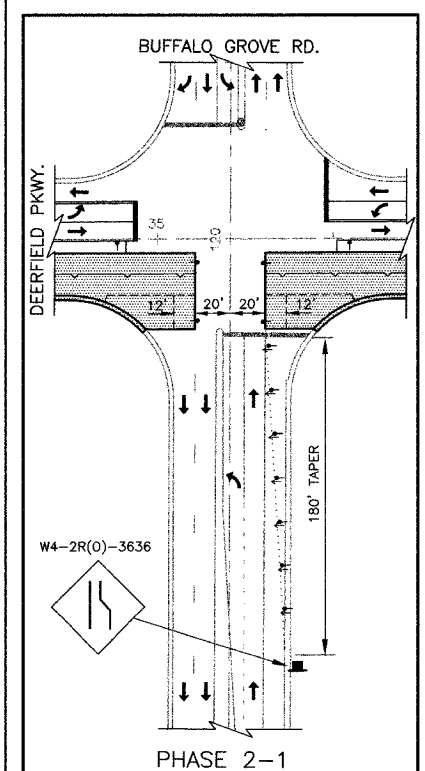


| | | | | |
|-----------------------|---------------|--------------------------------|--------------|-----------|
| FILE # | SECTION | COUNTY | TOTAL SHEETS | SHEET NO. |
| CH | A47 | LAKE | 176 | 33 |
| STA. 33+00 | TO STA. 57+00 | | | |
| 03-00088-00-FP | LINE | SURFACE TRANSPORTATION FUNDING | | |
| CONTRACT NUMBER 83807 | | | | |



- LEGEND**
- PERMANENT PAVING DURING PHASE 2
 - STORM SEWER INSTALLED DURING PHASE 2
 - EXISTING STORM SEWER AT BEGINNING OF PHASE 2
 - DIRECTION OF SINGLE LANE OF THRU TRAFFIC DURING PHASE 2
 - TYPE II BARRICADES WITH MONO-DIRECTIONAL STEADY-BURN LIGHTS @ 50' CTRS. (25' SPACING IN TAPERS)
 - TYPE II BARRICADES WITH MONO-DIRECTIONAL STEADY-BURN LIGHTS & DIRECTION INDICATOR PANELS @ 25' CTRS.
 - TYPE III BARRICADE WITH FLASHING LIGHTS
 - TEMPORARY TRAFFIC SIGN ON PERMANENT SUPPORT

NOTE "A": INTERSECTION SHALL BE CLOSED AT THE BEGINNING OF STAGE 2 FOR A MAXIMUM OF SEVEN (7) CALENDAR DAYS (SEE SPECIAL PROVISIONS FOR PENALTY REQUIREMENTS). AT LEAST ONE WEEK PRIOR TO CLOSING, TEMPORARY INFORMATION SIGNS SHALL BE ERECTED AT LOCATIONS DESIGNATED BY THE ENGINEER (SEE DETAIL "B").

NOTE: SEE SHEET 38 FOR TYPICAL SECTIONS & CONSTRUCTION SEQUENCE.

TEMPORARY TRAFFIC SIGNS SHALL BE PLACED 3.5 FEET FROM THE BACK OF CURB OR EDGE OF THRU LANE.

SEE SHEET 24 FOR ADVANCE CONSTRUCTION SIGNING.

ALL PROPOSED PAVEMENT MARKINGS ON THIS SHEET SHALL BE "PAVEMENT MARKING TAPE TYPE III" IN ACCORDANCE WITH ARTICLE 703.05 OF THE "STANDARD SPECIFICATIONS".

| REVISIONS | |
|-----------|------|
| NAME | DATE |
| | |
| | |
| | |
| | |

VILLAGE OF BUFFALO GROVE

STAGES OF CONSTRUCTION PHASE 2

DEERFIELD PARKWAY IMPROVEMENT

STA. 33+00 TO 57+00

DATE: 6/2/2005
DESIGNED BY: RJK
TECHNICIAN: JRR
CHECKED BY: MLH

SCALE IN FEET