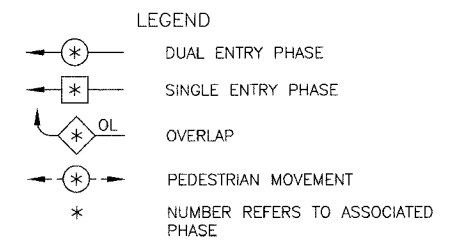
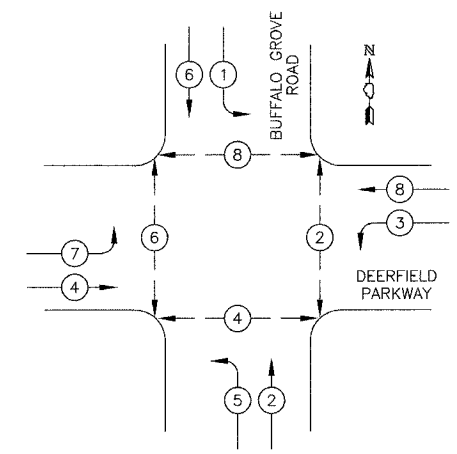


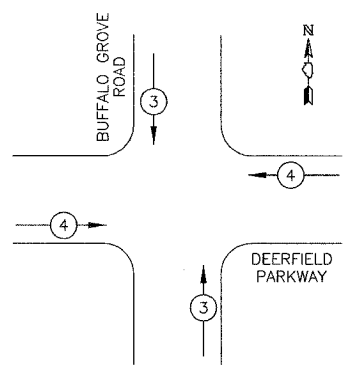
FILE #	SECTION	COUNTY	TOTAL SHEETS	SHEET NO.
CH	A47	LAKE	176	84
STA.	TO STA.			
03-00088-00-PP	ELABOR	SURFACE TRANSPORTATION FUNDING		
CONTRACT NUMBER 83807				

TEMPORARY CONTROLLER SEQUENCE



TEMPORARY PHASE DESIGNATION DIAGRAM

TEMPORARY EMERGENCY VEHICLE PREEMPTION SEQUENCE



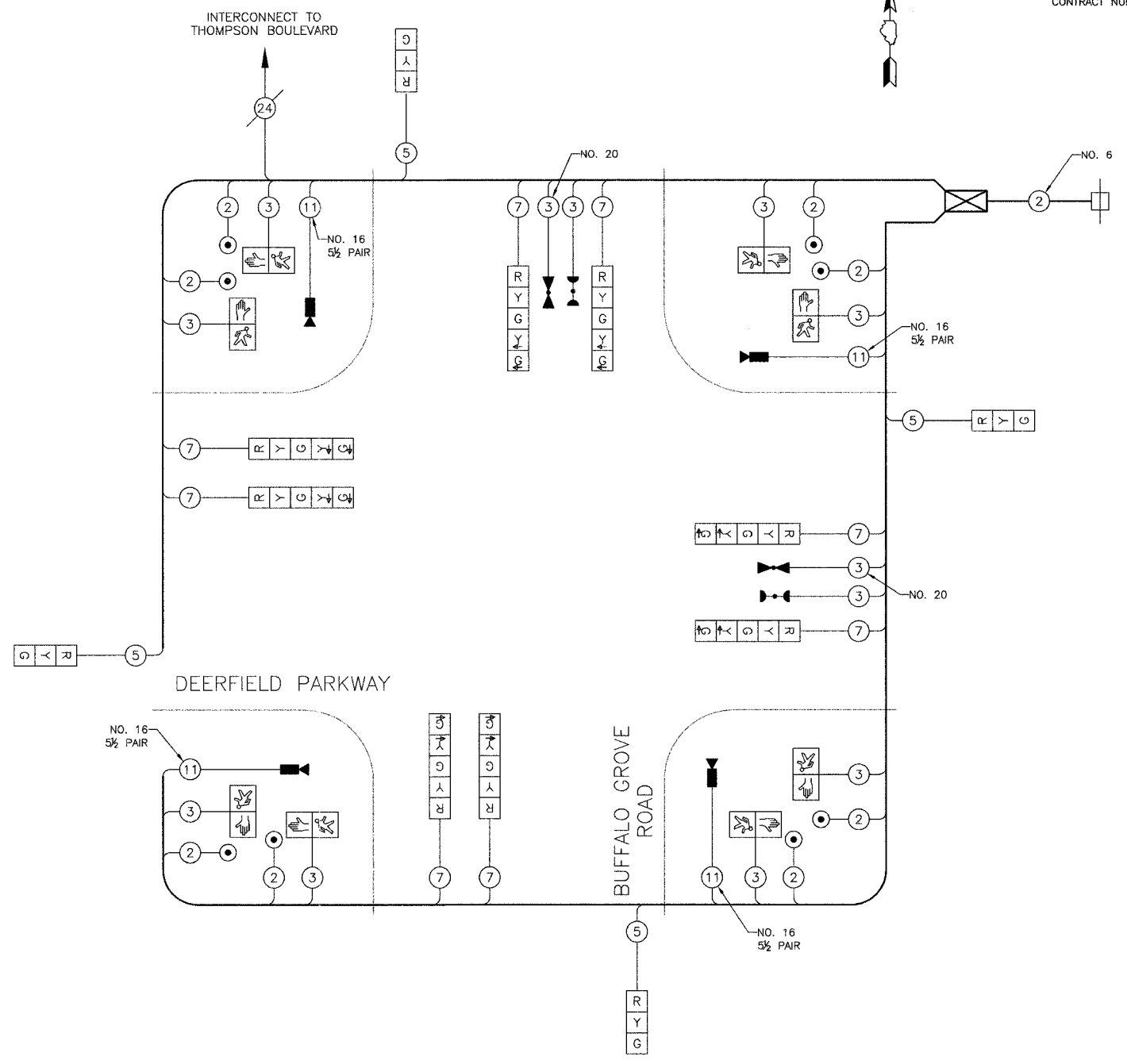
TEMPORARY EMERGENCY VEHICLE PREEMPTORS		
EMERGENCY VEHICLE PREEMPTOR	3	4
MOVEMENT		

TEMPORARY CABLE PLAN LEGEND

- TEMPORARY TRAFFIC SIGNAL SECTION OR PEDESTRIAN SIGNAL SECTION 12" (300mm)
- CONTROLLER CABINET
- SERVICE INSTALLATION
- INDICATES NUMBER OF CONDUCTORS IN CABLE. ALL CONDUCTORS TO BE NUMBER 14 AWG WIRE UNLESS OTHERWISE NOTED
- CONFIRMATION BEACON
- EMERGENCY VEHICLE LIGHT DETECTOR
- VEHICLE DETECTOR, INDUCTION LOOP
- PEDESTRIAN PUSHBUTTON DETECTOR
- 12" (300mm) PEDESTRIAN SIGNAL SECTION
- TELEPHONE CONNECTION
- PROPOSED IMAGE SENSOR

I.D.O.T. TRAFFIC SIGNAL INSTALLATION ELECTRICAL SERVICE REQUIREMENTS					TOTAL WATTAGE
TYPE	NO. LAMPS	WATTAGE INCAND.	WATTAGE LED	% OPERATION	
SIGNAL (RED)	12	135	17	0.50	810
(YELLOW)	12	135	25	0.25	405
(GREEN)	12	135	15	0.25	405
ARROW	8	135	12	0.10	108
PED. SIGNAL	8	90	25	1.00	720
CONTROLLER	1	100	100	1.00	100
VIDEO SYSTEMS	1	150	150	1.00	150
FLASHER				0.50	
TOTAL =					2698

ENERGY COSTS TO: VILLAGE OF BUFFALO GROVE
51 RAUPP BOULEVARD
BUFFALO GROVE, IL 60089
CONTACT: DOROTHY PROSEN
PHONE: (847) 816-5323
COMPANY: COM ED



TEMPORARY CABLE PLAN
NOT TO SCALE

THE TRAFFIC SIGNAL CONTROL EQUIPMENT FOR THIS PROJECT SHALL BE "ECONOLITE" BRAND TO MATCH THE EXISTING ADJACENT SYSTEM.

REVISIONS	
NAME	DATE

TEMPORARY TRAFFIC SIGNAL CABLE PLAN AND SEQUENCE OF OPERATION DEERFIELD PARKWAY & BUFFALO GROVE ROAD

DATE: 6/2/2005
DESIGNED BY: JJE
TECHNICIAN: JJE
CHECKED BY: KMM

SCALE: NOT TO SCALE