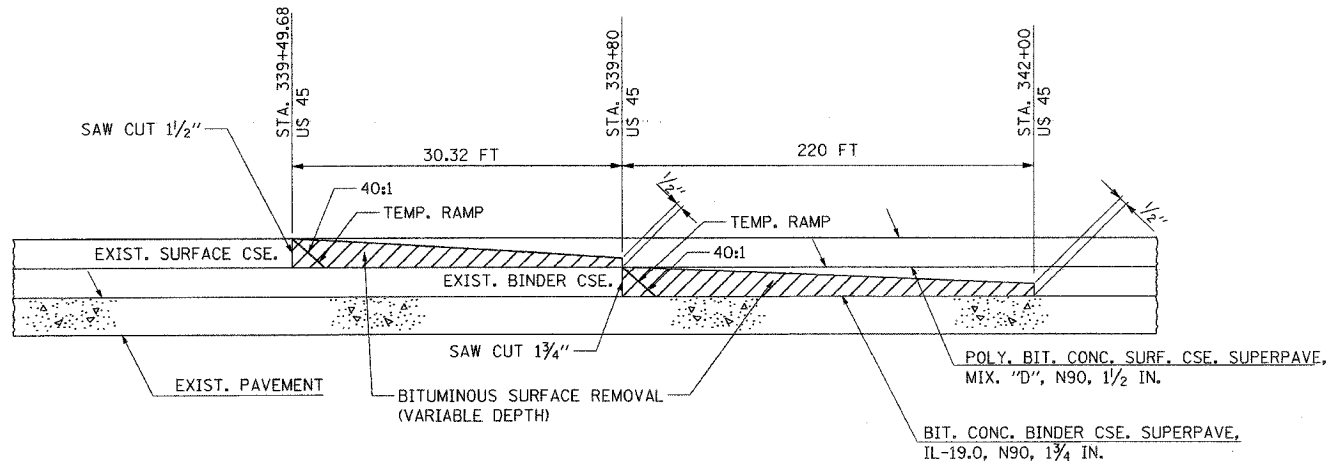


F.A.P. RTE.	SECTION	COUNTY	TOTAL SHEETS	SHEET NO.
332	31-1-2, 31B	SALINE	199	115
STA. TO STA.		FED. ROAD DIST. NO. ILLINOIS FED. AID PROJECT		

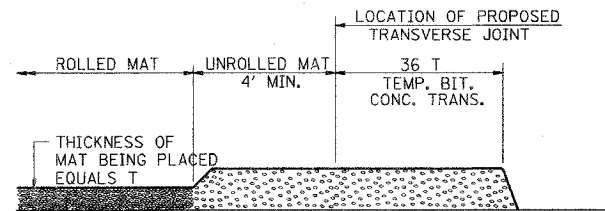


TO BE USED: STA. 339+49.68 TO 339+80
STA. 339+80 TO 342+00

NOTE: DETAIL ONLY PERTAINS TO AREA.

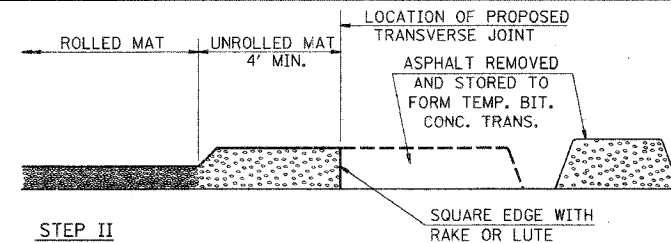
- BITUMINOUS SURFACE REMOVAL (VARIABLE DEPTH)

U.S. RTE. 45 JOINT AT STA. 339 + 49.68



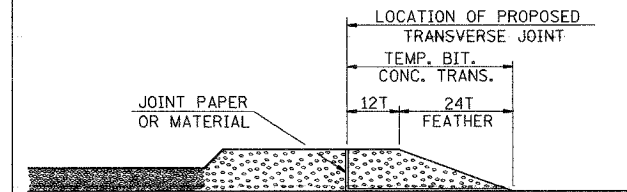
STEP I

1. PLACE BITUMINOUS MAT, LENGTH 36 TIMES THE THICKNESS OF THE MAT BEING PLACED PAST THE PROPOSED TRANSVERSE JOINT LOCATION USING NORMAL OPERATING PROCEDURES.
2. EXTREME CARE SHOULD BE TAKEN TO MAINTAIN ENOUGH MATERIAL IN FRONT OF THE SCREED TO MAINTAIN REQUIRED PAVING DEPTH.



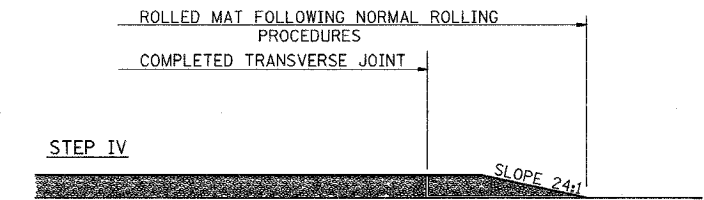
STEP II

1. MOVE THE PAVER OUT OF THE WAY AND REMOVE THE ASPHALT FROM THE AREA OF THE PROPOSED TEMPORARY BITUMINOUS CONCRETE TRANSITION.
2. SQUARE UP THE END OF THE MAT WITH A RAKE OR LUTE.
3. NOTE THAT THE MAT WITHIN 4' OF THE END OF JOINT IS NOT TO BE ROLLED AT THIS TIME.



STEP III

1. JOINT PAPER OR OTHER PRESELECTED JOINT MATERIAL IS THEN PLACED IN THE CLEARED AREA AND THE EXCESS ASPHALT USED TO HAND FORM A TRANSITION TO THE DIMENSIONS SHOWN ABOVE.
2. NOTE THAT IN CONSTRUCTING THE TRANSITION, THE MAT DEPTH IS CONTINUED AS PART OF THE TRANSITION BEFORE FORMING THE FEATHER.



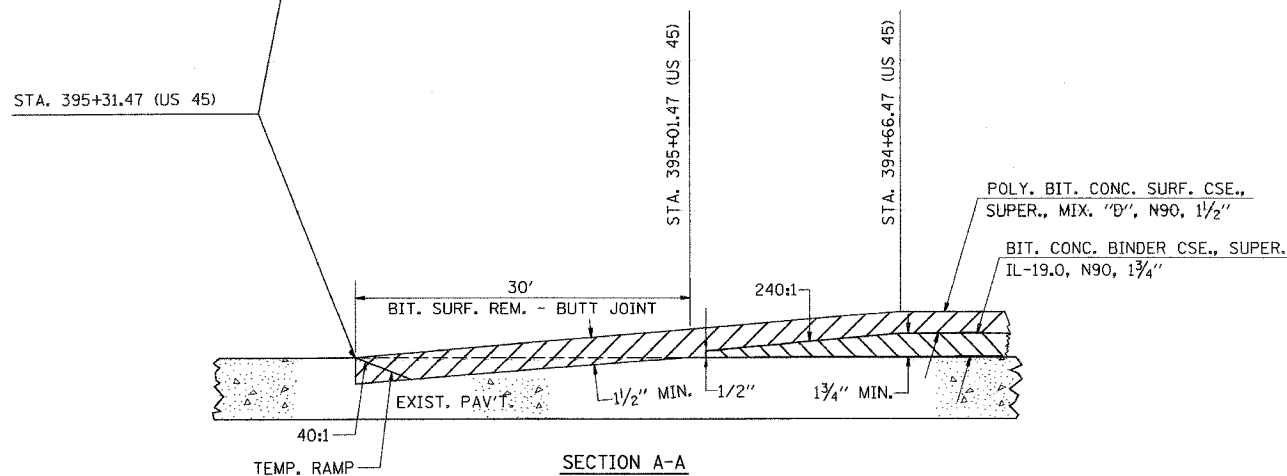
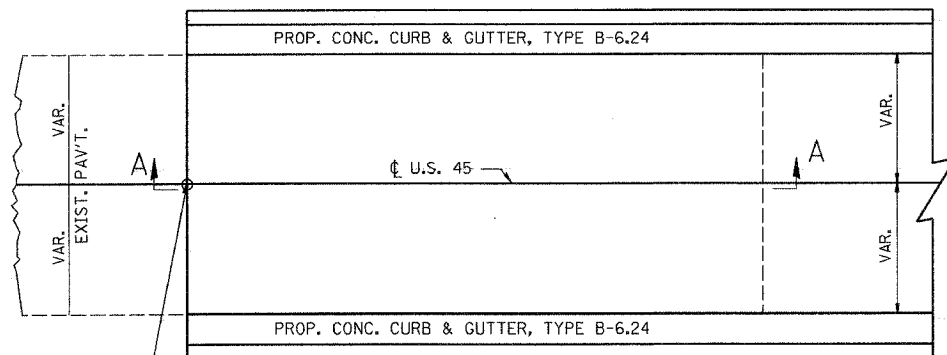
STEP IV

1. COMPLETE TEMPORARY TRANSITION BY ROLLING.
2. TO RESUME PAVING, AT THE JOINT, REMOVE TEMPORARY TRANSITION AND DISPOSE OF THE MATERIAL ACCORDING TO ART. 202.03 OF THE STD. SPECS. (COST INCLUDED IN THE CONTRACT).
3. CONSTRUCTING THE TEMPORARY TRANSITIONS WILL BE PAID FOR IN ACCORDANCE WITH ART. 406.24 OF THE STD. SPECS.

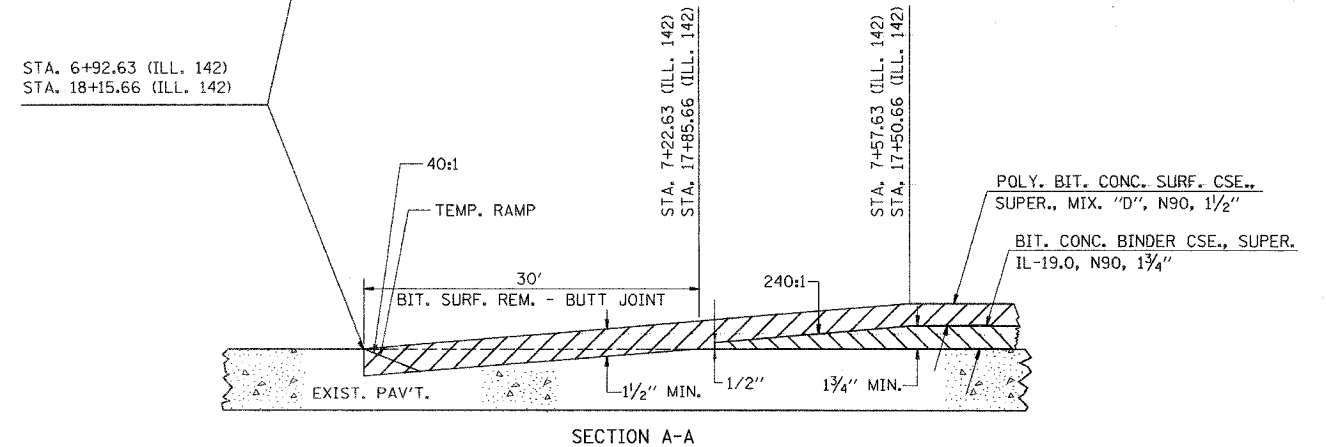
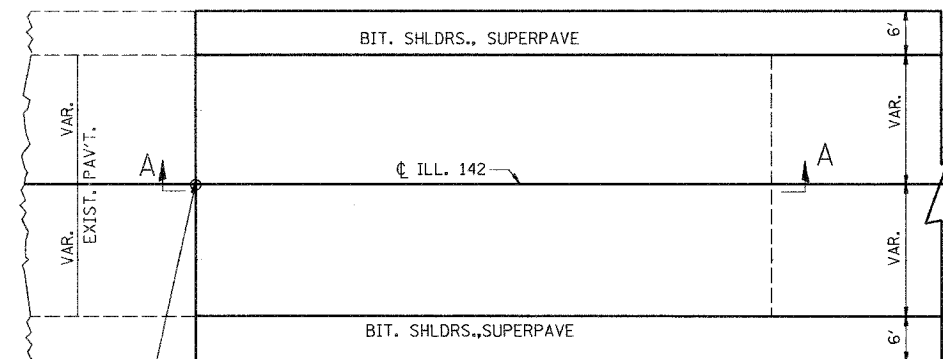
REVISIONS	
REDRAWN	2-15-89
REVISED	8-16-94

STD. 9-26

TEMPORARY BITUMINOUS CONCRETE TRANSITIONS



BUTT JOINT - U.S. RTE. 45



BUTT JOINT - ILL. RTE. 142/STATE ST.

PROJECT: ROADWAY CONTRACT A7 STANDARDS
ACTIVE FILE: REFERENCE FILES
DATE: 08/20/01
DRAWN BY: [Signature]
CHECKED BY: [Signature]