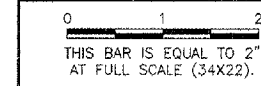


UN043

K:\Champaign\0305903\draw\sheet\
FILE: 13\_Phase3-TempMark.dwg
LAYOUT: Layout1
UPDATE BY: odraughn
SURVEY BOOK #
DATE: Thu 6/16/05 2:02pm
XREF DWG: CMIBaseEPOEL.dwg
Cintinfo.dwg
tb.dwg
baselines.dwg

Table with 3 columns: NUMBER, BY, DATE. Revisions section.



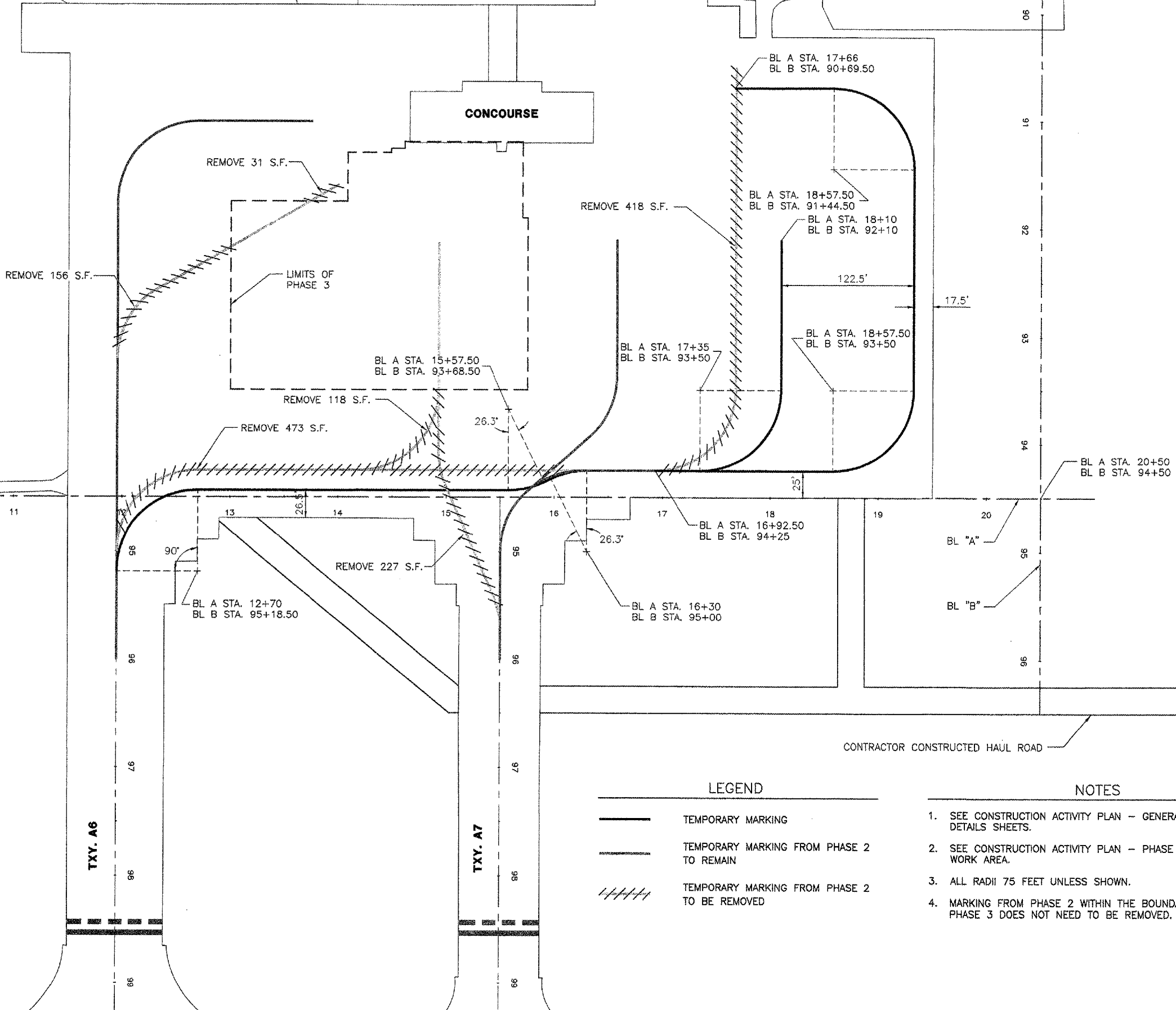

UNIVERSITY OF ILLINOIS
WILLARD AIRPORT
REHABILITATE AIR CARRIER RAMP
CONSTRUCTION ACTIVITY PLAN
PHASE 3 MARKING

© Copyright CMT, Inc.
CMT
CRANFORD, MURPHY & TILLY, INC.
CONSULTING ENGINEERS
License No. 184-000018

Table with 2 columns: Field Name, Value. Includes DESIGN BY, DRAWN BY, CHECKED BY, APPROVED BY, DATE, JOB No., IL PROJECT, A.I.P. PROJECT, SHEET 13 OF 58 SHEETS.

MAIN TERMINAL

CONCOURSE



LEGEND
--- TEMPORARY MARKING
--- TEMPORARY MARKING FROM PHASE 2 TO REMAIN
///// TEMPORARY MARKING FROM PHASE 2 TO BE REMOVED

- NOTES
1. SEE CONSTRUCTION ACTIVITY PLAN - GENERAL NOTES AND DETAILS SHEETS.
2. SEE CONSTRUCTION ACTIVITY PLAN - PHASE 3 FOR LIMITS OF WORK AREA.
3. ALL RADII 75 FEET UNLESS SHOWN.
4. MARKING FROM PHASE 2 WITHIN THE BOUNDARIES OF PHASE 3 DOES NOT NEED TO BE REMOVED.