







NOTES:

1. SEE GRADING PLANS FOR LIMITS OF BUTT JOINT CONSTRUCTION.
2. EXISTING CURB AND SIDEWALK NOT SCHEDULED FOR REMOVAL TO BE PROTECTED FROM DAMAGE.

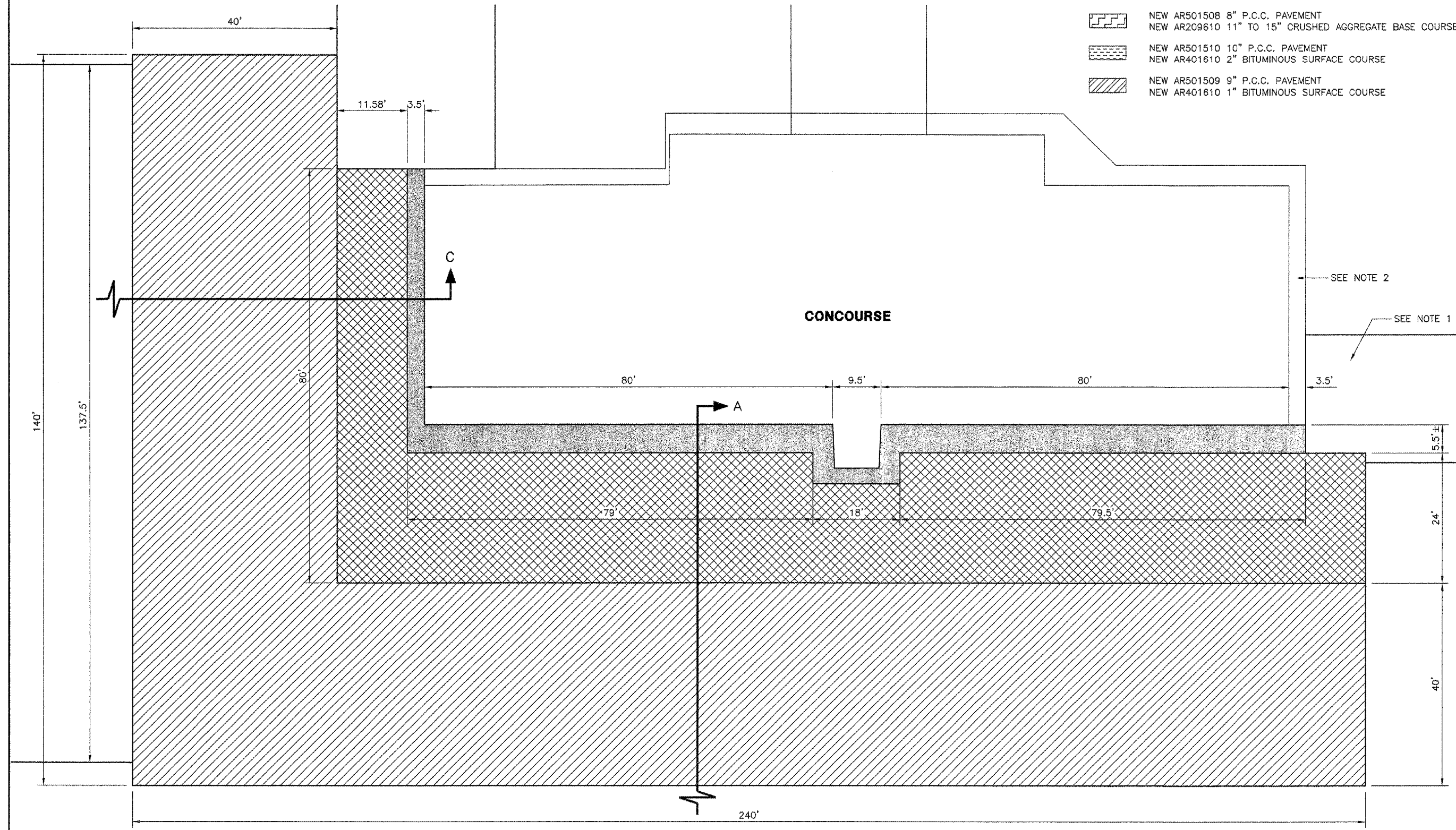
LEGEND - PAVEMENT

-  NEW AR501604 4" P.C.C. SIDEWALK
-  NEW AR501508 8" P.C.C. PAVEMENT
NEW AR209510 10" CRUSHED AGGREGATE BASE COURSE
-  NEW AR501513 13" P.C.C. PAVEMENT
NEW AR209610 10" CRUSHED AGGREGATE BASE COURSE
-  NEW AR501508 8" P.C.C. PAVEMENT
NEW AR209610 11" TO 15" CRUSHED AGGREGATE BASE COURSE
-  NEW AR501510 10" P.C.C. PAVEMENT
NEW AR401610 2" BITUMINOUS SURFACE COURSE
-  NEW AR501509 9" P.C.C. PAVEMENT
NEW AR401610 1" BITUMINOUS SURFACE COURSE

REVISIONS

NUMBER	BY	DATE

0 1 2
 THIS BAR IS EQUAL TO 2"
 AT FULL SCALE (34X22).



UNIVERSITY OF ILLINOIS
 WILLARD AIRPORT
 REHABILITATE AIR CARRIER RAMP
 PROJECT IMPROVEMENTS 2
 AREA AROUND TERMINAL

© Copyright CMT, Inc.
CMT
 CRAWFORD, MURPHY & TILLY, INC.
 CONSULTING ENGINEERS
 License No. 84-000618

DESIGN BY:	SMS
DRAWN BY:	CMT
CHECKED BY:	SMS
APPROVED BY:	<i>[Signature]</i>
DATE:	06/10/2005
JOB No:	03059-03-00
IL PROJECT:	CMI-3449
A.I.P. PROJECT:	3-17-0016-22
SHEET	25 OF 58 SHEETS

SEE PROJECT IMPROVEMENTS SHEET 1 FOR NEW APRON PAVEMENT PLAN.