

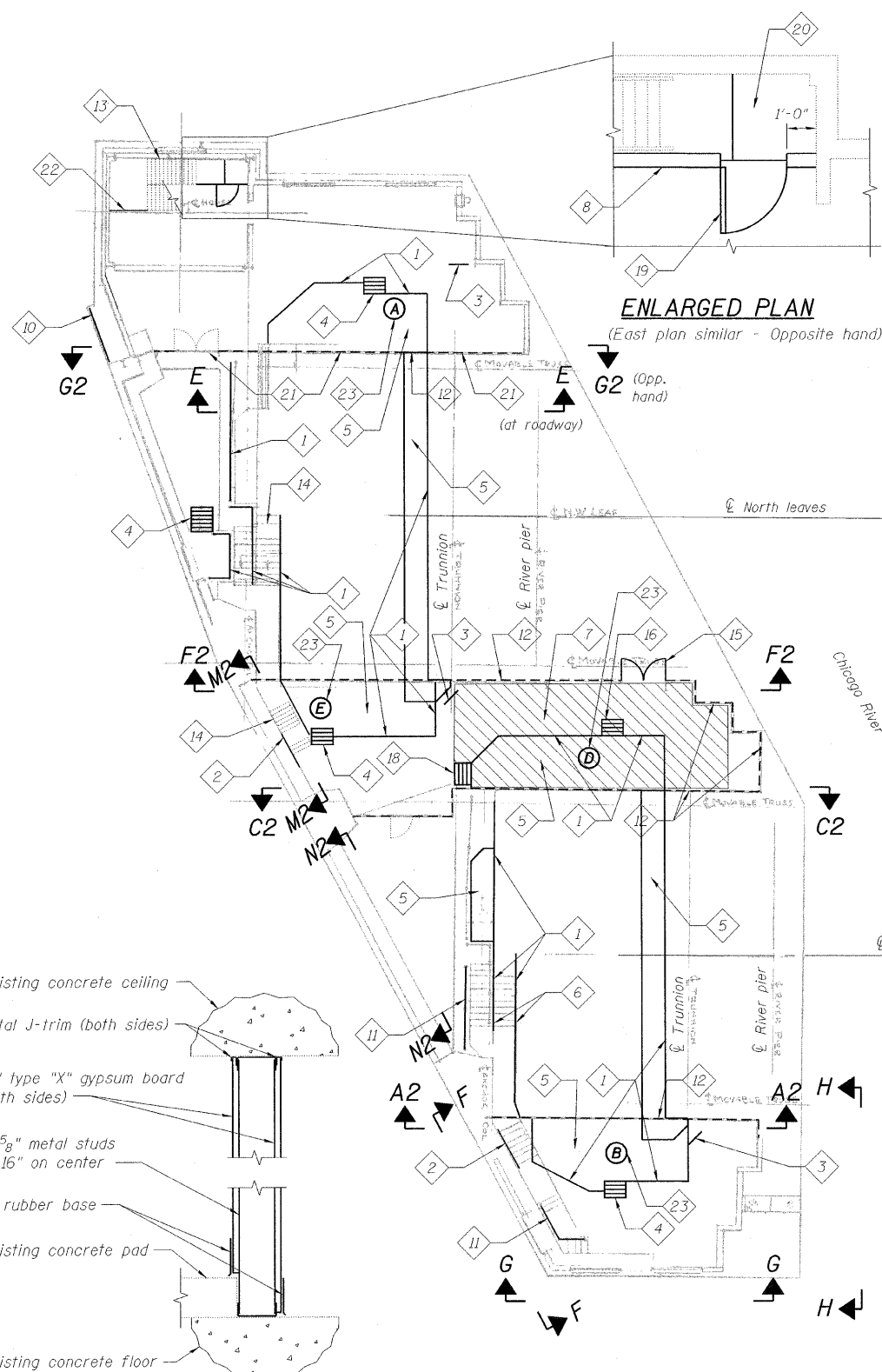
STATE OF ILLINOIS  
DEPARTMENT OF TRANSPORTATION

**KEYED NOTES:**

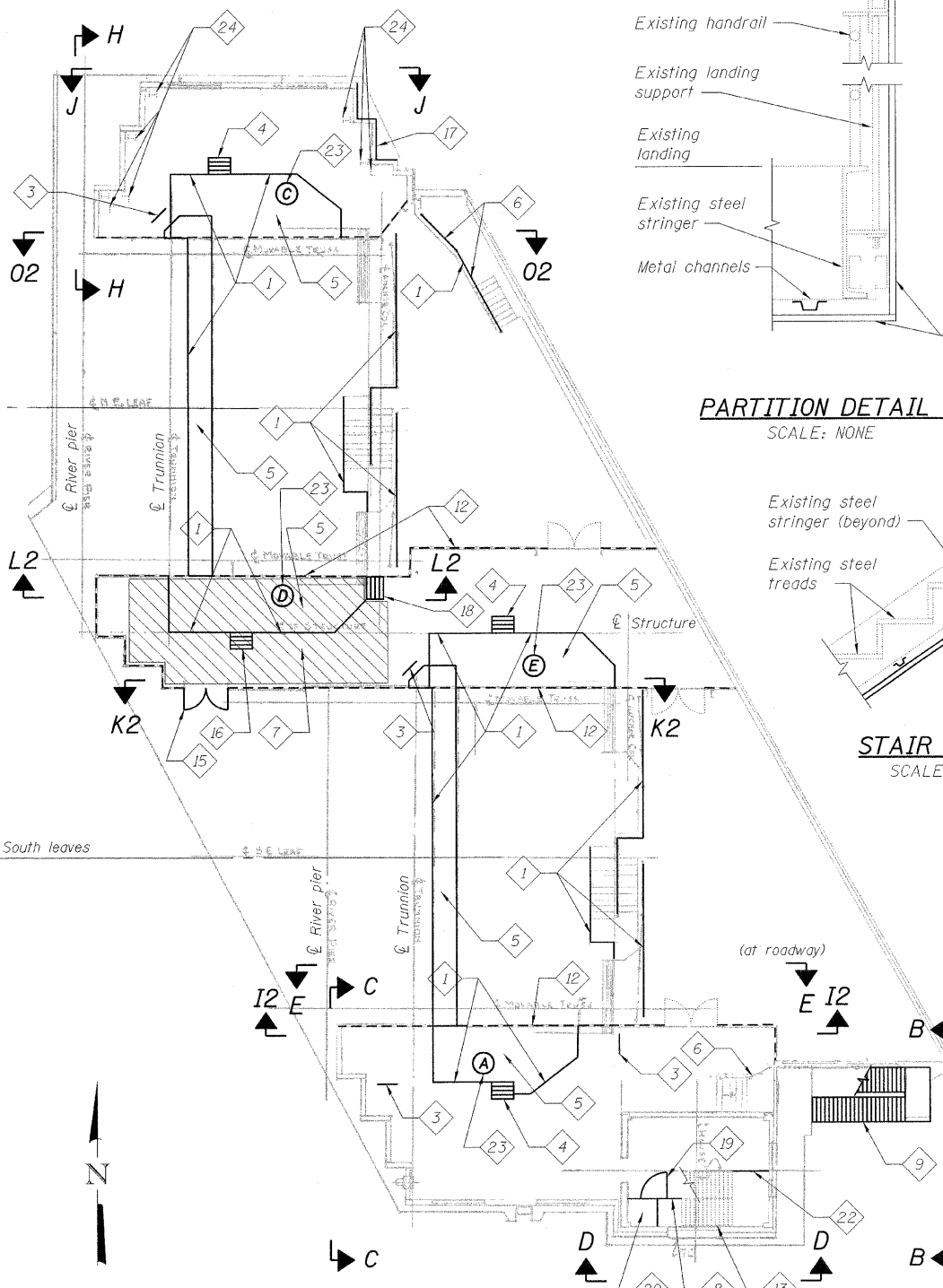
- 1 Remove and replace metal guardrail.
- 2 Remove and replace wall mounted metal handrail.
- 3 Remove ladder and replace with new metal ladder.
- 4 Remove and replace metal ships ladder.
- 5 Remove and replace metal grating (includes mezzanine above).
- 6 Concrete stairs repair.
- 7 Remove and replace roof above hatched area. See details on sheet 142 of 163.
- 8 New one hour partition. See Partition Detail A this sheet.
- 9 Remove and replace existing metal stair.
- 10 Clean and seal top limestone panel. Remove and replace lowest limestone panel.
- 11 New guardrail.
- 12 Dashed line indicates new 1/2" thick (20 gauge) metal wall panels on existing steel framing.
- 13 Existing stair and rail to remain.
- 14 Remove and replace metal tread plates.
- 15 Remove and replace existing doors with 3'-0" x 6'-8" hollow metal door (pair).
- 16 New ships ladder.
- 17 Remove and replace lower limestone panels.
- 18 Remove existing ships ladder.
- 19 New hollow metal door and frame (3'-0" x 6'-8").
- 20 New 3'-7"x4'-0"x4" thick concrete pad.
- 21 Remove all existing plywood wall panels. Cost included with Metal Panels.
- 22 New one hour partition. See partition detail B this sheet.
- 23 See sheet 145 of 163 for platform plan.
- 24 Remove and replace connection angles at the base and repair anchor bolt. See Detail A on sheet 144 of 163.

Notes:  
Portions of these drawings are extracted from original drawings for this bridge. Details are provided to illustrate the work to be performed.  
For Elevations B-B, C-C, D-D, E-E, F-F, G-G, H-H, and J-J, see sheet 139 of 163.  
For Elevations A2, C2, G2, I2, L2 and O2, see sheet 143 of 163.  
For Elevations F2, K2, M2, and N2, see sheet 144 of 163.

**FLOOR PLANS AND DETAILS  
STRUCTURE NO. 016-2445**

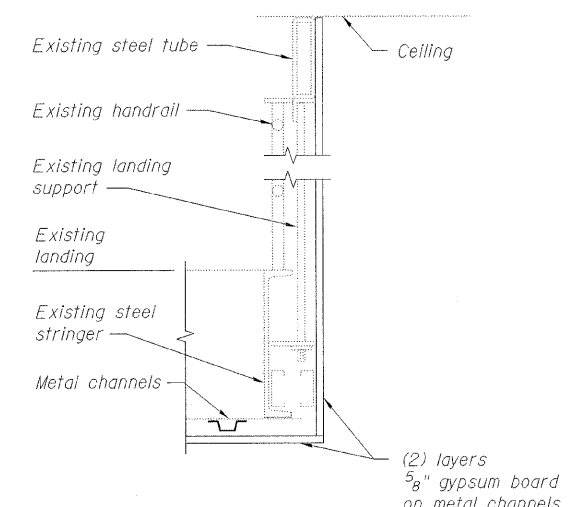


**ENLARGED PLAN**  
(East plan similar - Opposite hand)

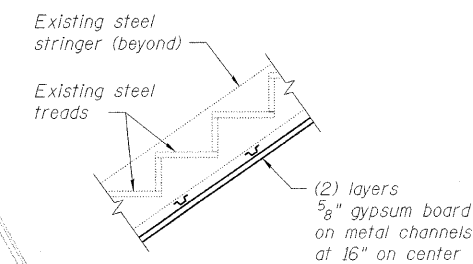


**WEST PLAN**  
(DOCK LEVEL)

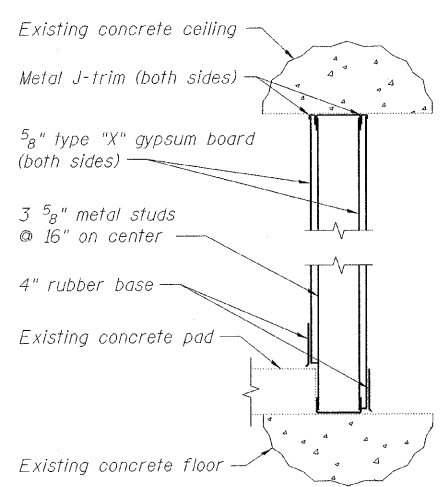
**EAST PLAN**  
(DOCK LEVEL)



**PARTITION DETAIL B**  
SCALE: NONE



**STAIR SECTION**  
SCALE: NONE



**PARTITION DETAIL A**  
SCALE: NONE

**LEGEND:**

- Existing member to remain
- New member

DESIGNED	K. STOCKIE
CHECKED	J. SHURMAN
DRAWN	E. KIENSTRA
CHECKED	A. HAMMAD

**PB Americas, Inc.**  
230 WEST MONROE STREET,  
SUITE 900  
CHICAGO, IL. 60606

SHEET NO. 137 163 SHEETS	F.A.P RTE.	SECTION	COUNTY	TOTAL SHEETS	SHEET NO.
	389	2424.2B-R	COOK	398	218
			CONTRACT NO. 60D61		
FED. ROAD DIST. NO. 7 ILLINOIS FED. AID PROJECT					

T:\16843A\Structural\Cadd\Pre-final\EB\_Plans\0162445-60D61-FBR-138.dgn 07-MAY-2009